



US00D834569S

(12) **United States Design Patent** (10) **Patent No.:** **US D834,569 S**
Moon (45) **Date of Patent:** **** Nov. 27, 2018**

(54) **ROUTER**

(71) Applicant: **Samsung Electronics Co., Ltd.**,
Suwon-si (KR)

(72) Inventor: **Jihyun Moon**, Gwangmyeong-si (KR)

(73) Assignee: **Samsung Electronics Co., Ltd.**,
Suwon-si (KR)

(**) Term: **15 Years**

(21) Appl. No.: **29/619,117**

(22) Filed: **Sep. 27, 2017**

(30) **Foreign Application Priority Data**

Aug. 8, 2017 (KR) 30-2017-0036796

(51) **LOC (11) Cl.** **14-03**

(52) **U.S. Cl.**
USPC **D14/240**; D14/358; D14/242

(58) **Field of Classification Search**
USPC D14/348, 349, 356–358, 363, 432, 433,
D14/474, 480.1, 496, 125, 137, 139,
D14/140–140.9, 140.11, 141.2, 142, 155,
D14/203.1, 217, 230, 240, 242, 188, 299,
D14/216, 204–206, 170, 171, 196;
D13/184; D3/265; D10/50, 104.1, 106.2;
D26/118, 123, 124
CPC H04W 88/00; H04W 88/04; H04W 88/02;
H04W 88/08; H04W 88/085; H04W
88/10; H04W 88/12; H04W 88/16; H04W
92/06; H04B 1/38; H04B 1/3827; H04L
12/00; H03K 17/00
See application file for complete search history.

(56) **References Cited**

U.S. PATENT DOCUMENTS

D575,280 S * 8/2008 Marquez D14/240
D585,395 S * 1/2009 Cho D14/125
D591,739 S * 5/2009 Matsuoka D14/341

D621,832 S * 8/2010 Lee D14/358
D628,153 S * 11/2010 Fujii D13/108
D628,573 S * 12/2010 Wang D14/356
D649,945 S * 12/2011 Kim D14/125
D659,037 S * 5/2012 Madsen D10/65
D659,690 S * 5/2012 Huang D14/138 G

(Continued)

FOREIGN PATENT DOCUMENTS

JP D 1408393 2/2011
KR 30-2011-0018901 6/2012

(Continued)

OTHER PUBLICATIONS

Technicians may need to install Verizon's initial fixed 5G CPE, Martha DeGrasse on FierceWireless, May 17, 2018, [online], [site visited Jul. 25, 2018]. Retrieved from url:https://www.fiercewireless.com/wireless/bringing-5g-home-are-consumers-ready-for-5g-fixed-wireless-broadband (Year: 2018).*

Primary Examiner — Jeffrey D Asch
Assistant Examiner — Tracey J Bell
(74) *Attorney, Agent, or Firm* — NSIP Law

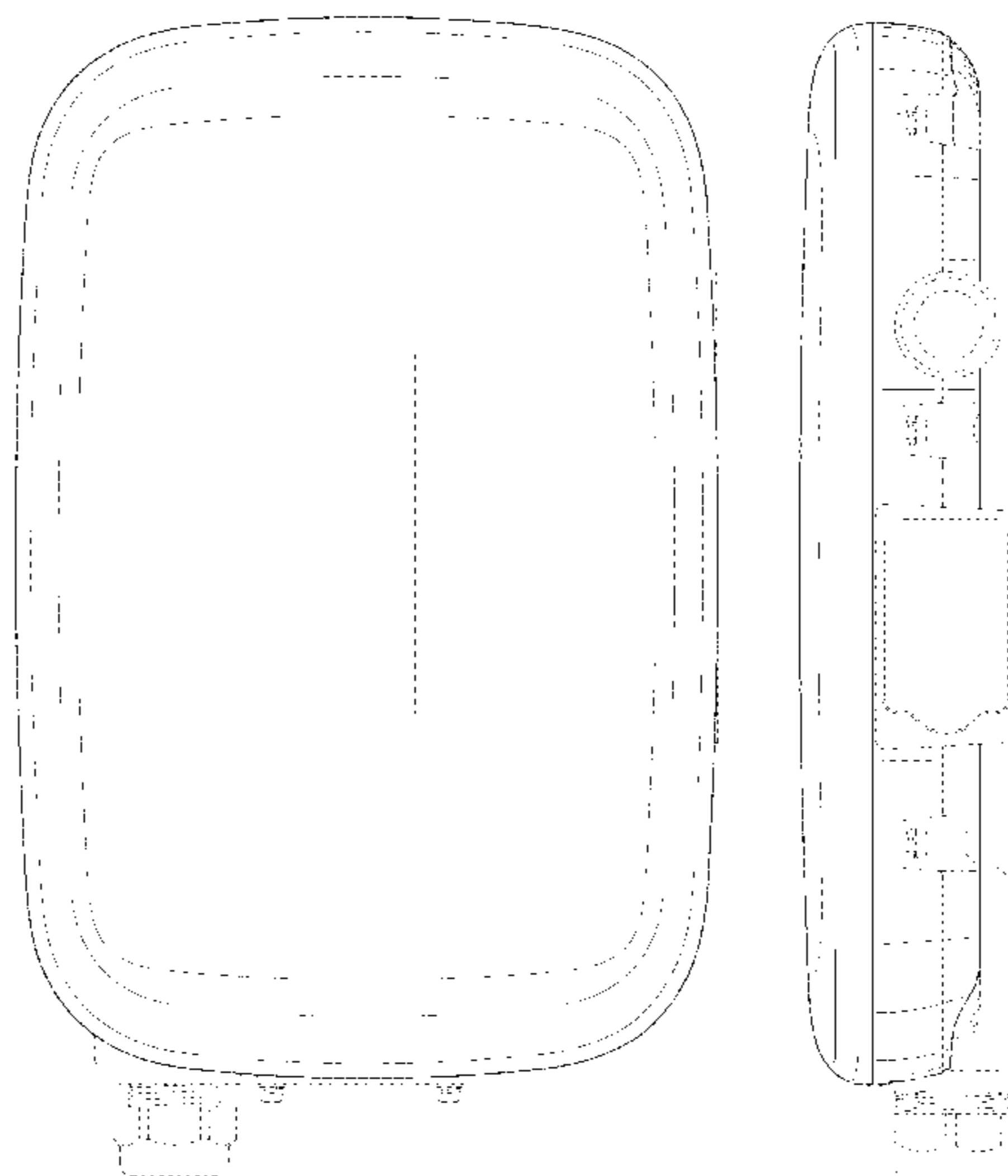
(57) **CLAIM**

I claim the ornamental design for a router, as shown and described.

DESCRIPTION

FIG. 1 is a front perspective view of a router showing my new design;
FIG. 2 is a front view thereof;
FIG. 3 is a rear view thereof;
FIG. 4 is a left-side view thereof;
FIG. 5 is a right-side view thereof;
FIG. 6 is a top view thereof; and,
FIG. 7 is a bottom view thereof.
The broken lines in the figures show portions of the router which form no part of the claimed design.

1 Claim, 6 Drawing Sheets



(56)

References Cited

U.S. PATENT DOCUMENTS

D674,786 S * 1/2013 Park D14/240
D694,205 S * 11/2013 Linn D14/125
D789,360 S * 6/2017 Moon D14/240
D795,853 S * 8/2017 Ngo D14/240
D809,492 S * 2/2018 Moon D14/240
D813,212 S * 3/2018 Nangeroni D14/240
D814,463 S * 4/2018 Haigh D14/358
D817,332 S * 5/2018 Yaprak D14/432
2017/0244158 A1* 8/2017 Ali H01Q 1/02

FOREIGN PATENT DOCUMENTS

KR 30-2013-0006567 2/2014
KR 30-2016-0007757 11/2016
KR 30-2013-0035005 7/2017

* cited by examiner

FIG. 1

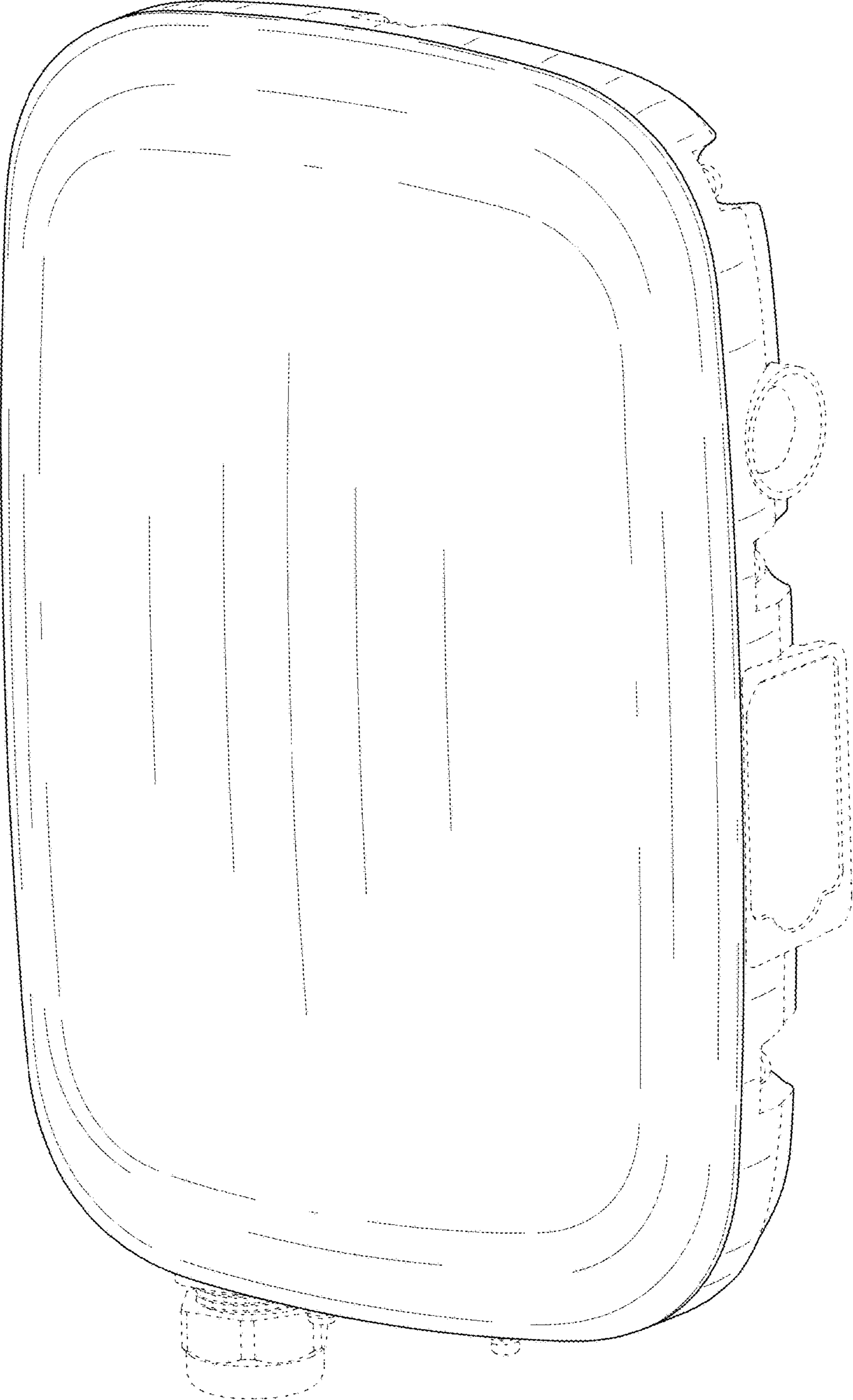


FIG. 2




FIG. 3

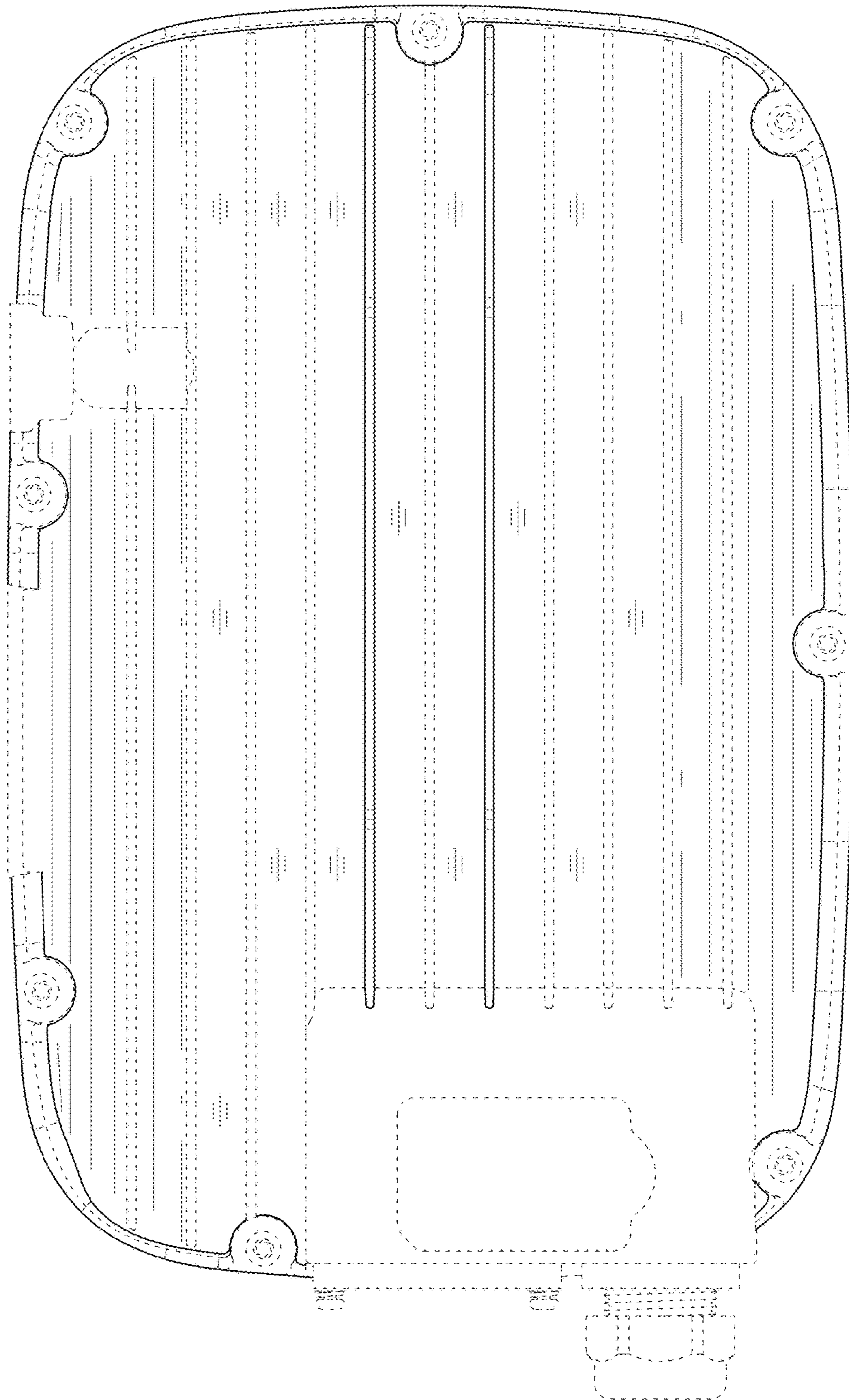


FIG. 4

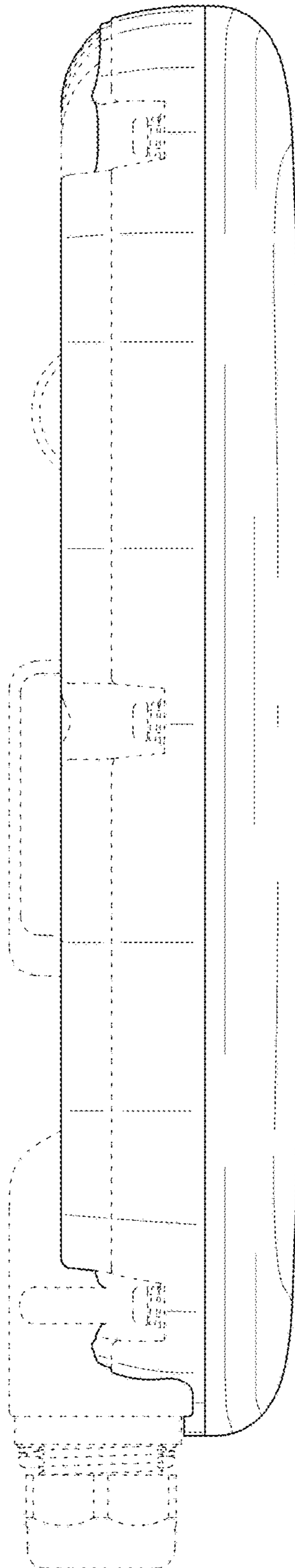


FIG. 5

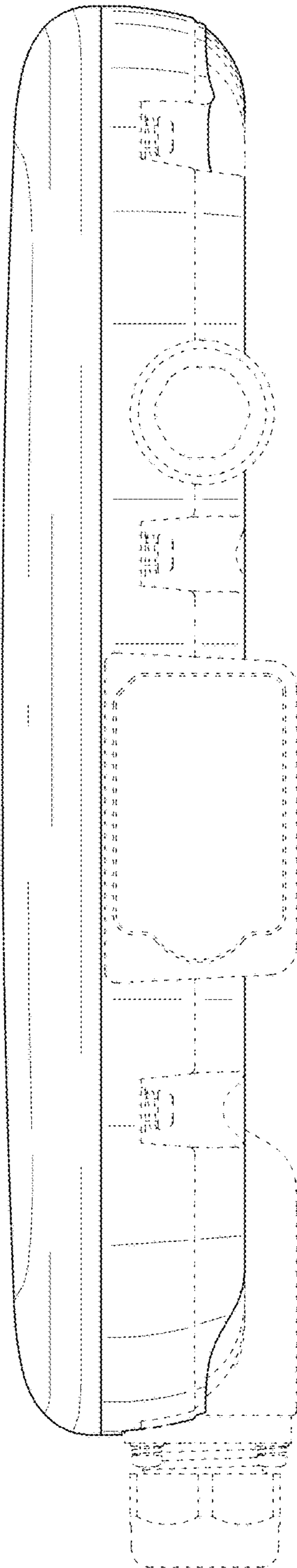


FIG. 6

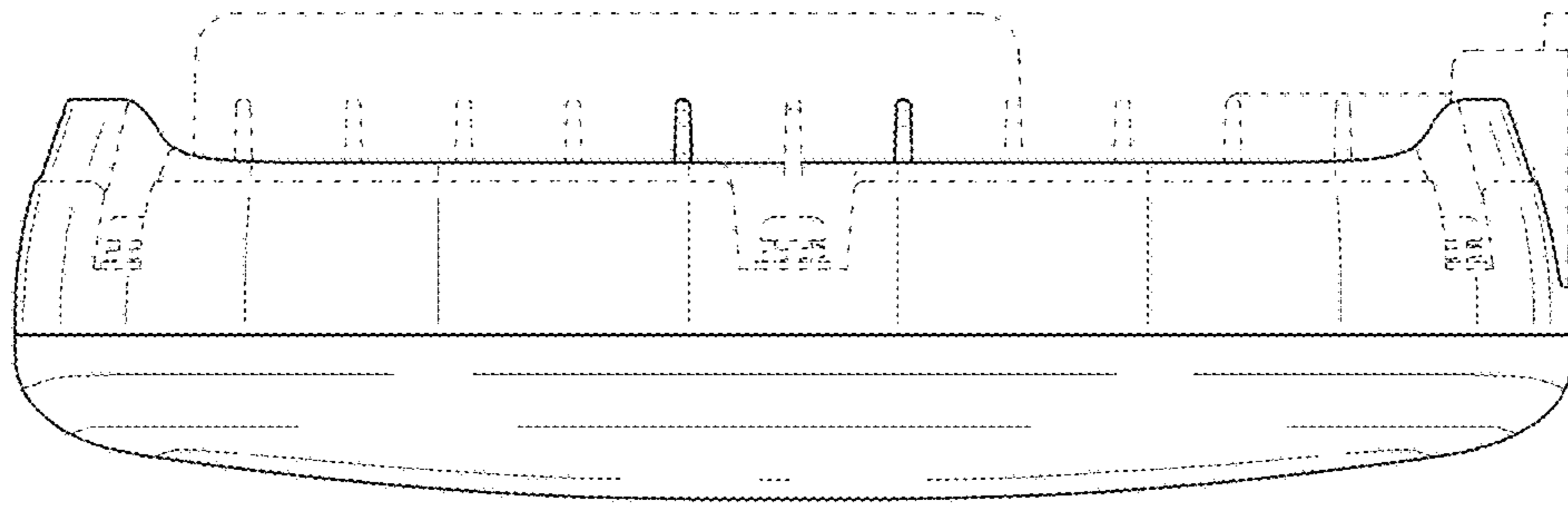


FIG. 7

