



US00D834565S

(12) **United States Design Patent**
Sarrasin et al.

(10) **Patent No.:** **US D834,565 S**

(45) **Date of Patent:** **** Nov. 27, 2018**

- (54) **CONFERENCE MICROPHONE**
- (71) Applicant: **Crestron Electronics, Inc.**, Rockleigh, NJ (US)
- (72) Inventors: **Joseph Sarrasin**, Redding, CT (US); **Wendy Feldstein**, Old Tappan, NJ (US); **William Rehak**, Oradell, NJ (US); **Howie Balch**, Bloomingdale, NJ (US); **Andre Poulheim**, Frechen (DE); **Johannes Martin Ott**, Frankfurt am Main (DE)
- (73) Assignee: **Crestron Electronics, Inc.**, Rockleigh, NJ (US)
- (**) Term: **15 Years**

- (21) Appl. No.: **29/583,968**
- (22) Filed: **Nov. 10, 2016**
- (51) **LOC (11) Cl.** **14-01**
- (52) **U.S. Cl.**
USPC **D14/227**
- (58) **Field of Classification Search**
USPC D14/150, 226, 341, 188, 172, 240, 137, D14/211, 140, 159, 210, 140.8, 214, 227, D14/142, 496, 141.3, 213, 149, 125, 299, D14/225, 228; D10/104.1; D13/162; 379/420.02, 430, 431, 447; 381/380, 381, 381/92, 172; 455/90.3, 575.1, 569.1
CPC . H04R 25/00; H04R 3/00; H04R 1/02; H04R 2420/07; H04R 1/28
See application file for complete search history.

- (56) **References Cited**
U.S. PATENT DOCUMENTS
D257,346 S * 10/1980 Garrigus D14/228
D274,048 S * 5/1984 Wong D10/106.1
D281,067 S * 10/1985 Katsuno D14/215

- D283,891 S * 5/1986 Parshad D14/228
- D286,403 S * 10/1986 Parshad D14/240
- 4,620,317 A * 10/1986 Anderson H04R 1/345
181/155
- D289,040 S * 3/1987 Olsen D14/212
- D292,283 S * 10/1987 Matsuda D14/212
- D309,161 S * 7/1990 Leung D21/331
- D327,479 S * 6/1992 Britz
- D342,732 S * 12/1993 Hinman D14/150
- D344,276 S * 2/1994 Markusson D15/139
- D355,416 S * 2/1995 McCay D14/137
- D357,685 S * 4/1995 Reardon D14/239
- D368,721 S * 4/1996 Howell D14/218
- D382,266 S * 8/1997 Wakefield D14/150
- D403,328 S * 12/1998 Wakefield D14/229
- 5,946,610 A * 8/1999 Hama H01Q 1/22
343/702
- D433,013 S * 10/2000 Yuyama D14/227
- D449,285 S * 10/2001 Wakefield D14/150

(Continued)

Primary Examiner — Paula Allen Greene
(74) *Attorney, Agent, or Firm* — Crestron Electronics, Inc

(57) **CLAIM**

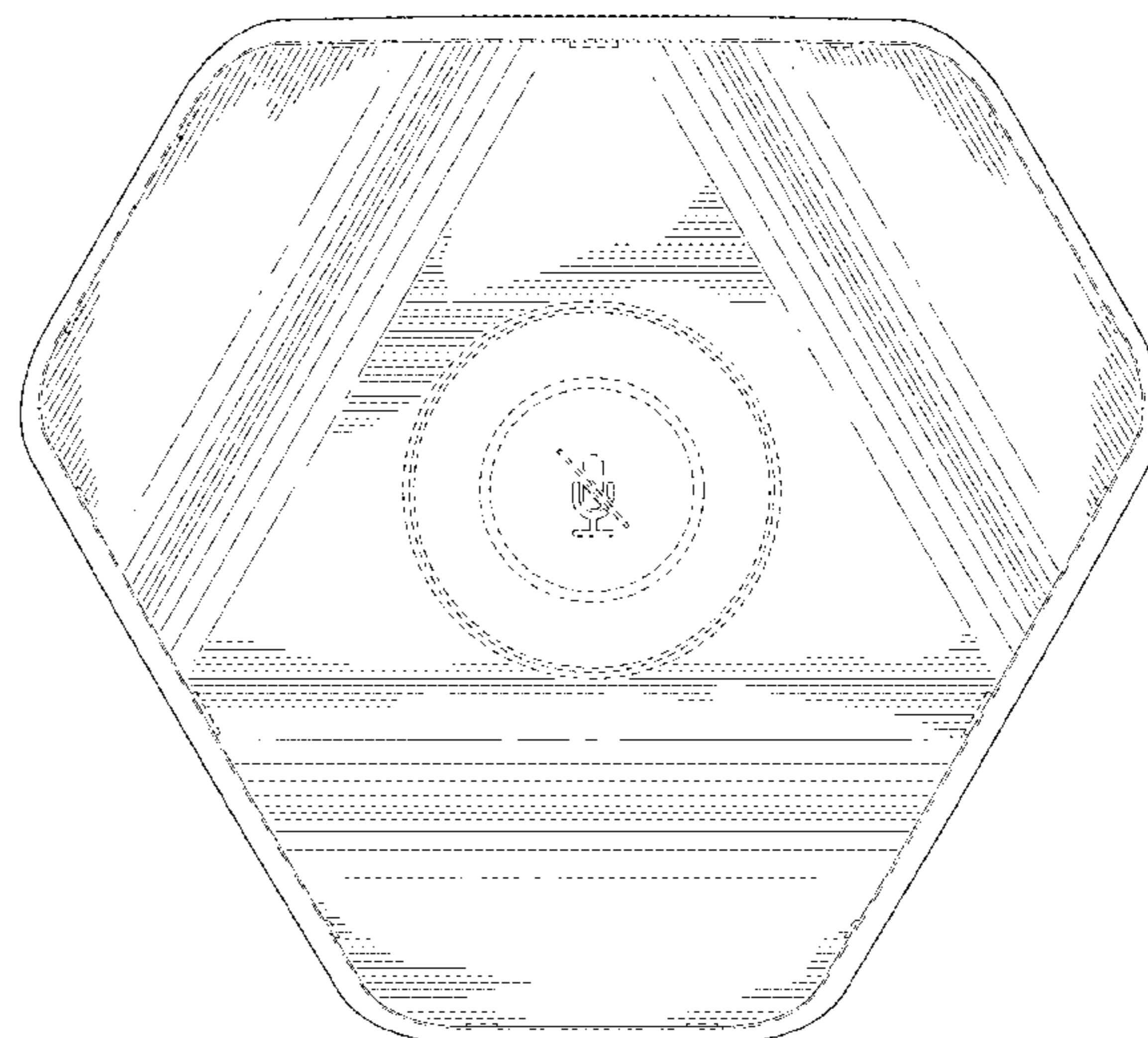
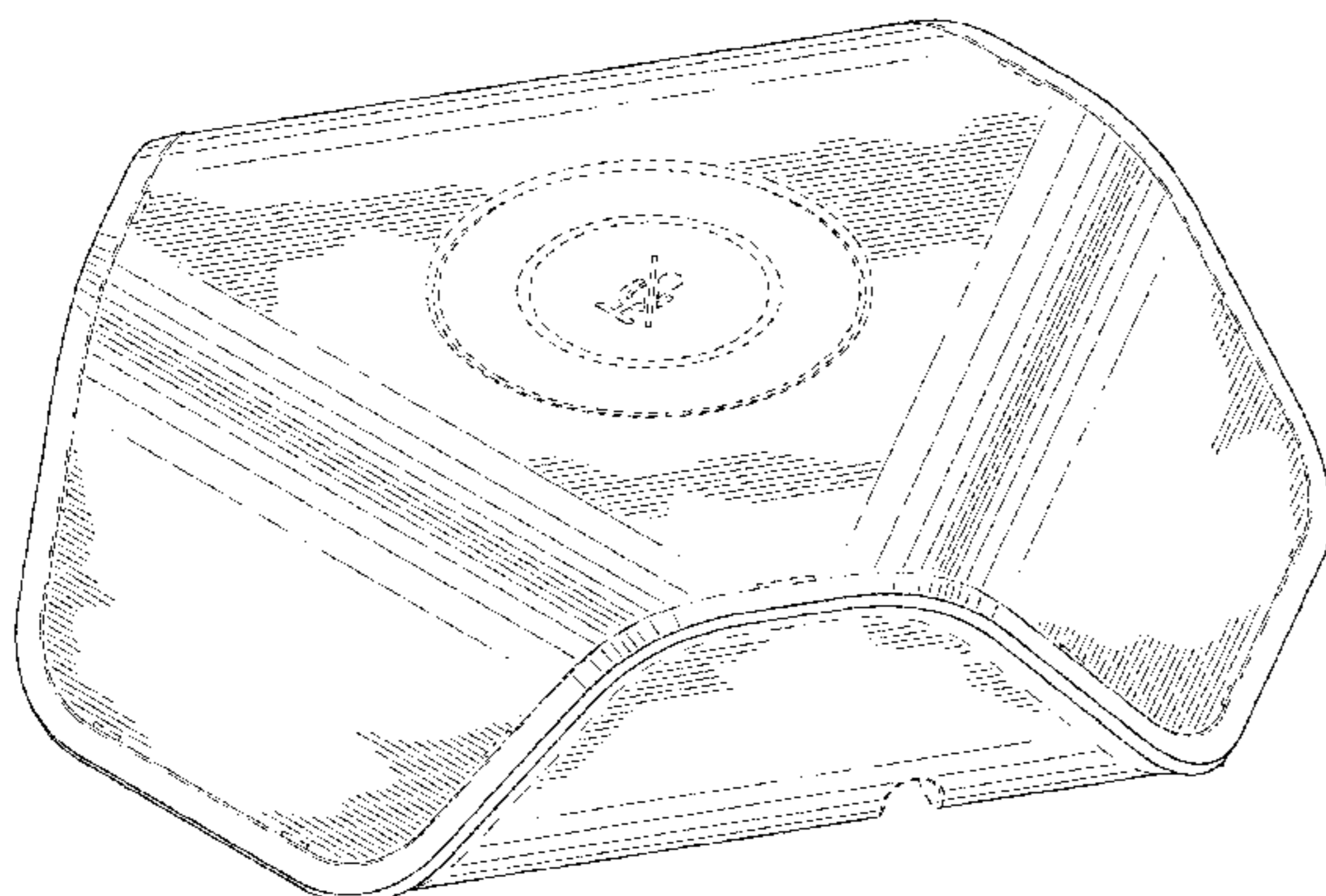
The ornamental design for a conference microphone, as shown and described.

DESCRIPTION

FIG. 1 is an isometric view of a conference microphone showing our new design;
 FIG. 2 is a top plan view thereof;
 FIG. 3 is a front elevational view thereof;
 FIG. 4 is a left side elevational view thereof;
 FIG. 5 is a right side elevational view thereof;
 FIG. 6 is a rear elevational view thereof; and,
 FIG. 7 is a bottom plan view thereof.

The broken lines immediately adjacent the shaded areas represent the bounds of the claimed design while all other broken lines are directed to environment and are for illustrative purposes only; the broken lines form no part of the claimed design.

1 Claim, 7 Drawing Sheets



(56)

References Cited

U.S. PATENT DOCUMENTS

D449,286	S	*	10/2001	Wakefield	D14/150
D452,164	S	*	12/2001	Buss	D10/1
D473,546	S	*	4/2003	Hovanky	D14/217
D478,560	S	*	8/2003	Misrahi	D14/150
D488,794	S	*	4/2004	Chen	D14/150
D491,909	S	*	6/2004	Sun	D14/150
D532,780	S	*	11/2006	Proctor, Jr.	D14/240
D539,274	S	*	3/2007	Bourne	D14/240
D556,179	S	*	11/2007	Chang	D14/150
D570,820	S	*	6/2008	Katori	D14/149
D584,295	S	*	1/2009	Kellar	D14/228
D594,438	S	*	6/2009	Wada	D14/149
D620,916	S	*	8/2010	Wada	D14/149
D640,227	S	*	6/2011	Wada	D14/149
D685,755	S	*	7/2013	Shin	D14/142
D705,224	S	*	5/2014	Govindasamy	D14/356
D711,345	S	*	8/2014	Liu	D14/140
D784,307	S	*	4/2017	Yoon	D14/240
D784,963	S	*	4/2017	Saule	D14/228
D794,598	S	*	8/2017	Clerc	D14/150

* cited by examiner

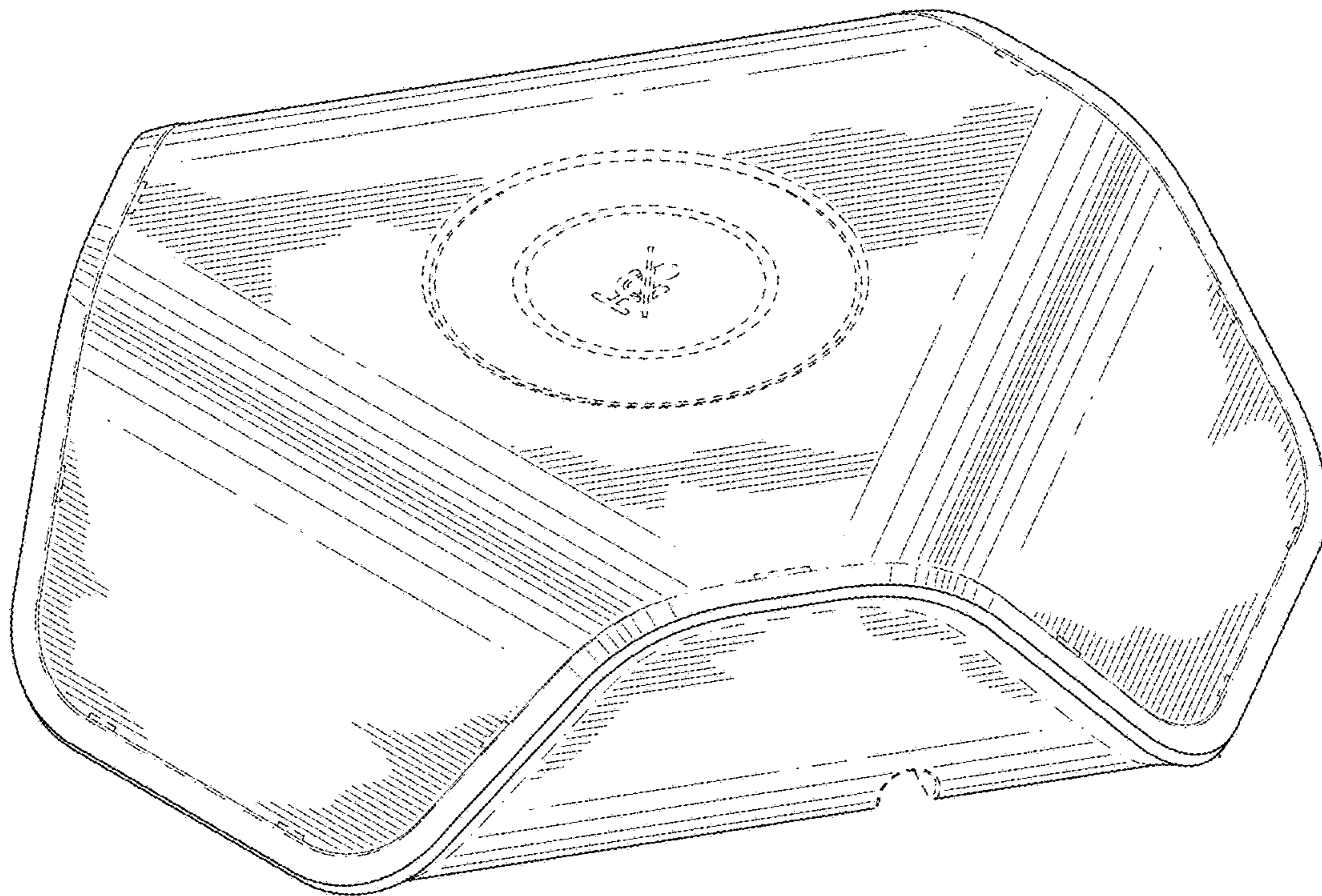


FIG. 1

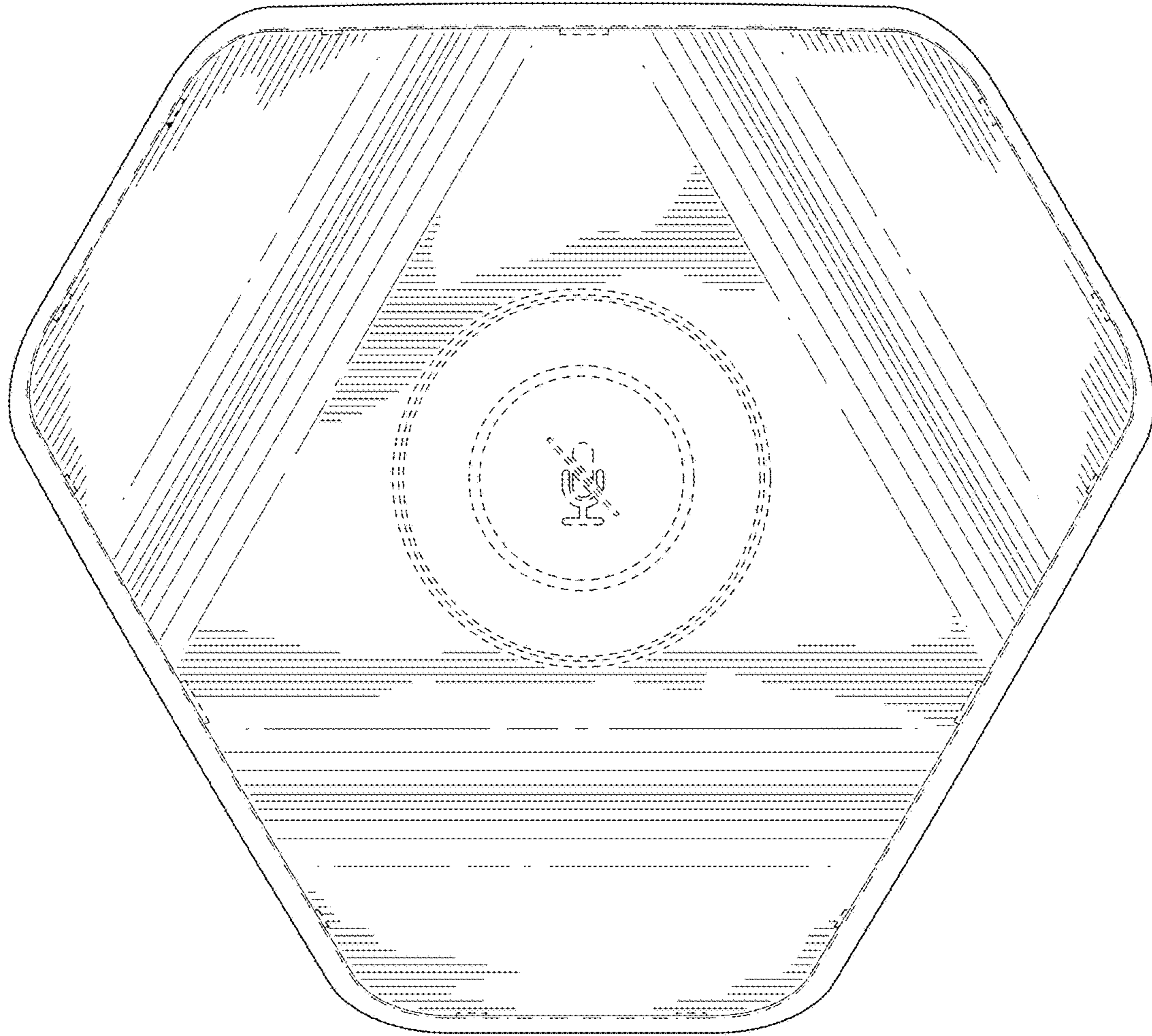


FIG. 2

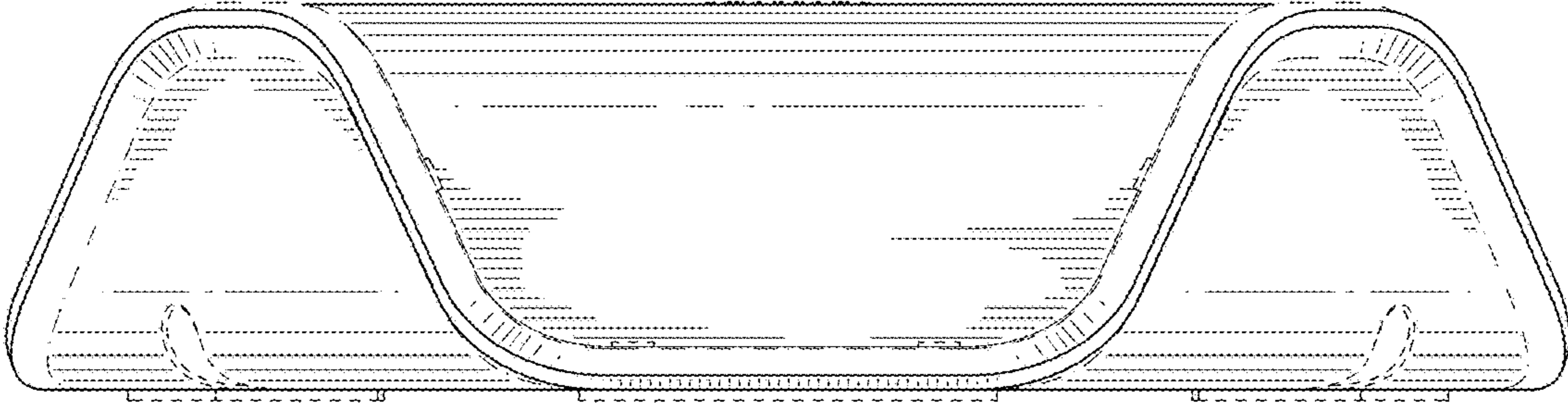


FIG. 3

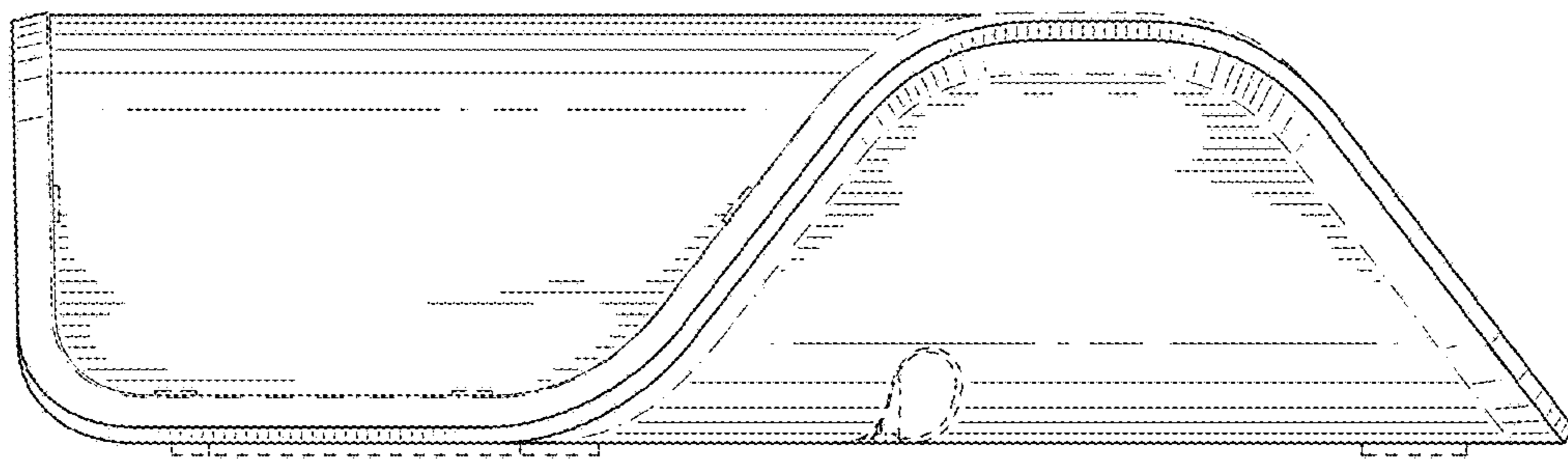


FIG.4

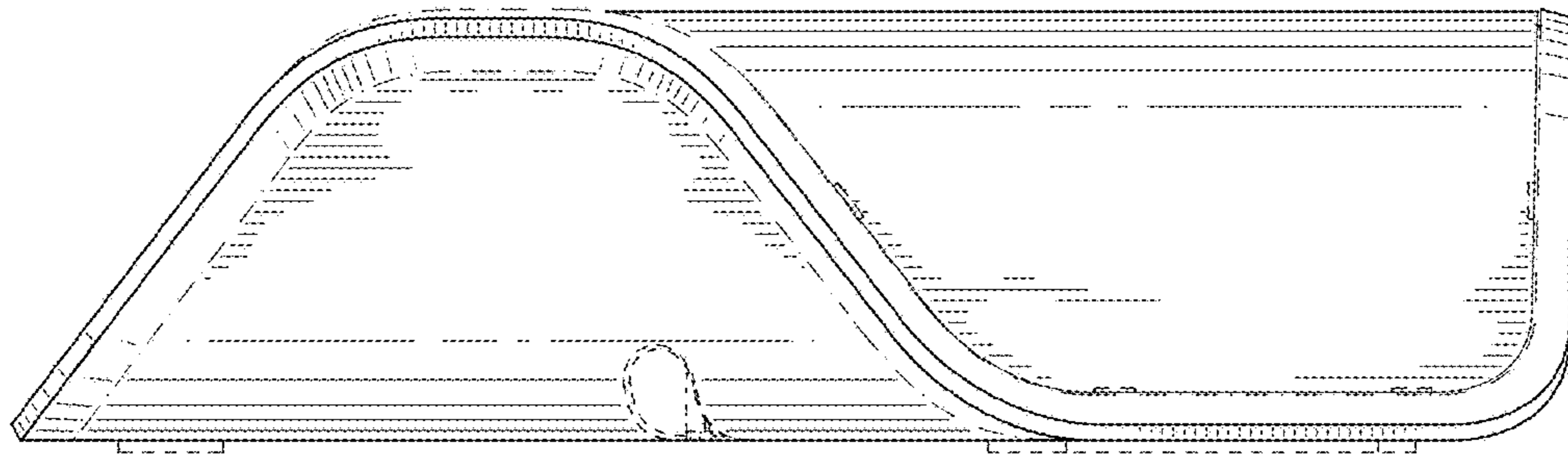


FIG. 5

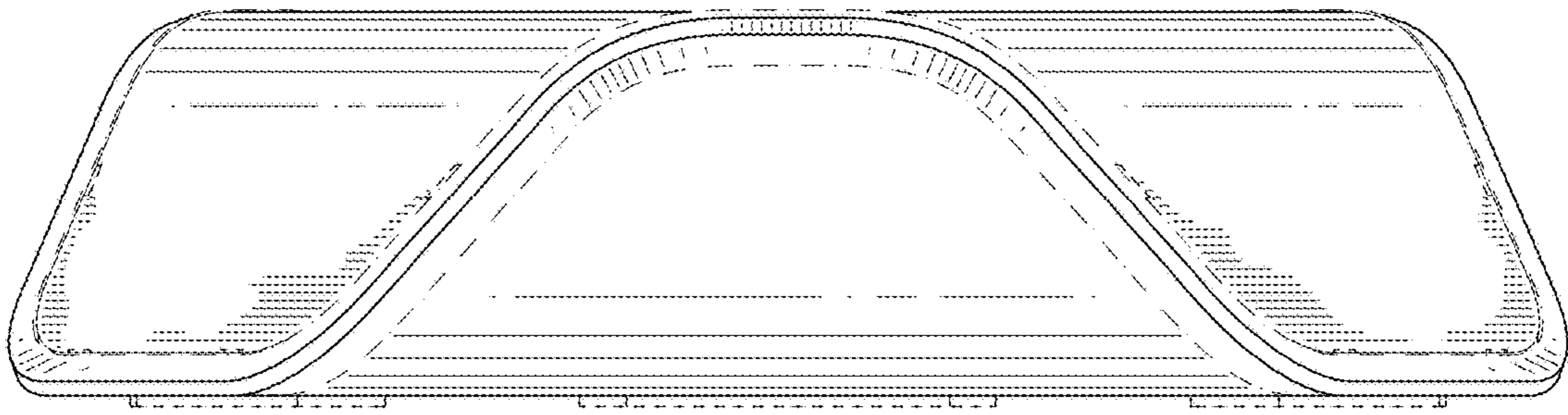


FIG.6

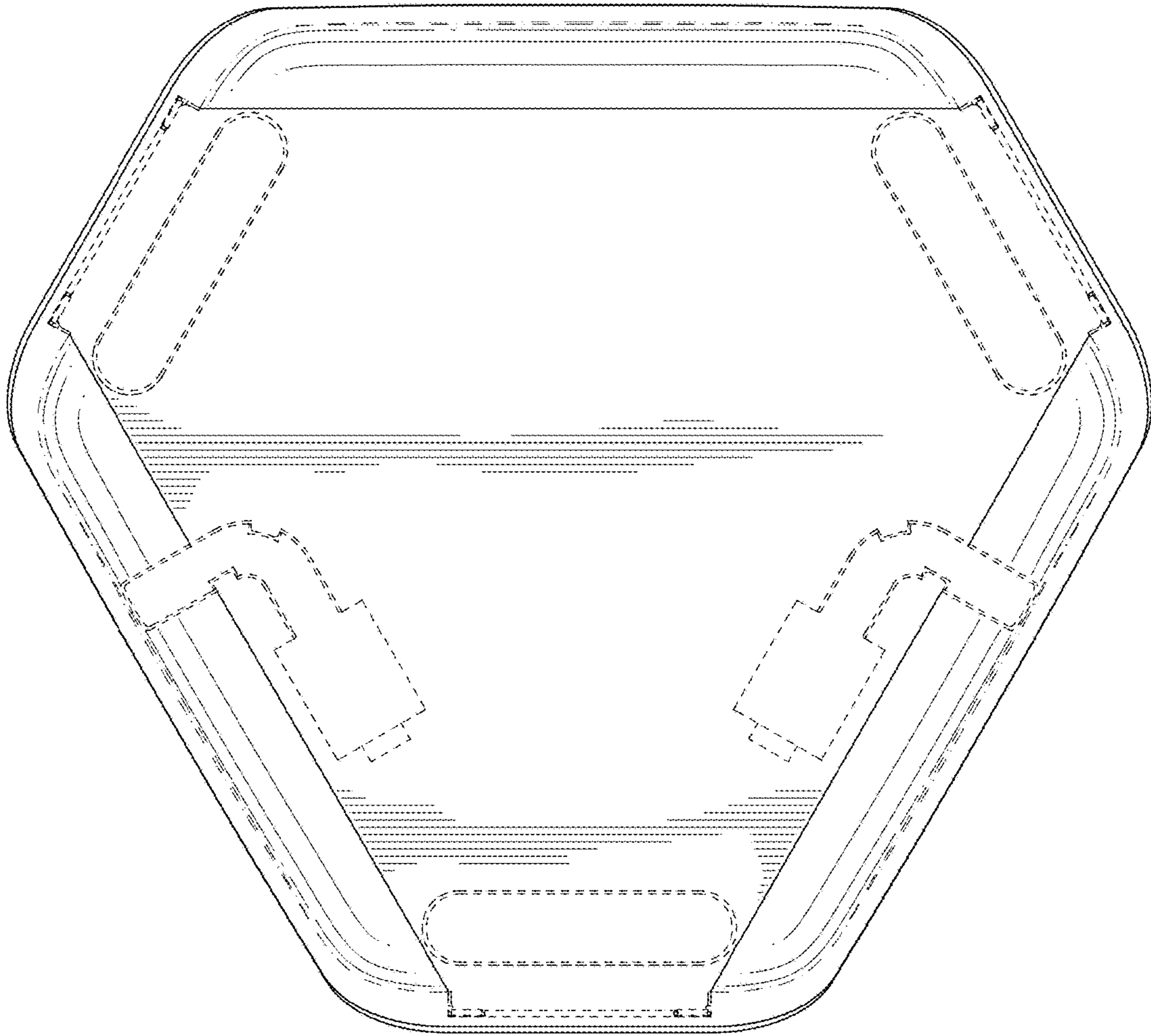


FIG. 7