

US00D834507S

(12) **United States Design Patent** (10) **Patent No.:** **US D834,507 S**
Sarazin (45) **Date of Patent:** **** Nov. 27, 2018**

(54) **TIRE TREAD**

(71) Applicants: **COMPAGNIE GENERALE DES
ETABLISSEMENTS MICHELIN,**
Clermont-Ferrand (FR); **Michelin
Recherche et Technique S.A.,**
Granges-Paccot (CH)

(72) Inventor: **Frederic Sarazin,** Clermont-Ferrand
(FR)

(73) Assignees: **Compagnie Generale Des
Etablissements Michelin (FR);
Michelin Recherche Et Technique
S.A. (CH)**

(**) Term: **15 Years**

(21) Appl. No.: **29/568,766**

(22) Filed: **Jun. 21, 2016**

(30) **Foreign Application Priority Data**

Dec. 21, 2015 (FR) 2015-6182

(51) **LOC (11) Cl.** **12-15**

(52) **U.S. Cl.**
USPC **D12/563**

(58) **Field of Classification Search**
USPC D12/544, 551, 552, 553, 555, 563, 564,
D12/565
CPC B60C 11/0302; B60C 2011/0313
See application file for complete search history.

(56) **References Cited**

U.S. PATENT DOCUMENTS

4,726,407 A 2/1988 Hayakawa et al.
D355,876 S 2/1995 Diensthuber et al.

D360,861 S 8/1995 Graas et al.
D361,966 S 9/1995 Graas et al.
D370,880 S 6/1996 Graas
D379,449 S 5/1997 Graas et al.
D390,512 S 2/1998 Eromaki
D398,888 S * 9/1998 de Barsy D12/553
D426,855 S 6/2000 Niwa et al.
D429,194 S 8/2000 Heinen et al.
D432,057 S 10/2000 Himuro
D454,523 S 3/2002 Traulle

(Continued)

FOREIGN PATENT DOCUMENTS

EM 0022751640001 7/2013
EP 0609194 A1 8/1994

(Continued)

Primary Examiner — Robert M. Spear

(74) *Attorney, Agent, or Firm* — Dickinson Wright, PLLC

(57) **CLAIM**


The ornamental design for a tire tread, as shown and described.

DESCRIPTION

FIG. 1 is a perspective view of the tire tread of my design; FIG. 2 is a front elevation view of the tire tread of my design; FIG. 3 is a side elevation view of the tire tread of my design; FIG. 4 is a side elevation view of the tire tread of my design, taken from the opposite side of that shown in FIG. 3; and, FIG. 5 is an enlarged, partial view of the tire tread of FIG. 1, as indicated by the break lines.

In the drawings, the broken lines defining the sidewall and inner bead depict environmental subject matter that forms no part of the claimed design. The dash-dot-dot-dash line defines the peripheral boundary between the claimed tire tread and the unclaimed sidewall. The tread pattern repeats uniformly throughout the circumference of the tire.

1 Claim, 5 Drawing Sheets



(56)

References Cited

U.S. PATENT DOCUMENTS

6,352,091 B1 3/2002 Hanya
 D472,872 S 4/2003 O
 D487,053 S 2/2004 Masuko
 D491,516 S 6/2004 Miller et al.
 D504,387 S 4/2005 Welbes et al.
 D505,111 S 5/2005 Allison et al.
 D516,998 S 3/2006 Wang et al.
 D531,955 S 11/2006 Fontaine et al.
 D544,827 S 6/2007 Lee
 D548,677 S * 8/2007 Welbes D12/553
 D548,678 S * 8/2007 Welbes D12/553
 D550,148 S 9/2007 Fontaine et al.
 D555,581 S 11/2007 Salván
 D556,669 S * 12/2007 Fugier D12/512
 D579,861 S 11/2008 Haas et al.
 D579,863 S 11/2008 Harvey et al.
 D588,525 S * 3/2009 Tanaka D12/551
 D588,526 S * 3/2009 Tanaka D12/551
 D591,220 S 4/2009 Minagawa
 D595,218 S 6/2009 Rodicq et al.
 D595,639 S 7/2009 de Briey-Terlinden et al.
 D601,946 S 10/2009 Fontaine et al.
 D606,927 S 12/2009 Kang
 D607,810 S 1/2010 Oizumi et al.

D610,963 S 3/2010 Ochi
 D612,324 S 3/2010 Harvey et al.
 D615,479 S * 5/2010 Lee D12/552
 D626,911 S 11/2010 Takashima
 D634,700 S 3/2011 Ebel et al.
 D640,184 S 6/2011 de Briey-Terlinden
 D640,966 S * 7/2011 Fontaine D12/563
 D651,163 S 12/2011 Shimizu et al.
 D666,205 S 10/2012 Ebel et al.
 D683,301 S 5/2013 Kang
 D694,172 S * 11/2013 Takei D12/552
 D705,718 S 5/2014 Hirama et al.
 D718,224 S 11/2014 Guichon et al.
 D722,290 S 2/2015 Jamot et al.
 D724,522 S 3/2015 D'Abrigeon et al.
 D757,638 S * 5/2016 Yoon D12/545
 D777,090 S * 1/2017 Kang D12/553
 D780,672 S * 3/2017 Yoon D12/563
 D813,791 S * 3/2018 Wang D12/544
 2008/0149237 A1 6/2008 Cambron et al.

FOREIGN PATENT DOCUMENTS

FR 06/5978 12/2006
 FR 06/5980 12/2006
 FR 07/5041 11/2007

* cited by examiner

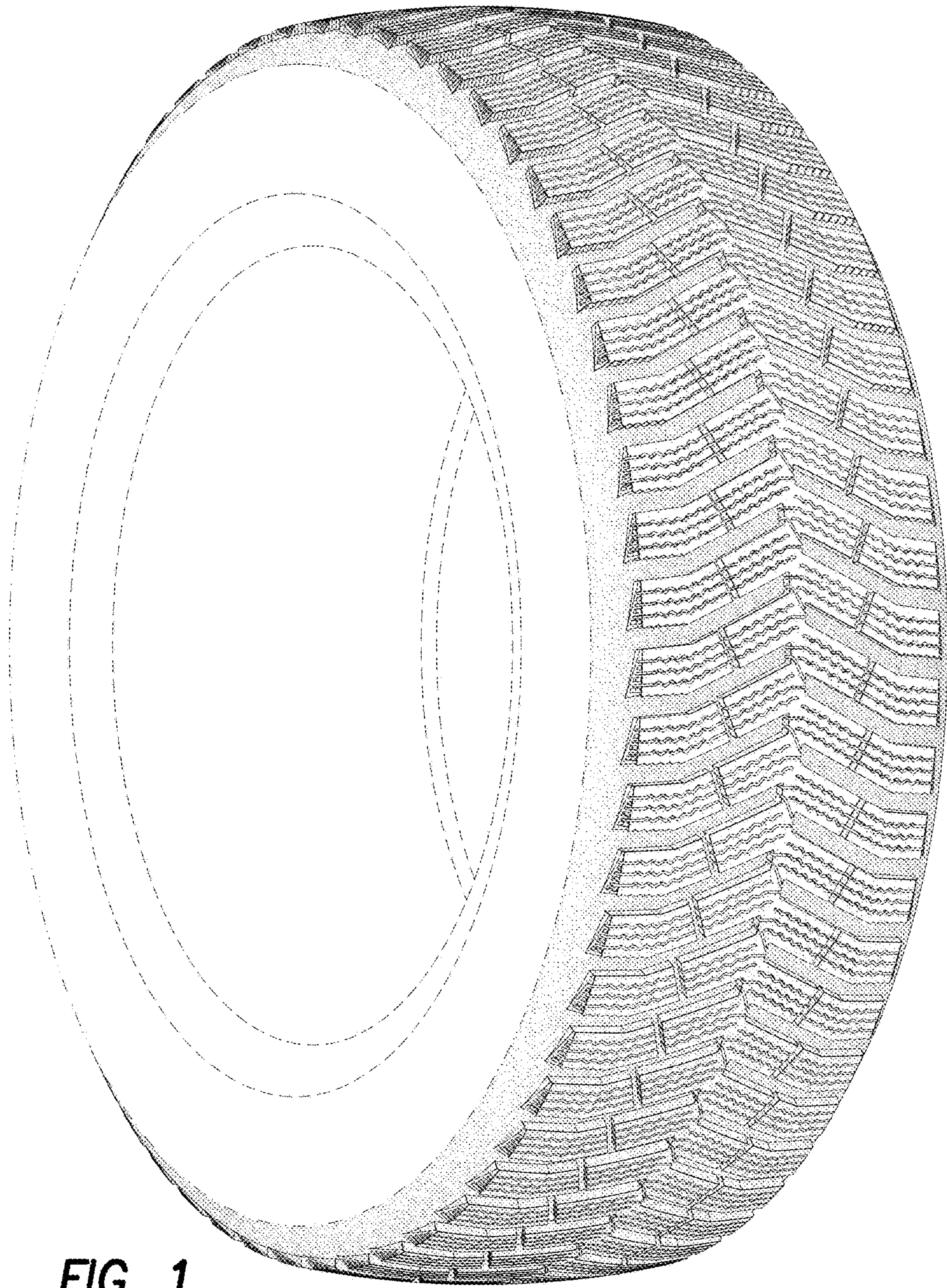


FIG. 1




FIG. 2




FIG. 3




FIG. 4

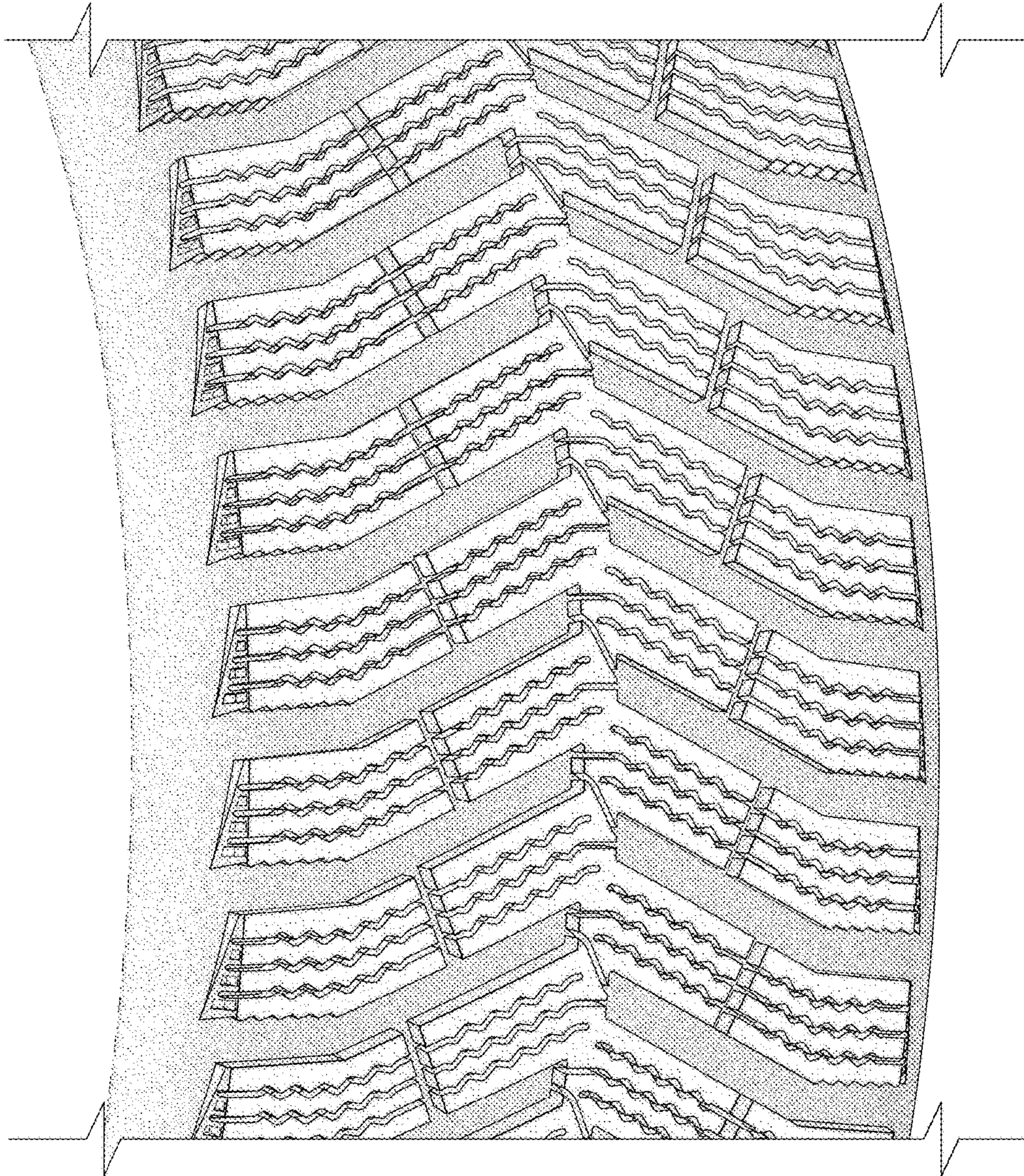


FIG. 5