



US00D834502S

(12) **United States Design Patent**  
**Nakamura**

(10) **Patent No.:** **US D834,502 S**

(45) **Date of Patent:** **\*\* Nov. 27, 2018**

(54) **MOTORCYCLE TIRE**

(71) Applicant: **BRIDGESTONE CORPORATION,**  
Tokyo (JP)

(72) Inventor: **Takamitsu Nakamura,** Tokyo (JP)

(73) Assignee: **BRIDGESTONE CORPORATION,**  
Tokyo (JP)

(\*\*) Term: **15 Years**

(21) Appl. No.: **29/628,888**

(22) Filed: **Dec. 8, 2017**

(30) **Foreign Application Priority Data**

Jun. 12, 2017 (JP) ..... 2017-012571

(51) **LOC (11) Cl.** ..... **12-15**

(52) **U.S. Cl.**  
USPC ..... **D12/535**

(58) **Field of Classification Search**

USPC ..... D12/533-567

CPC ..... B60C 2200/00; B60C 2200/10

See application file for complete search history.

(56) **References Cited**

**U.S. PATENT DOCUMENTS**

D522,960 S *	6/2006	Matsunami	.....	D12/535
D659,078 S *	5/2012	Takenaka	.....	D12/535
D659,079 S *	5/2012	Takenaka	.....	D12/535
D787,427 S	5/2017	Itoi		
D789,875 S *	6/2017	Itoi	.....	D12/535
D814,392 S *	4/2018	Nakamura	.....	D12/535

**FOREIGN PATENT DOCUMENTS**

CN	302629719 S	11/2013
JP	D1353828 S	3/2009
JP	D1354174 S	3/2009
JP	D1459417 S	1/2013

JP	D1543407 S	2/2016
JP	D1543408 S	2/2016
JP	D1535301 S	10/2016

**OTHER PUBLICATIONS**

Communication dated Jan. 23, 2018 issued by the Japanese Patent Office in counterpart application No. 2017-012571.

“Otobai”, vol. 76, No. 5, p. 135, Motor Magazine Ltd, May 1, 2010, JPO Ref. No. HA2200333600.

“Battlax Hypersport S21”, Bridgestone Corporation, retrieved from the Internet Jan. 11, 2016, <URL: <https://www.bridgestone.co.jp/corporate/news/2015112701.html>>, JPO Ref. No. HJ2705206700.

\* cited by examiner

*Primary Examiner* — George D. Kirschbaum

*Assistant Examiner* — Joseph J Kukella

(74) *Attorney, Agent, or Firm* — Sughrue Mion, PLLC

(57) **CLAIM**

The ornamental design for a motorcycle tire, as shown and described.

**DESCRIPTION**

FIG. 1 is a perspective view of a motorcycle tire showing my new design;

FIG. 2 is a front view thereof;

FIG. 3 is a top view thereof;

FIG. 4 is a right side view thereof;

FIG. 5 is a left side view thereof;

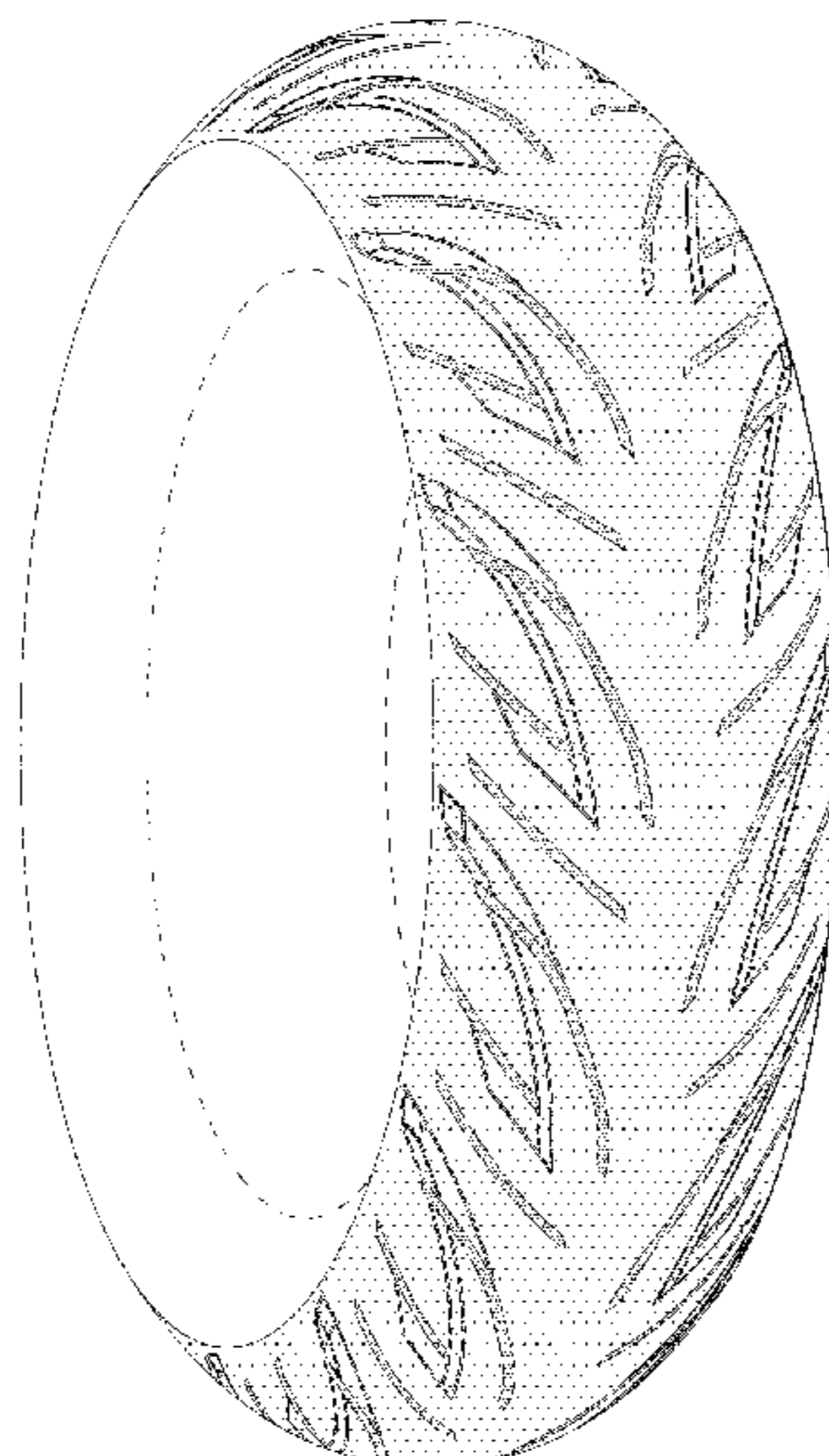
FIG. 6 is a fragmentary enlarged view showing the details of the tread thereof; and,

FIG. 7 is a section view taken along line 7-7 in FIG. 6.

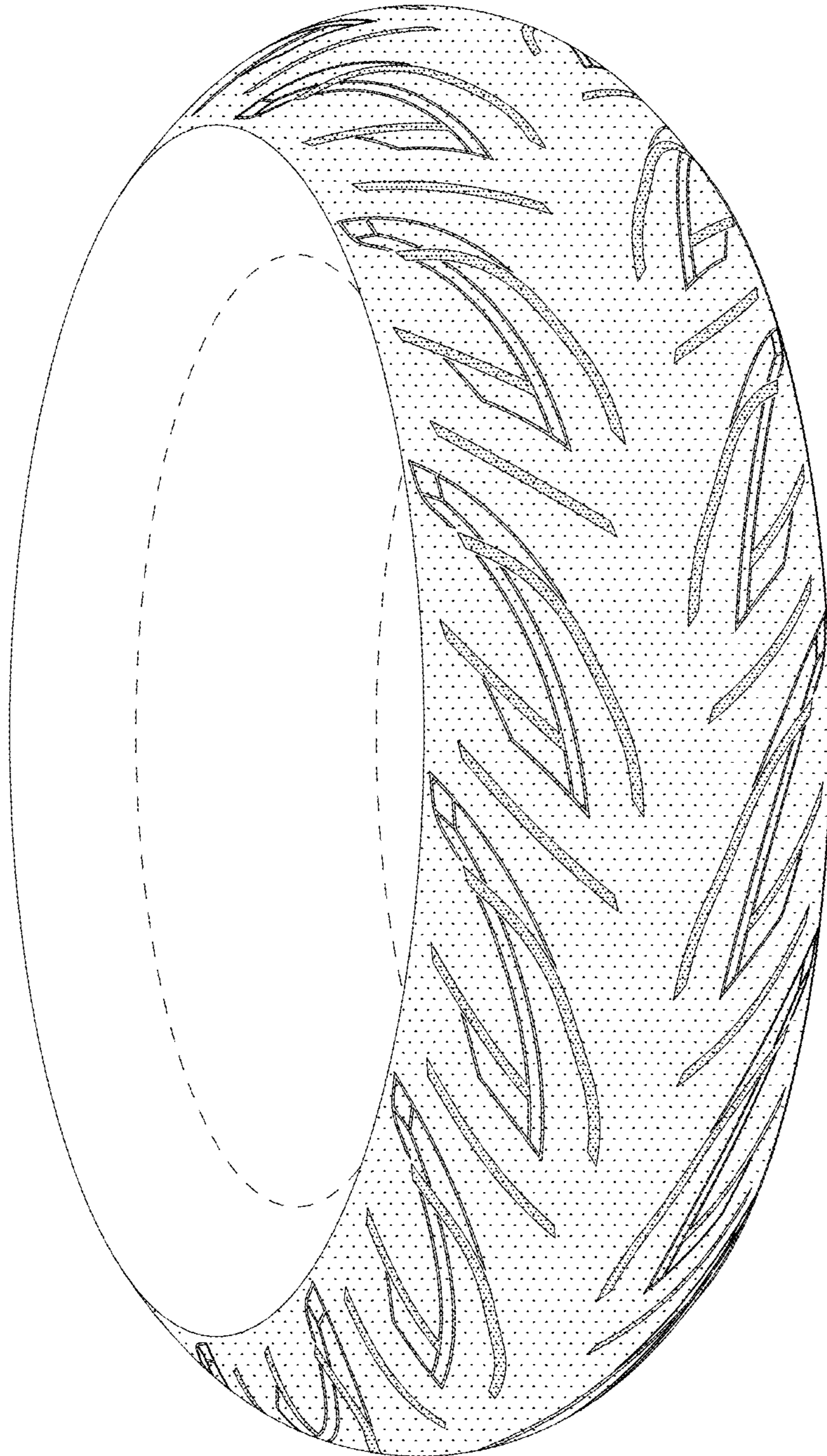
The broken lines are used to show portions of the motorcycle tire that are not being claimed, and thus form no part of the claimed design.

The light stippled surface shading represents the surface of the motorcycle tire, and the dark stippled surface shading represents the recessed portion of the tread grooves, having the depth as shown in FIG. 7.

**1 Claim, 7 Drawing Sheets**



*FIG. 1*





*FIG. 2*




*FIG. 3*







*FIG. 4*



*FIG. 5*



*FIG. 6*



*FIG. 7*

