



US00D834501S

(12) **United States Design Patent** (10) **Patent No.:** **US D834,501 S**  
**Harris** (45) **Date of Patent:** **\*\* Nov. 27, 2018**

(54) **TIRE TREAD**  
(71) Applicant: **COOPER TIRE & RUBBER COMPANY**, Findlay, OH (US)  
(72) Inventor: **Jamie L. Harris**, Chippenham (GB)  
(\*\*) Term: **15 Years**  
(21) Appl. No.: **29/561,460**  
(22) Filed: **Apr. 15, 2016**  
(51) **LOC (11) Cl.** ..... **12-15**  
(52) **U.S. Cl.**  
USPC ..... **D12/535**; D12/536  
(58) **Field of Classification Search**  
USPC ..... 152/5, 151, 152.1, 167, 208,  
152/209.1-209.28, 246, 450, 526, 527,  
152/532, 535, 538, 541; D12/500-605,  
D12/900-901  
CPC ..... B60C 11/00; B60C 2011/0337; B60C  
2011/0339; B60C 2011/0386; B60C 3/00;  
B60C 3/08; B60C 1/00; B60C 2200/00;  
B60C 2200/02; B60C 2200/04; B60C  
2200/06; B60C 2200/065; B60C 2200/08;  
B60C 2200/10; B60C 2200/12; B60C  
2200/14; B60C 7/00; B60C 7/02; B60C  
7/04; B60C 7/06; B60C 7/08; B60C 5/00;  
B60C 13/00  
See application file for complete search history.

D736,142 S \* 8/2015 Delhommeau ..... D12/534  
D750,550 S \* 3/2016 Ueda ..... D12/535  
D754,057 S \* 4/2016 Pisarzewicz ..... D12/536  
D755,712 S \* 5/2016 Harris ..... D12/535  
(Continued)

**OTHER PUBLICATIONS**

<http://qdruntongrubber.en.made-in-china.com/product/wqAQTbrdnjUe/China-Emark-Improve-Scooter-Tyre-Tubeless-Tyre-130-60-13-130-70-12.html>.

(Continued)

*Primary Examiner* — Robin V Webster  
*Assistant Examiner* — Keith J Wilson  
(74) *Attorney, Agent, or Firm* — Fay Sharpe LLP

(57) **CLAIM**

The ornamental design for a tire tread, as shown and described.

**DESCRIPTION**

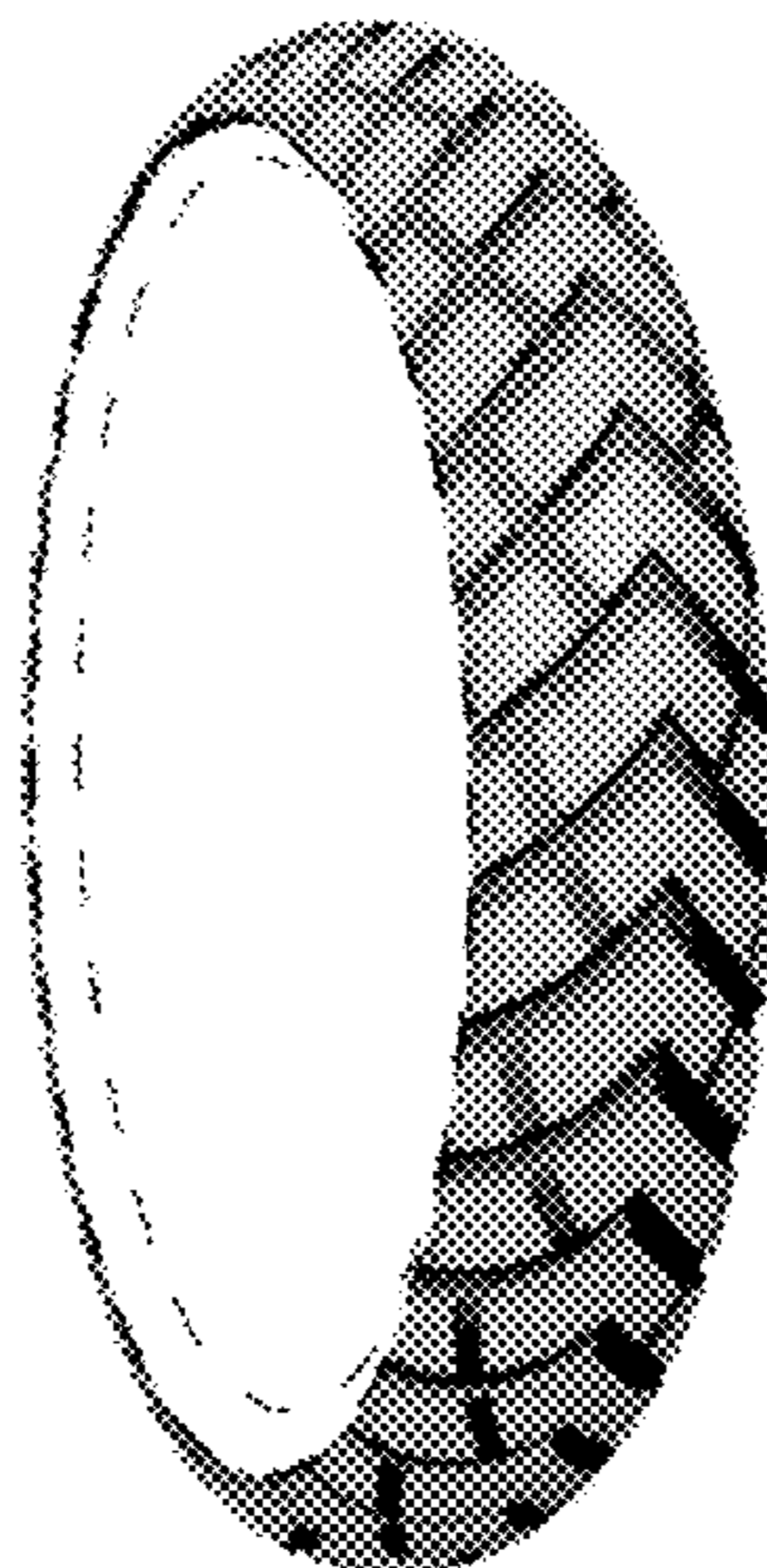
FIG. 1 is a perspective view of a tire tread of a tire of a first embodiment of the present application; FIG. 2 is a front view of the tire of FIG. 1; FIG. 3 is a side view of the tire of FIG. 1; FIG. 4 is a perspective view of a tire tread of a tire of a second embodiment of the present application; FIG. 5 is a front view of the tire of FIG. 4; FIG. 6 is a side view of the tire of FIG. 4; and, FIG. 7 is an enlarged, partial perspective view of FIG. 1. The broken lines and the region there between defining the sidewall region between the bead and the tread, depict subject matter that forms no part of the claimed tire tread design, and are included for the purpose of illustrating the full tire. The tread pattern is understood to repeat throughout the circumference of the tire. The side views of FIGS. 3 and 6 are the same for each side of the tires of FIGS. 1 and 4, respectively.

**1 Claim, 7 Drawing Sheets**

(56) **References Cited**

**U.S. PATENT DOCUMENTS**

D287,957 S \* 1/1987 Hayakawa ..... D12/535  
D288,915 S 3/1987 Kadomaru  
D294,927 S 3/1988 Kobayashi et al.  
D346,776 S \* 5/1994 Haas ..... D12/599  
D409,536 S \* 5/1999 Haas ..... D12/535  
D418,463 S \* 1/2000 Haas ..... D12/536  
D512,680 S 12/2005 Dias  
D525,188 S \* 7/2006 Itoi ..... D12/534  
D595,217 S \* 6/2009 Fournier ..... D12/535  
D696,624 S 12/2013 Nakagawa



(56)

**References Cited**

U.S. PATENT DOCUMENTS

2012/0216929 A1\* 8/2012 Matsunami ..... B60C 11/0302  
152/209.11  
2014/0216617 A1\* 8/2014 Kiwaki ..... B60C 11/13  
152/209.18  
2015/0020940 A1\* 1/2015 Yasunaga ..... B60C 11/1323  
152/209.24

OTHER PUBLICATIONS

Total Motorcycle Tire/Tyre Guide—Pirelli Scorpion MT90 S/T.  
Kenda K671 Cruiser S/T 130/90H-15 Rear.  
Kenda K761 110/90-12 TL 4-PLY.  
Shinko SR421 Motorcycle Tires | MotorcycleManiacStore.  
<https://allroadendurotouring.com/allroad-touring-enduros/allroad-motorcycle-tyres/tyre-tread-patterns/>.

\* cited by examiner




FIG. 1




FIG. 2




FIG. 3

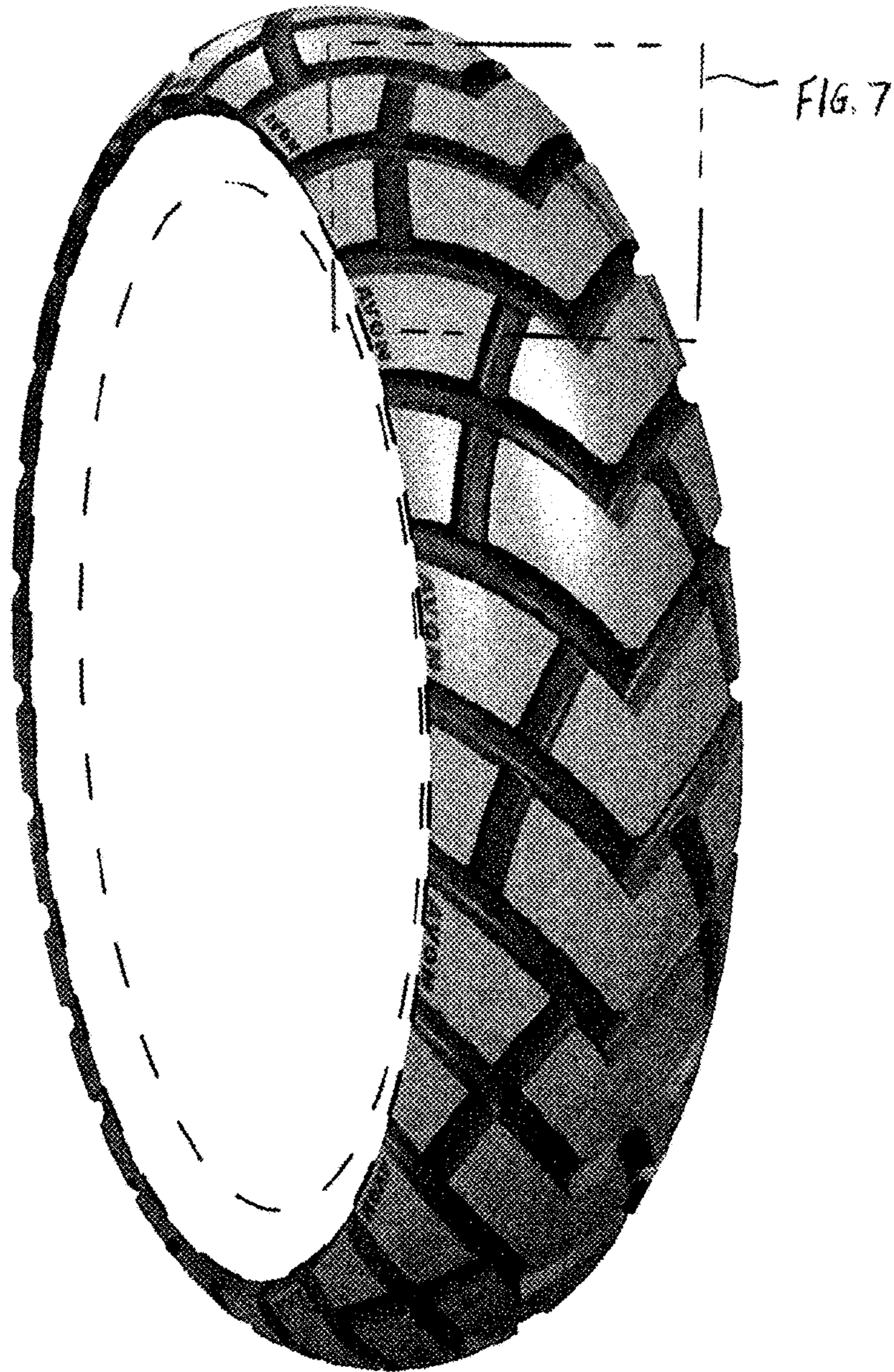


FIG. 4

FIG. 7




FIG. 5



FIG. 6






FIG. 7