



US00D834474S

(12) **United States Design Patent** (10) **Patent No.:** **US D834,474 S**
DiCanzio (45) **Date of Patent:** **** Nov. 27, 2018**

- (54) **PAIR OF AUTOMOBILE GRILLE EXTENSIONS**
- (71) Applicant: **Turn 5, Inc.**, Malvern, PA (US)
- (72) Inventor: **Michael DiCanzio**, West Chester, PA (US)
- (73) Assignee: **Turn 5, Inc.**, Paoli, PA (US)
- (**) Term: **15 Years**
- (21) Appl. No.: **29/601,990**
- (22) Filed: **Apr. 27, 2017**
- (51) **LOC (11) Cl.** **12-16**
- (52) **U.S. Cl.**
USPC **D12/172**
- (58) **Field of Classification Search**
USPC D12/86, 91, 93, 96, 163, 164, 165, 166,
D12/167, 169, 171, 172, 173, 190, 216;
D13/152
CPC B60R 9/06; B60R 19/02; B60R 19/04;
B60R 19/18; B60R 19/44; B60R 19/48;
B62D 21/12; B62D 35/02; B62D 39/00;
B62D 65/16; B29C 45/16
See application file for complete search history.

D820,737 S *	6/2018	Simm	D12/163
D821,274 S *	6/2018	Simm	D12/163
D821,934 S *	7/2018	Yates	D12/163
D821,935 S *	7/2018	Yates	D12/163

* cited by examiner

Primary Examiner — Darlington Ly
(74) *Attorney, Agent, or Firm* — Schott, P.C.

(57) **CLAIM**

The ornamental design for a pair of automobile grille extensions, as shown and described.

DESCRIPTION

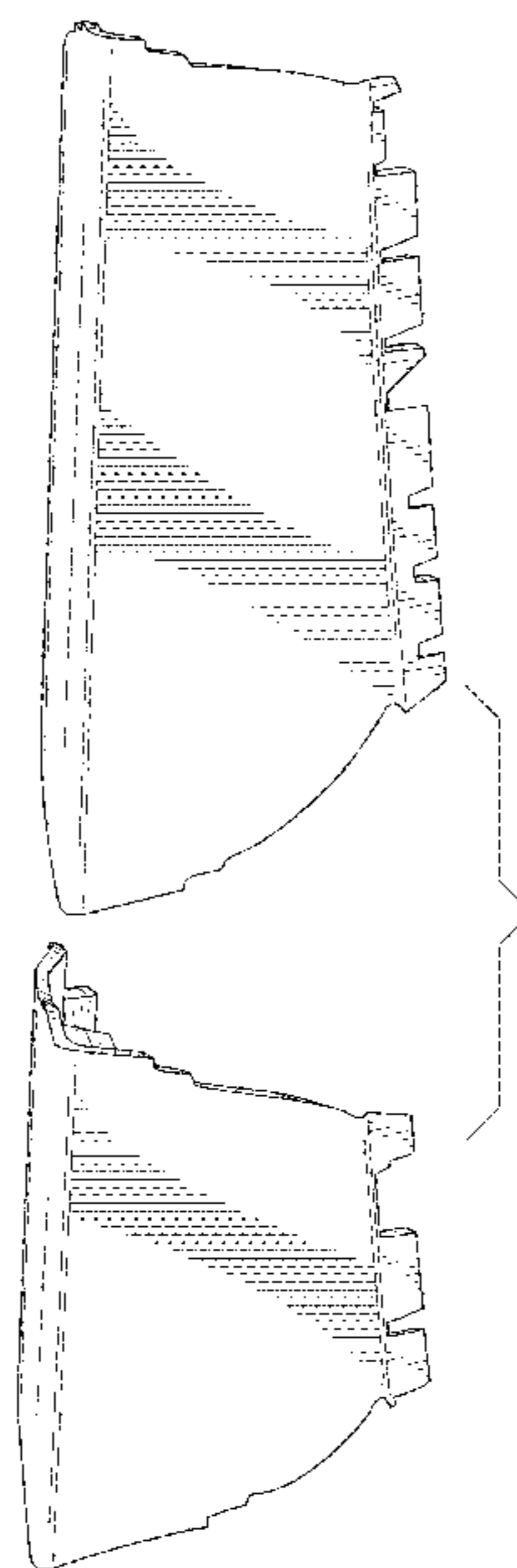
FIG. 1 is a front perspective view of a pair of automobile grille extensions showing my new design in accordance to a right side embodiment;
 FIG. 2 is a front perspective view of a mirrored configuration of the pair of automobile grille extensions in accordance to a left side embodiment;
 FIG. 3 is a front elevation view of the design in FIG. 1;
 FIG. 4 is a rear elevation view of the design in FIG. 1;
 FIG. 5 is a right side elevation view of the design in FIG. 1;
 FIG. 6 is a left side elevation view of the design in FIG. 1;
 FIG. 7 is a top plan view of the design in FIG. 1;
 FIG. 8 is a bottom plan view of the design in FIG. 1; and,
 FIG. 9 is a front perspective view of an exemplary automobile with the right side embodiment of the pair of automobile grille extensions installed.
 It is understood that the left side embodiment of the pair of automobile grille extensions is also represented by the mirrored configurations illustrated between FIGS. 3-8.
 The broken line showing of an automobile is provided for the purpose of illustrating environmental structure and forms no part of the claimed design.

(56) **References Cited**

U.S. PATENT DOCUMENTS

D572,176 S *	7/2008	Cunningham	D12/163
D684,509 S *	6/2013	Noll	D12/172
D696,169 S *	12/2013	Mana	D12/172
D731,934 S *	6/2015	Impero	D12/172
D776,022 S *	1/2017	Mohapatra	D12/172
D779,397 S *	2/2017	Nagwanshi	D12/172
D795,144 S *	8/2017	Leetz	D12/190
D803,113 S *	11/2017	Munjurulimana	D12/172
D804,368 S *	12/2017	Frascella	D12/163

1 Claim, 8 Drawing Sheets



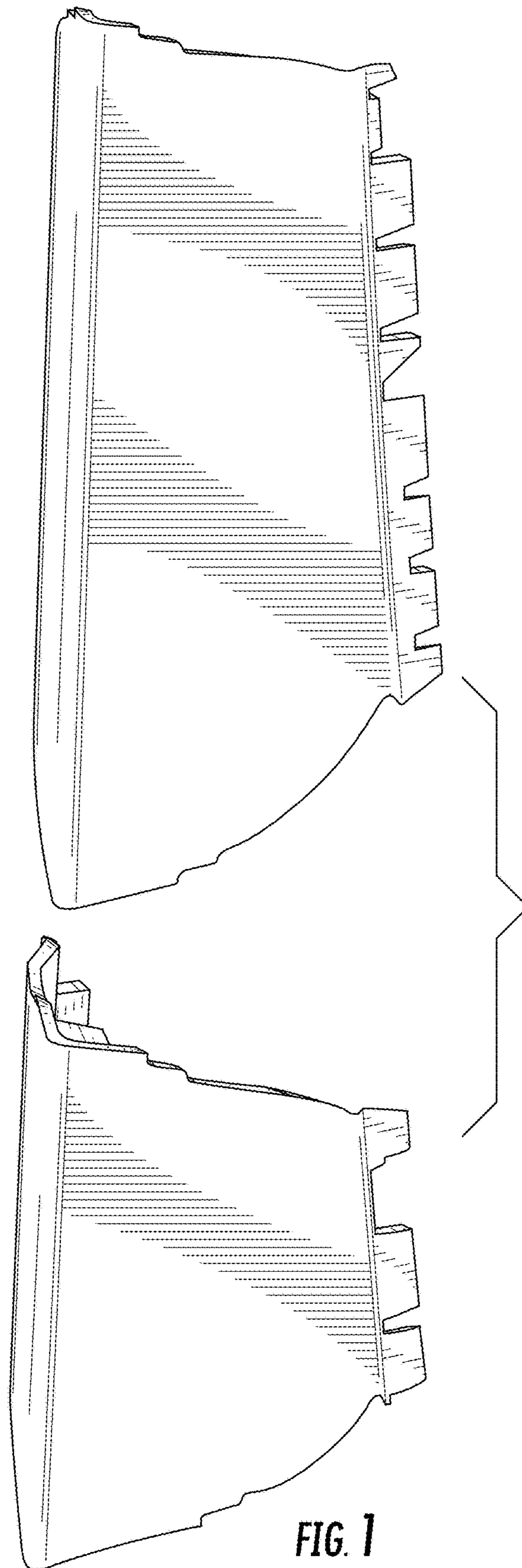
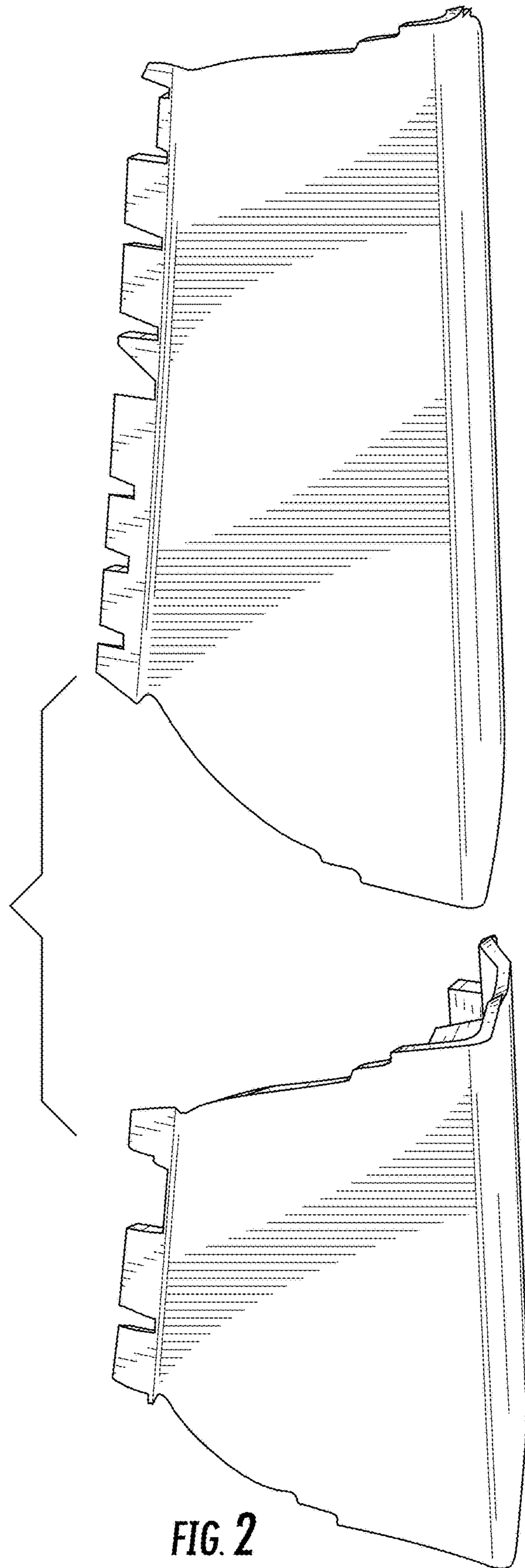


FIG. 1



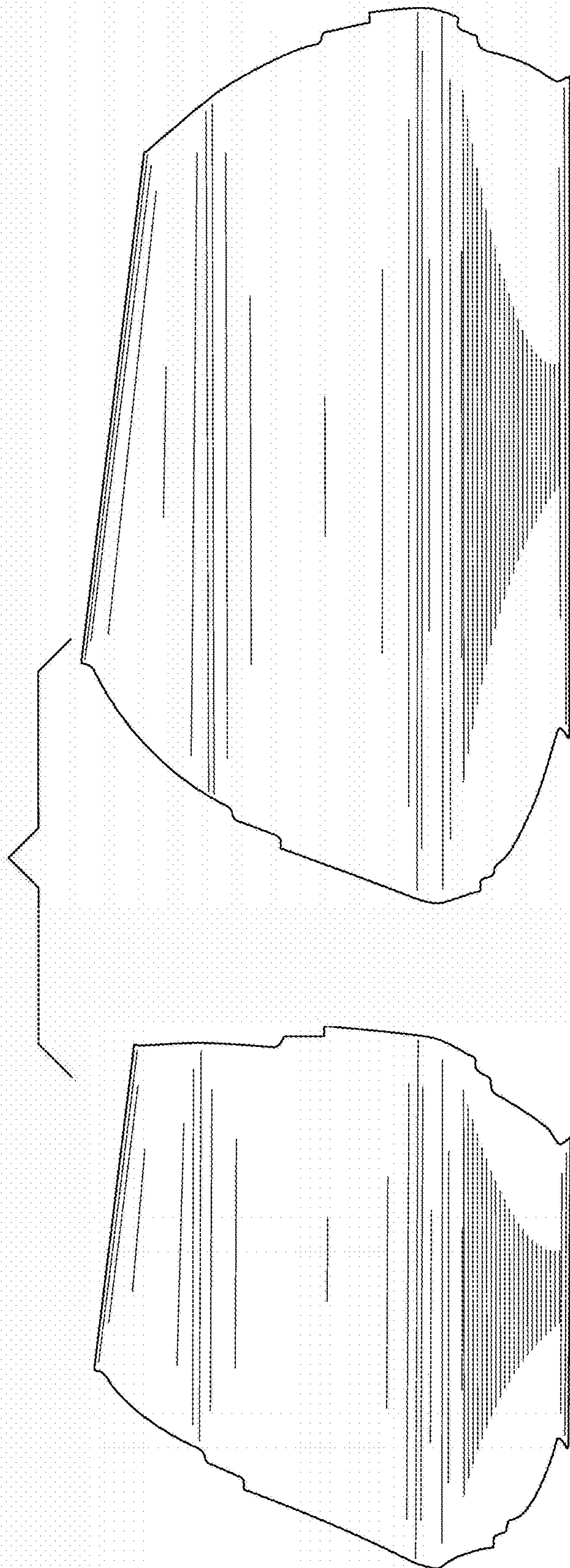


FIG. 3

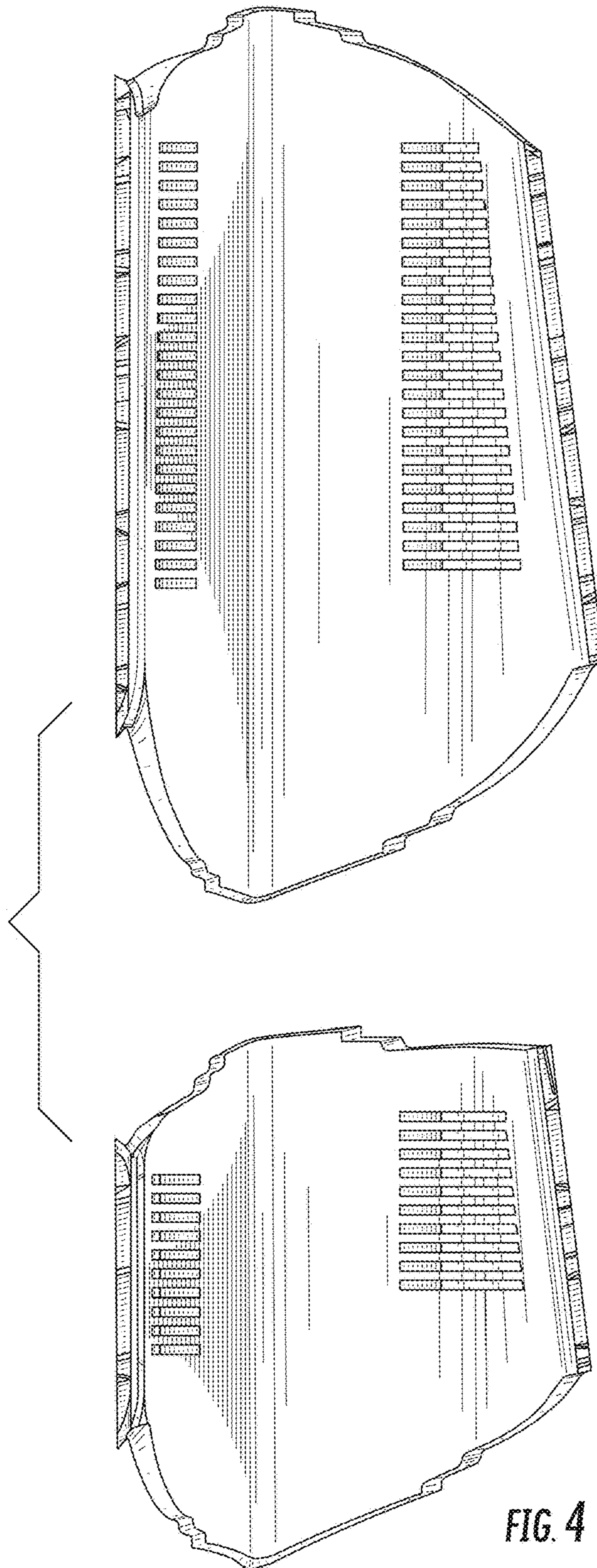


FIG. 4




FIG. 5

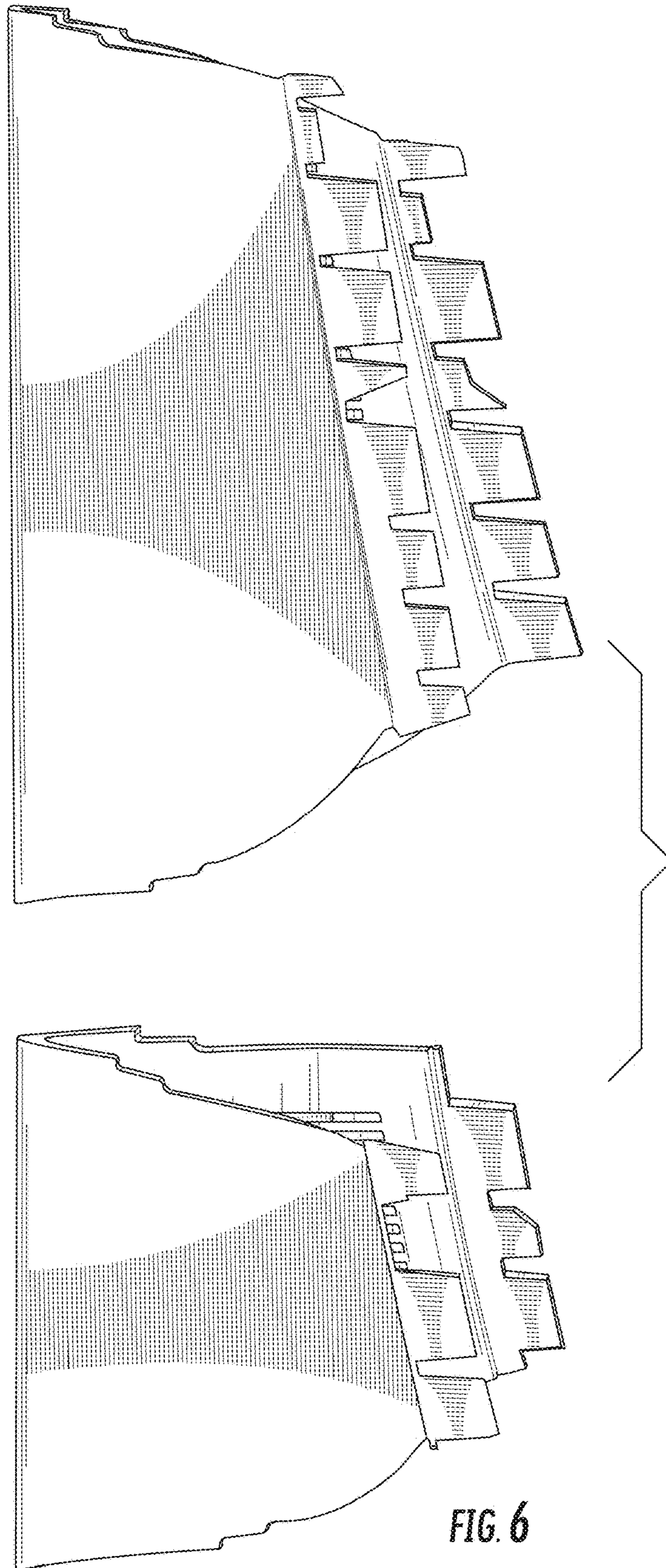


FIG. 6

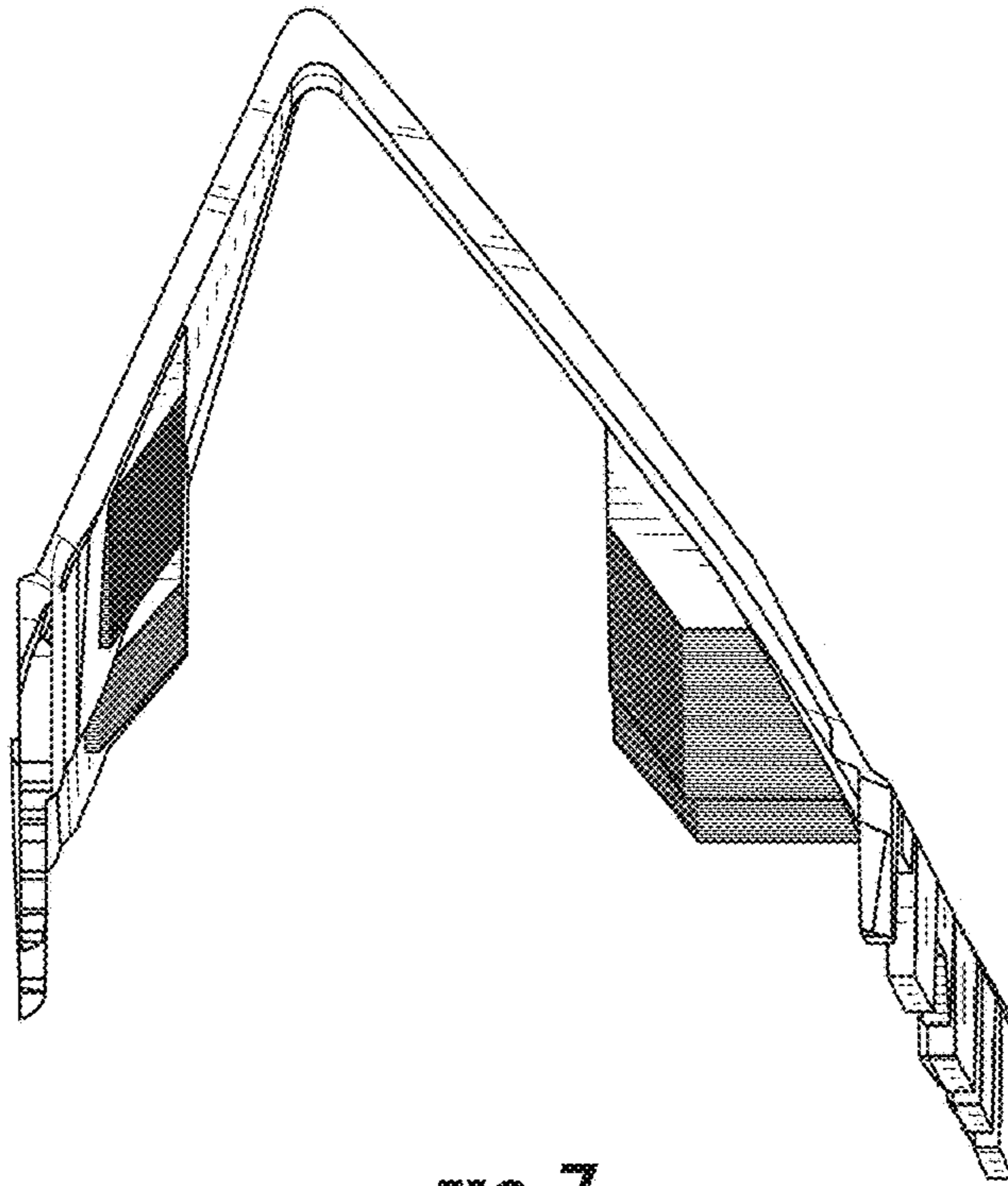


FIG. 7

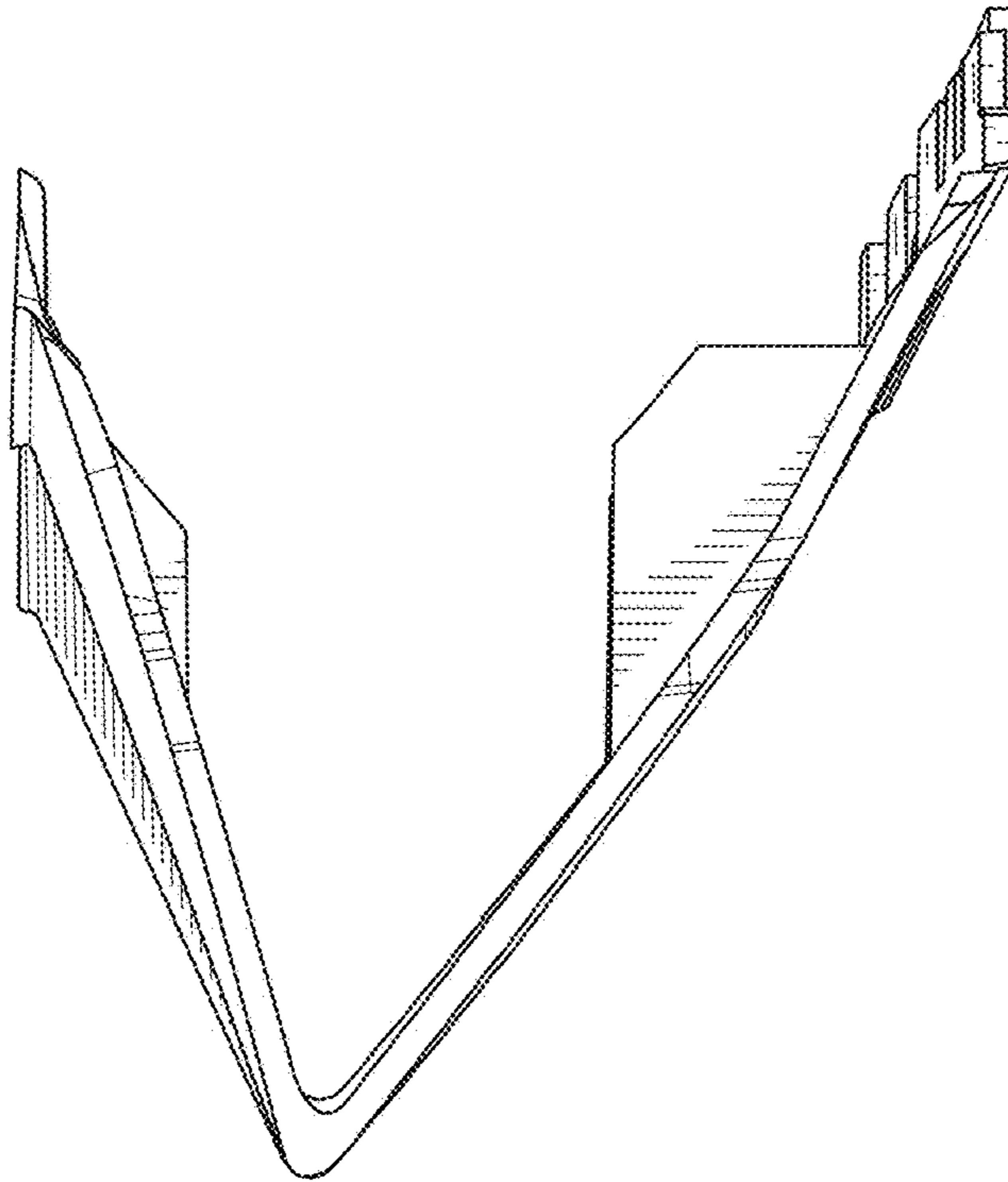


FIG. 8

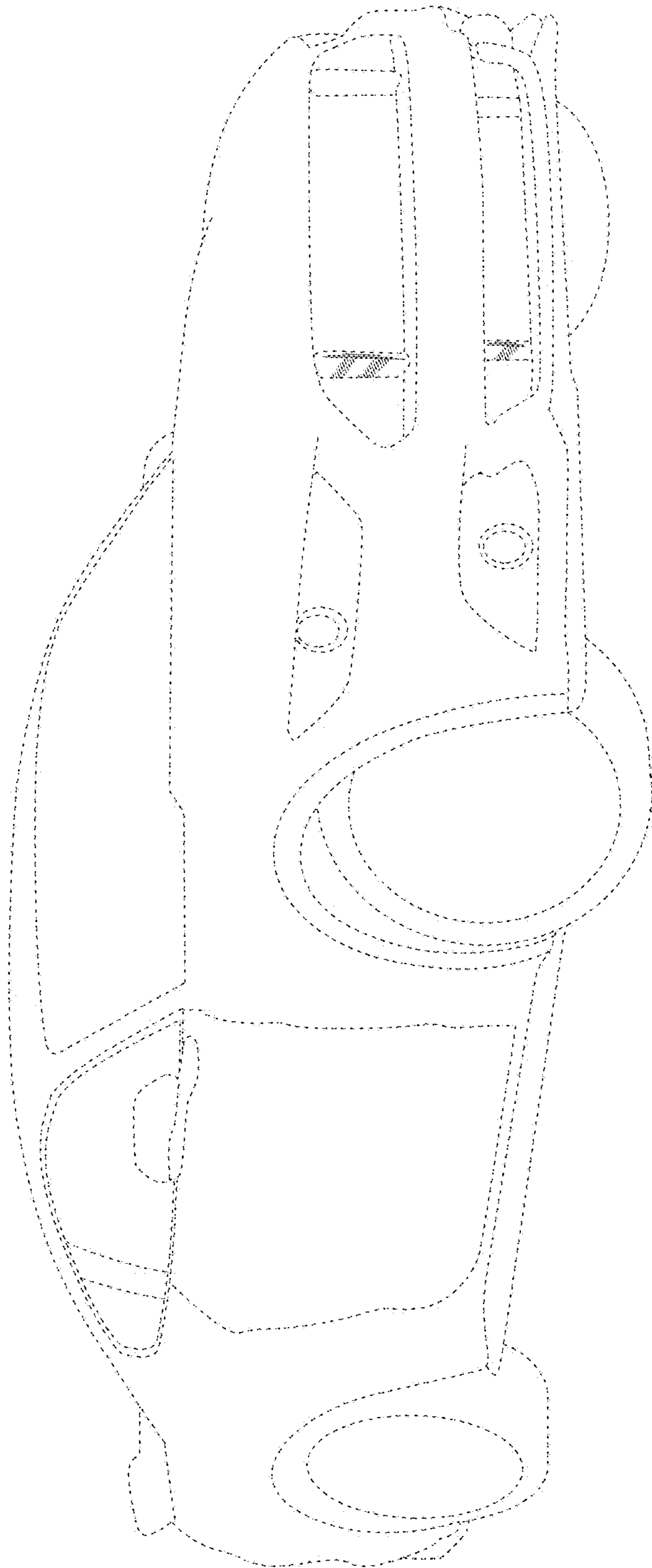


FIG. 9