

US00D834466S

(12) **United States Design Patent** (10) **Patent No.:** **US D834,466 S**  
**Beaven et al.** (45) **Date of Patent:** **\*\* Nov. 27, 2018**

(54) **GRILLE**  
(71) Applicant: **Jaguar Land Rover Limited**, Whitley,  
Coventry (GB)  
(72) Inventors: **Matthew Beaven**, Coventry (GB);  
**Simon Tovey**, Coventry (GB)  
(73) Assignee: **Jaguar Land Rover Limited**, Whitley  
Coventry (GB)  
(\*\*) Term: **15 Years**  
(21) Appl. No.: **29/600,827**  
(22) Filed: **Apr. 17, 2017**

D786,150 S \* 5/2017 Carter ..... D12/169  
D793,908 S \* 8/2017 Hatton ..... D12/92  
D801,887 S \* 11/2017 Peat ..... B60K 11/08  
D12/169  
D803,109 S \* 11/2017 Carter ..... B60R 19/52  
D12/163  
D807,238 S \* 1/2018 Komuro ..... D12/163  
D807,797 S \* 1/2018 Peat ..... D12/163

(Continued)

*Primary Examiner* — Holly H Baynham  
*Assistant Examiner* — Rachel A Voorhies  
(74) *Attorney, Agent, or Firm* — Wood Herron & Evans  
LLP

(30) **Foreign Application Priority Data**  
Oct. 17, 2016 (EM) ..... 003421940-0004  
Oct. 17, 2016 (EM) ..... 003421940-0005  
(51) **LOC (11) Cl.** ..... **12-16**  
(52) **U.S. Cl.**  
USPC ..... **D12/163**  
(58) **Field of Classification Search**  
USPC ..... D12/163, 169, 196, 86, 90-92, 88  
CPC ..... B62D 25/08; B60K 11/08; B60R 19/05  
See application file for complete search history.

(57) **CLAIM**

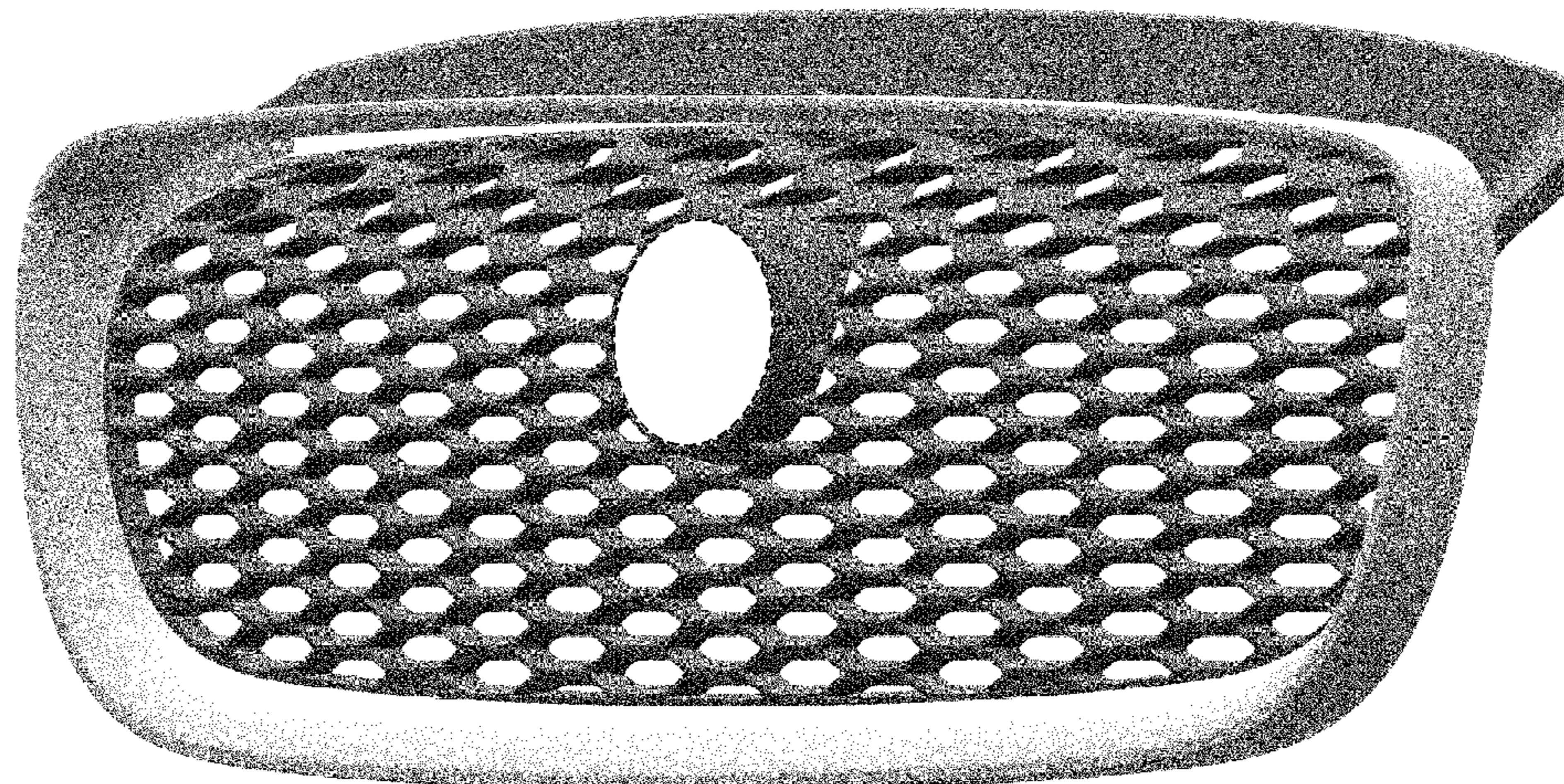
The ornamental design for a grille, as shown and described.

**DESCRIPTION**

FIG. 1 is a front right perspective view of a grille for a vehicle according to the present invention. FIG. 2 is a front left perspective view of the grille shown in FIG. 1. FIG. 3 is a rear left perspective view thereof. FIG. 4 is a rear right perspective view thereof. FIG. 5 is a front view thereof. FIG. 6 is a rear view thereof. FIG. 7 is a left side view thereof. FIG. 8 is a right side view thereof. FIG. 9 is a top view thereof; and, FIG. 10 is a front left perspective view of the grille shown in FIGS. 1-9, mounted to a vehicle, and the rest of the vehicle shown in de-emphasized and half-tone portions so as to illustrate environmental structure. These portions form no part of the claimed invention. More particularly, in FIG. 10, the inventive grille is shown within the outer, larger broken line, but outside of the inner, smaller broken. The broken lines form no part of the invention, but instead represent unclaimed boundaries.

(56) **References Cited**  
U.S. PATENT DOCUMENTS  
D496,890 S \* 10/2004 Metros ..... D12/163  
D551,145 S \* 9/2007 Canitano ..... D12/196  
D748,535 S \* 2/2016 Hatton ..... D12/92  
D751,470 S \* 3/2016 Buck ..... D12/163  
D758,249 S \* 6/2016 Callum ..... D12/92  
D758,921 S \* 6/2016 Hatton ..... D12/92  
D773,959 S \* 12/2016 Jelec ..... D12/92  
D777,065 S \* 1/2017 Patel ..... D12/163  
D779,396 S \* 2/2017 Patel ..... D12/169  
D784,215 S \* 4/2017 Peat ..... D12/169  
D785,505 S \* 5/2017 Peat ..... D12/92

**1 Claim, 9 Drawing Sheets**



(56)

**References Cited**

U.S. PATENT DOCUMENTS

D818,876 S *	5/2018	Whitla .....	D12/91
D818,885 S *	5/2018	Seo .....	D12/163
D818,891 S *	5/2018	Minamiyama .....	D12/163
D819,508 S *	6/2018	Ino .....	D12/163
D819,509 S *	6/2018	Tanaka .....	D12/163
D820,741 S *	6/2018	Patel .....	D12/169
D822,549 S *	7/2018	Platto .....	D12/163
2017/0008474 A1 *	1/2017	Wey .....	B60R 19/52
2017/0233010 A1 *	8/2017	Sytsma .....	B60K 11/08 296/187.09

\* cited by examiner




FIG. 1




FIG. 2




FIG. 3




FIG. 4




FIG. 5




FIG. 6






FIG. 8

FIG. 7




FIG. 9




FIG. 10

UNITED STATES PATENT AND TRADEMARK OFFICE  
**CERTIFICATE OF CORRECTION**

PATENT NO. : D834,466 S  
APPLICATION NO. : 29/600827  
DATED : November 27, 2018  
INVENTOR(S) : Matthew Beaven et al.

Page 1 of 1

It is certified that error appears in the above-identified patent and that said Letters Patent is hereby corrected as shown below:

On the Title Page

Column 2, under Description, "More particularly, in FIG. 10, the inventive grille is shown within the outer, larger broken line, but outside of the inner, smaller broken." should read --More particularly, in FIG. 10, the inventive grille is shown within the outer, larger broken line, but outside of the inner, smaller broken line.--.

Signed and Sealed this  
Twelfth Day of February, 2019



Andrei Iancu  
*Director of the United States Patent and Trademark Office*