

US00D834454S

(12) **United States Design Patent** (10) **Patent No.:** **US D834,454 S**
Luk (45) **Date of Patent:** **** Nov. 27, 2018**

(54) **VEHICLE, TOY, AND/OR REPLICAS THEREOF**
(71) Applicant: **Bayerische Motoren Werke Aktiengesellschaft, Munich (DE)**
(72) Inventor: **Calvin Luk, Munich (DE)**
(73) Assignee: **Bayerische Motoren Werke Aktiengesellschaft, Munich (DE)**
(**) Term: **15 Years**

Primary Examiner — Melody N Brown
(74) *Attorney, Agent, or Firm* — Crowell & Moring LLP

(21) Appl. No.: **29/631,774**

(57) **CLAIM**

(22) Filed: **Jan. 3, 2018**

The ornamental design for a vehicle, toy, and/or replicas thereof, as shown and described.

(30) **Foreign Application Priority Data**

DESCRIPTION

Jul. 11, 2017 (DE) 40 2017 100 810

This application contains subject matter related to the following co-pending U.S. design patent applications: Application Ser. No. 29/631,784, filed herewith and entitled "Vehicle, Toy, and/or Replicas Thereof"; Application Ser. No. 29/631,775, filed herewith and entitled "Hood for a Vehicle"; Application Ser. No. 29/631,776, filed herewith and entitled "Front Bumper for a Vehicle"; Application Ser. No. 29/631,777, filed herewith and entitled "Front Fender for a Vehicle"; Application Ser. No. 29/631,778, filed herewith and entitled "Rear Fender for a Vehicle"; Application Ser. No. 29/631,779, filed herewith and entitled "Trunk Lid for a Vehicle"; Application Ser. No. 29/631,780, filed herewith and entitled "Rear Bumper for a Vehicle"; Application Ser. No. 29/631,781, filed herewith and entitled "Radiator Grille for a Vehicle"; Application Ser. No. 29/631,786, filed herewith and entitled "Headlight for a Vehicle"; and Application Ser. No. 29/631,787, filed herewith and entitled "Taillight for a Vehicle".

(51) **LOC (11) Cl.** **12-08**

(52) **U.S. Cl.**
USPC **D12/92**

(58) **Field of Classification Search**
USPC D12/86, 90-92; D21/424, 433, 434, 521, D21/533; 296/181.1-181.5, 183.1
(Continued)

FIG. 1 is a left, front perspective view of a vehicle, toy, and/or replicas thereof according to the design; FIG. 2 is a left side view thereof; FIG. 3 is a right side view thereof; FIG. 4 is a right, rear perspective view thereof; FIG. 5 is a front view thereof; FIG. 6 is a rear view thereof; and, FIG. 7 is a top view thereof.

(56) **References Cited**

U.S. PATENT DOCUMENTS

D483,298 S * 12/2003 van Hooydonk D12/92
D500,709 S * 1/2005 van Hooydonk D12/92
(Continued)

FOREIGN PATENT DOCUMENTS

EM 000510698-0001 6/2006
EM 001035976-0001 5/2009

OTHER PUBLICATIONS

The BMW Concept Z4. Freedom on four wheels. BMW Group, PressClub Global Article, available at <https://www.press.bmwgroup.com/global/article/detail/T0273522EN/the-bmw-concept-z4-freedom-on-four-wheels>, Aug. 17, 2017.

1 Claim, 7 Drawing Sheets



- (58) **Field of Classification Search**
 CPC B62D 25/00; B62D 25/06; B62D 33/00;
 B62D 35/00
 See application file for complete search history.

(56) **References Cited**

U.S. PATENT DOCUMENTS

D553,052 S	10/2007	Hettler	
D599,249 S	9/2009	Blasi	
D605,085 S *	12/2009	Weil	D12/92
D620,843 S *	8/2010	Froehlich	D12/92
D638,753 S *	5/2011	Faghihzadeh	D12/92
D638,754 S *	5/2011	Faghihzadeh	D12/92
D686,534 S *	7/2013	Weil	D12/92
D710,760 S *	8/2014	Johnson	D12/91
D716,187 S *	10/2014	Beermann	D12/92
D716,189 S *	10/2014	Nordmann	D12/92
D727,796 S *	4/2015	Weil	D12/92

D727,797 S *	4/2015	Weil	D12/92
D728,429 S *	5/2015	Nissl	D12/92
D738,787 S *	9/2015	Clottu	D12/92
D740,175 S *	10/2015	Bischoff	D12/88
D742,283 S *	11/2015	Forsgren	D12/92
D743,846 S *	11/2015	Guille	D12/92
D757,607 S *	5/2016	Nissl	D12/91
D759,543 S *	6/2016	Nissl	D12/92
D761,693 S *	7/2016	Lian	D12/91
D761,695 S *	7/2016	Faghihzadeh	D12/92
D762,524 S *	8/2016	Luk	D12/91
D764,979 S *	8/2016	Faghihzadeh	D12/92
D774,416 S *	12/2016	Perini	D12/88
D776,005 S *	1/2017	Forschner	D12/91
D787,377 S *	5/2017	Al Attar	D12/92
D787,986 S *	5/2017	Kang	D12/88
D803,100 S *	11/2017	Forschner	D12/92
D813,726 S *	3/2018	Tanghe	D12/91
D813,727 S *	3/2018	Beermann	D12/92
D821,921 S *	7/2018	Scully	D12/92

* cited by examiner



Fig. 1



Fig. 2



Fig. 3



Fig. 4




Fig. 5

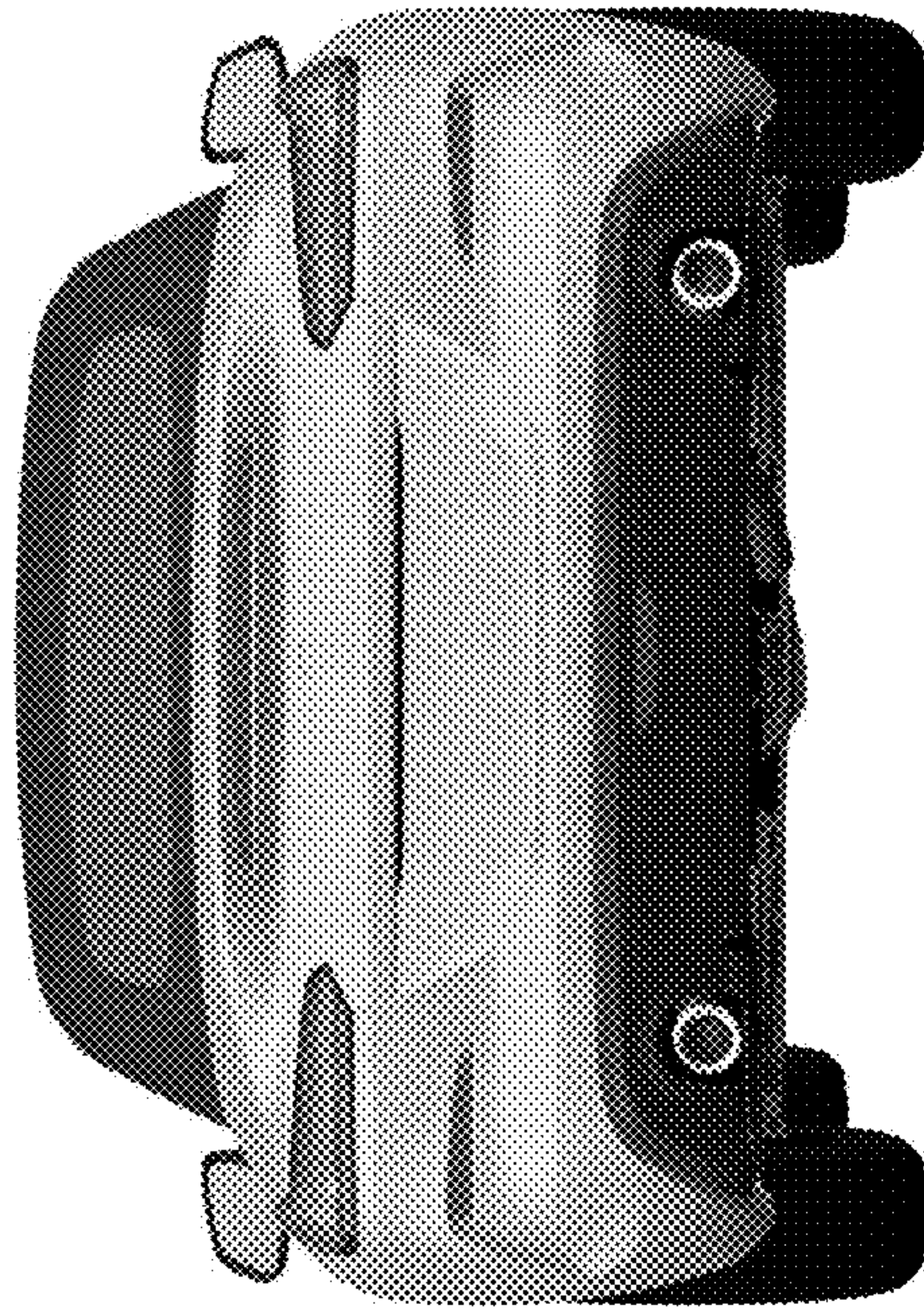


Fig. 6

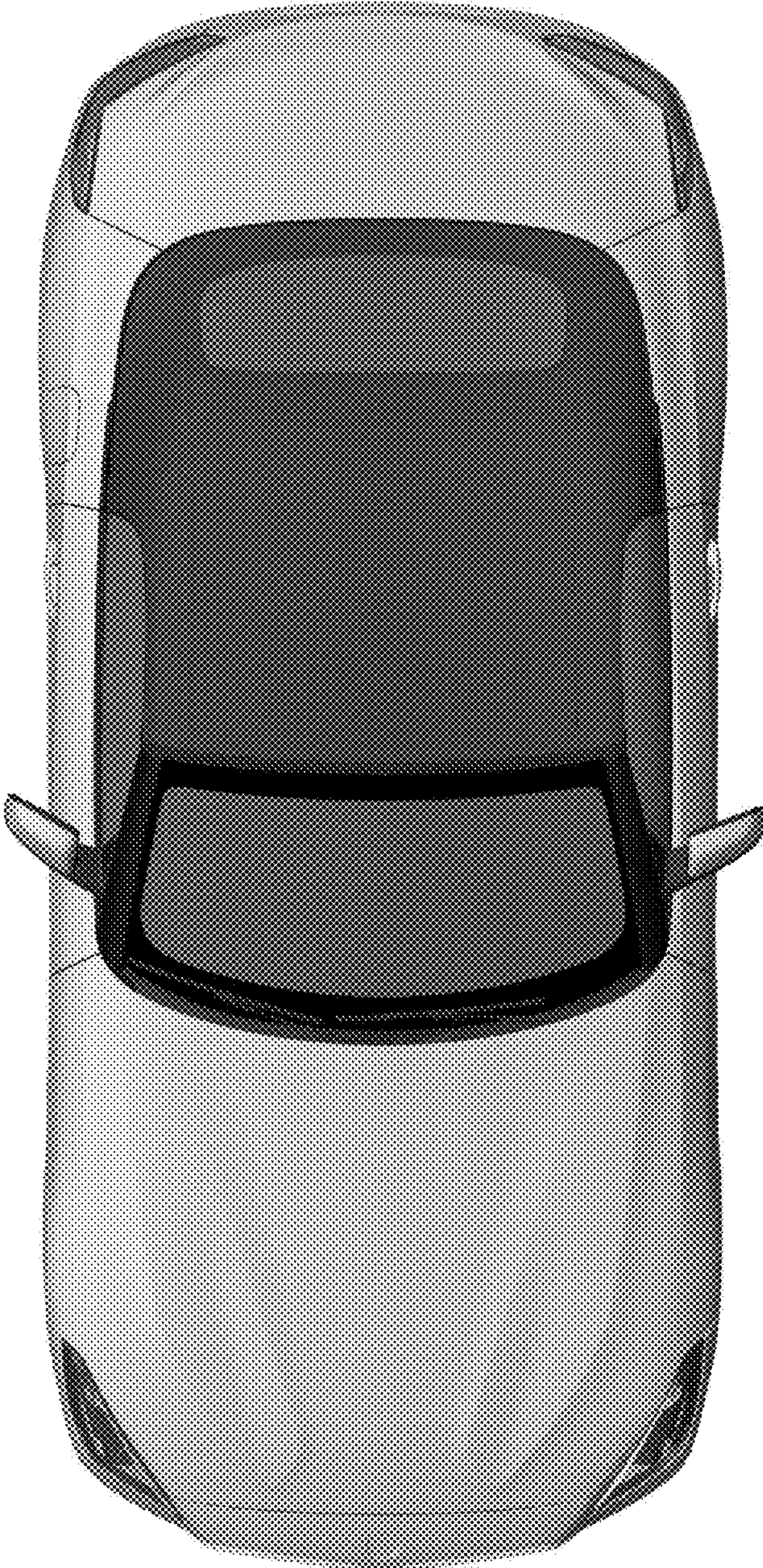


Fig. 7