



US00D834450S

(12) **United States Design Patent** (10) **Patent No.:** **US D834,450 S**
Hill (45) **Date of Patent:** **** Nov. 27, 2018**

(54) **VEHICLE**
(71) Applicant: **Jaguar Land Rover Limited**, Whitley, Coventry (GB)
(72) Inventor: **Andrew Hill**, Coventry (GB)
(73) Assignee: **Jaguar Land Rover Limited**, Whitley Coventry (GB)

(**) Term: **15 Years**

(21) Appl. No.: **29/601,766**

(22) Filed: **Apr. 26, 2017**

(30) **Foreign Application Priority Data**

Oct. 27, 2016 (EM) 003436526-0001

(51) **LOC (11) Cl.** **12-08**

(52) **U.S. Cl.**
USPC **D12/91**

(58) **Field of Classification Search**
USPC D12/169, 216, 90-92, 86, 171, 196, 163;
293/102, 113, 115, 117, 120; 296/180.1,
296/180.2, 181.1, 181.5
CPC B60R 19/02; B60R 19/04; B62D 35/00;
B62D 25/00
See application file for complete search history.

(56) **References Cited**

U.S. PATENT DOCUMENTS

D705,706 S * 5/2014 Kawasaki D12/169
D706,171 S * 6/2014 Bischoff D12/91
D716,695 S * 11/2014 Woolley D12/91
D718,188 S * 11/2014 Wheel D12/91
D718,681 S * 12/2014 Allen D12/169
D730,788 S * 6/2015 Howell D12/169
D735,610 S * 8/2015 Wheel D12/91
D736,683 S * 8/2015 Glover D12/169

D749,474 S * 2/2016 Battams D12/169
D752,481 S * 3/2016 Frascella D12/91
D753,557 S * 4/2016 Frascella D12/169
D762,142 S * 7/2016 Battams D12/91
D782,937 S * 4/2017 Wheel D12/91
D784,855 S * 4/2017 Wheel D12/91
D786,747 S * 5/2017 Woolley D12/169
D791,645 S * 7/2017 Henstridge D12/91
D793,907 S * 8/2017 Woolley D12/91
D807,800 S * 1/2018 Wheel D12/169
D817,817 S * 5/2018 Frascella D12/91
D818,399 S * 5/2018 Frascella D12/91

* cited by examiner

Primary Examiner — Melody N Brown

(74) *Attorney, Agent, or Firm* — Wood Herron & Evans LLP

(57) **CLAIM**

The ornamental design for a vehicle, as shown and described.


DESCRIPTION

FIG. 1 is a right, front perspective view of a vehicle showing my new design;
FIG. 2 is a left, front perspective view thereof;
FIG. 3 is a left, rear perspective view thereof;
FIG. 4 is a right, rear perspective view thereof;
FIG. 5 is a front view thereof;
FIG. 6 is a rear view thereof;
FIG. 7 is a left side view thereof;
FIG. 8 is a right side view thereof; and,
FIG. 9 is a top view thereof.

Any elements shown in broken lines in the Figures form no part of the claimed invention, but are instead included to show environmental aspects thereof.

The portions of the vehicle shown in broken lines are for environmental and illustrative purposes only and form no part of the claimed design.

1 Claim, 9 Drawing Sheets



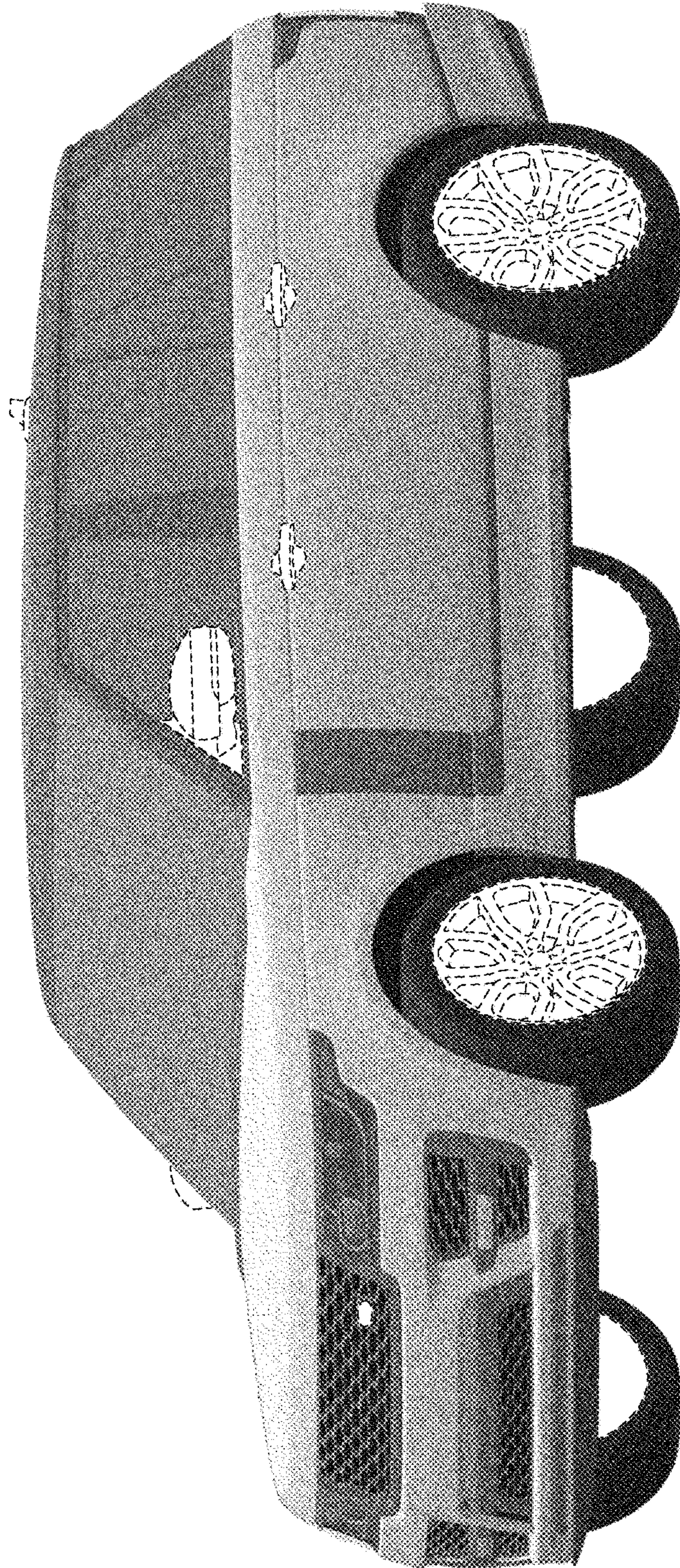


FIG. 1

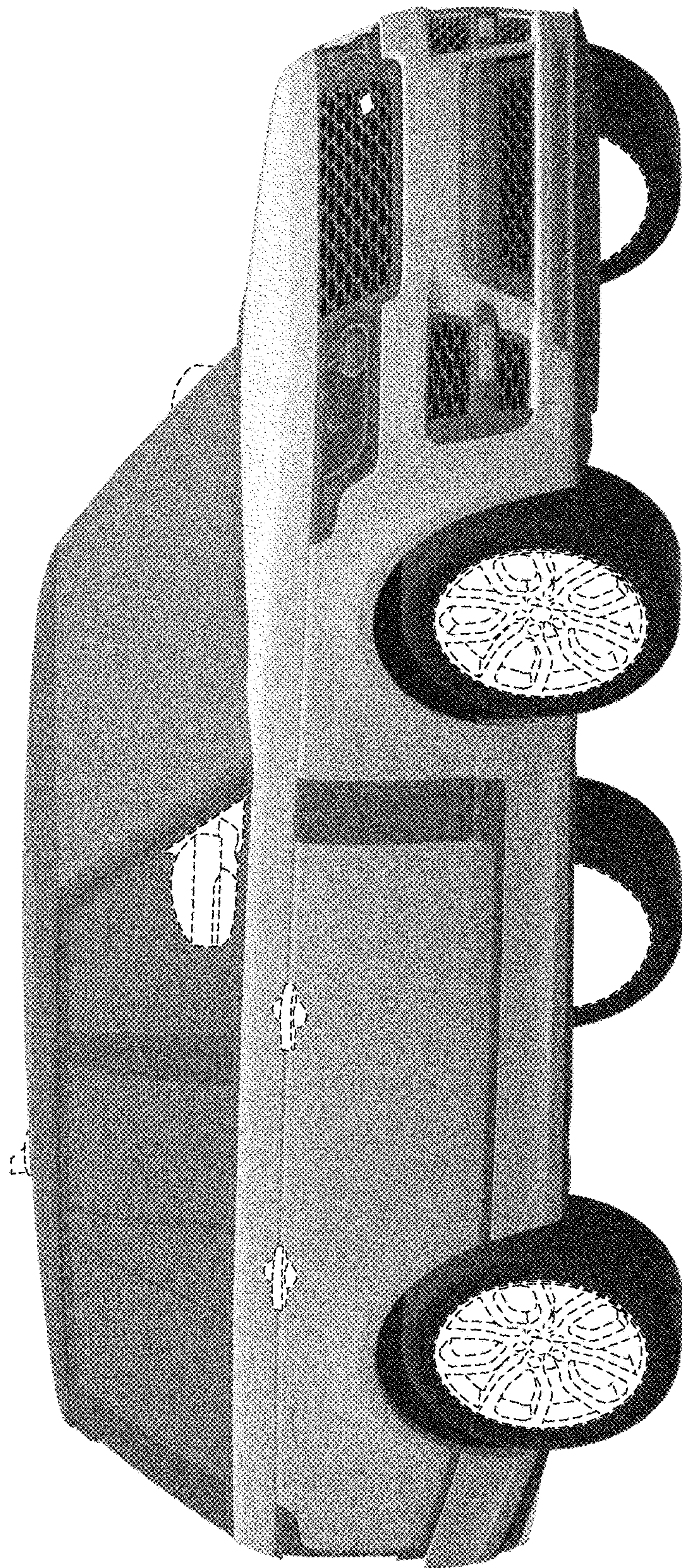


FIG. 2




FIG. 3




FIG. 4



FIG. 5

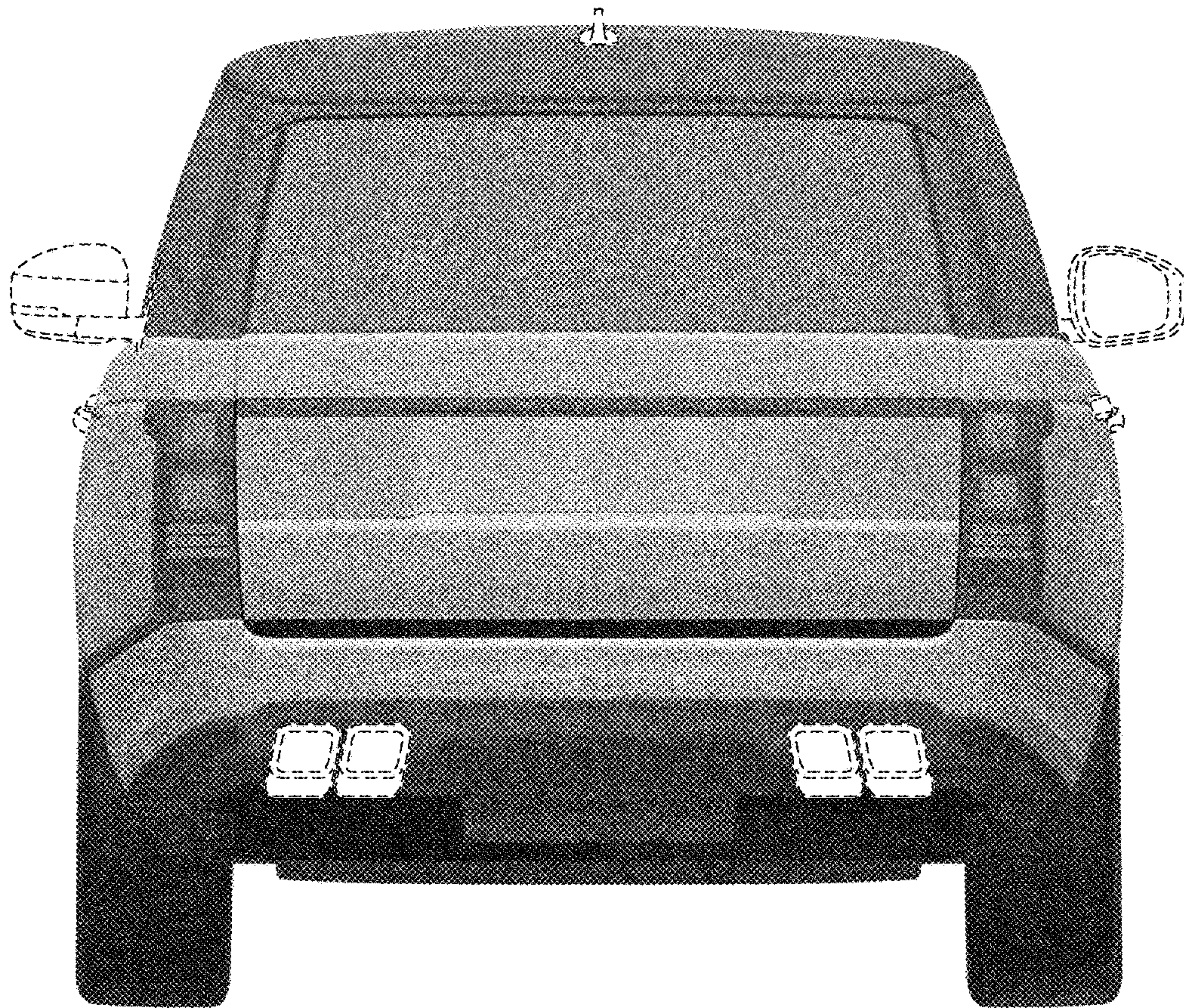


FIG. 6




FIG. 7




FIG. 8

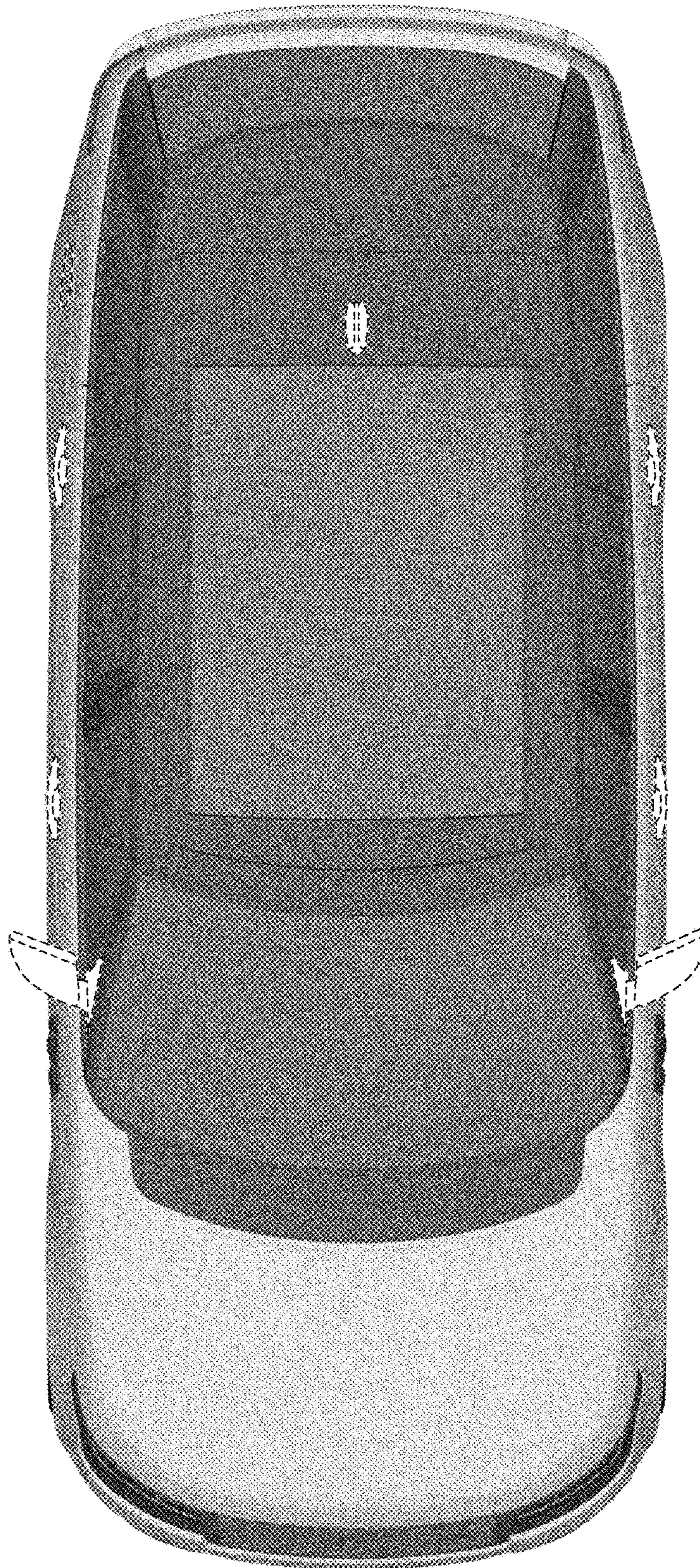


FIG. 9