



US00D834430S

(12) **United States Design Patent** (10) **Patent No.:** **US D834,430 S**
Schaad (45) **Date of Patent:** **** Nov. 27, 2018**

(54) **WATCHCASE**
(71) Applicant: **SWATCH LTD**, Biel/Bienne (CH)
(72) Inventor: **Thomas Schaad**, Stockholm (SE)
(73) Assignee: **SWATCH LTD**, Biel/Bienne (CH)
(**) Term: **15 Years**

D677,177 S * 3/2013 Nashimoto D10/39
D744,871 S * 12/2015 Rabassa D10/126
D778,178 S * 2/2017 Lee D10/38
D779,976 S * 2/2017 Galli D10/38
D784,346 S * 4/2017 Tao D10/103
D794,556 S * 8/2017 Liao D13/107
D796,347 S * 9/2017 Yoshida D10/30

(21) Appl. No.: **29/605,751**
(22) Filed: **May 30, 2017**

Related U.S. Application Data

(62) Division of application No. 29/560,152, filed on Apr. 4, 2016, now Pat. No. Des. 792,244.

Foreign Application Priority Data

Oct. 2, 2015 (WO) DM/088 036

(51) **LOC (11) Cl.** **10-02**

(52) **U.S. Cl.**
USPC **D10/30**

(58) **Field of Classification Search**

USPC D10/30, 31, 32, 33, 34, 35, 36, 37, 38,
D10/39, 122, 123, 124, 102, 128; D11/1,
D11/2, 3, 4; D14/300, 341, 344, 137,
D14/138 R, 138 G

CPC G04B 17/00; G04B 17/02; G04B 17/005;
G04B 17/285; G04B 37/00; G04B
37/0058; G04B 45/00; G04B 45/02;
G04B 45/0038; G04B 45/0069; G04B
45/0076; G04B 29/00; G04B 19/268

See application file for complete search history.

(56) **References Cited**

U.S. PATENT DOCUMENTS

D435,733 S * 1/2001 Osterholt D3/328
D672,256 S * 12/2012 Behar D10/39

OTHER PUBLICATIONS

Watch u seek, Stop Watch Special, posted Oct. 24, 2010, [online], [site visited Sep. 10, 2018]. Available from internet, <URL: https://forums.watchuseek.com/f10/stop-watch-special-463776.html> (Year: 2010).*

* cited by examiner

Primary Examiner — Sheryl Lane

Assistant Examiner — Samantha N Wood

(74) *Attorney, Agent, or Firm* — Abelman, Frayne & Schwab

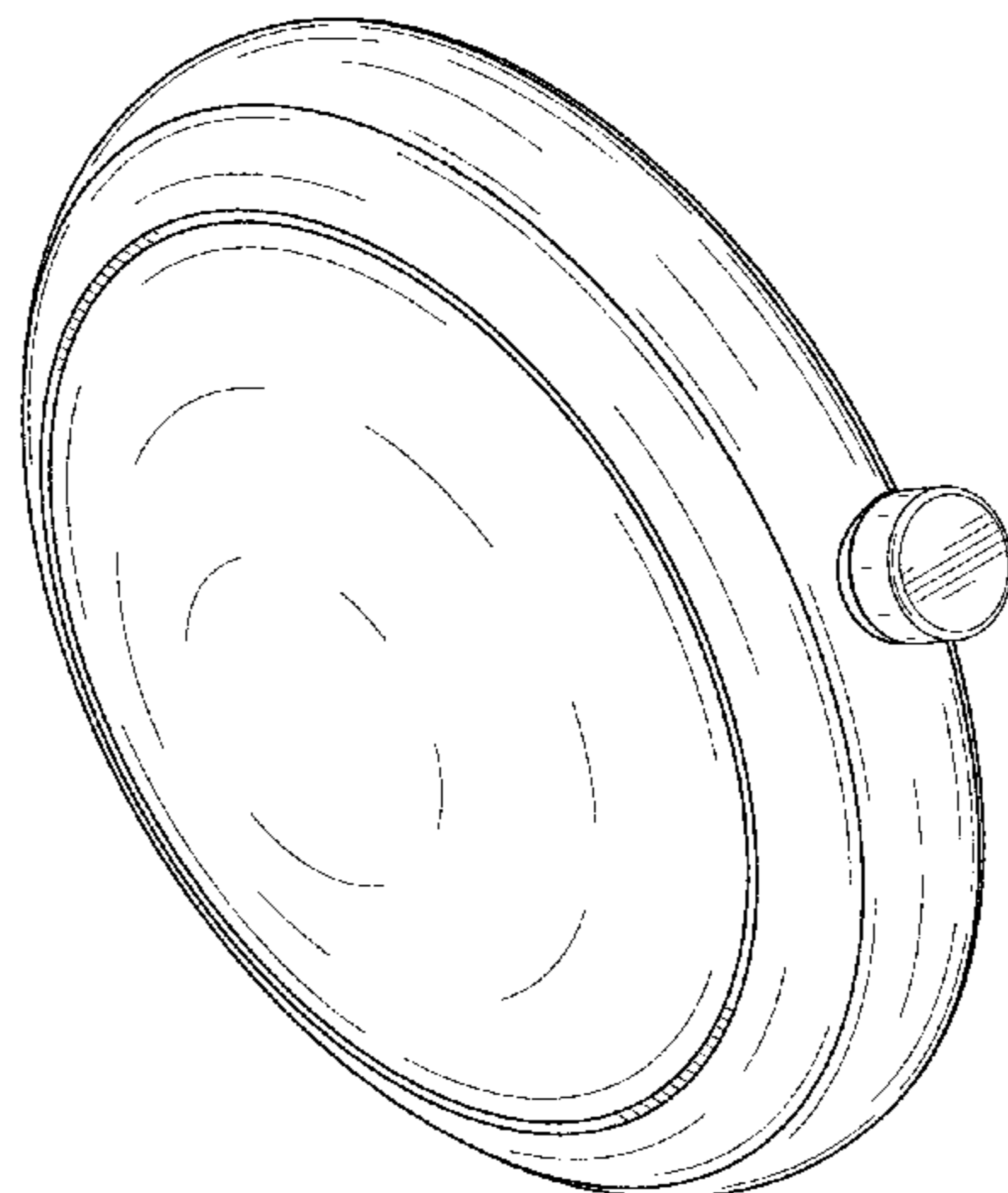
(57) **CLAIM**

The ornamental design for a watchcase, as shown.

DESCRIPTION

FIG. 1 is a front right perspective view of a watchcase showing my new design;
FIG. 2 is a rear left perspective view thereof;
FIG. 3 is a front view thereof;
FIG. 4 is a rear view thereof;
FIG. 5 is a left side view thereof;
FIG. 6 is a right side view thereof;
FIG. 7 is a top view thereof; and,
FIG. 8 is a bottom view thereof.

1 Claim, 6 Drawing Sheets



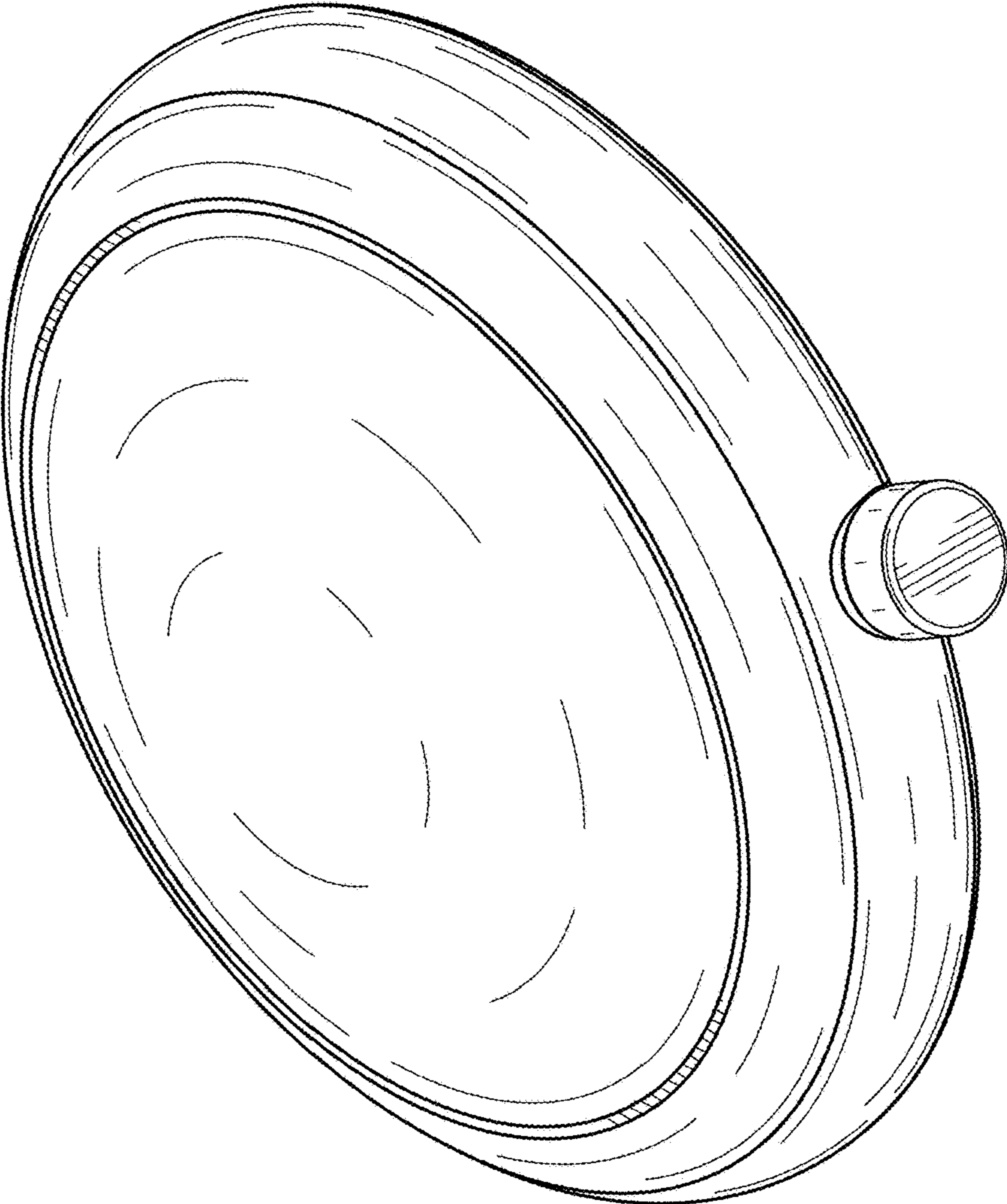


FIG. 1

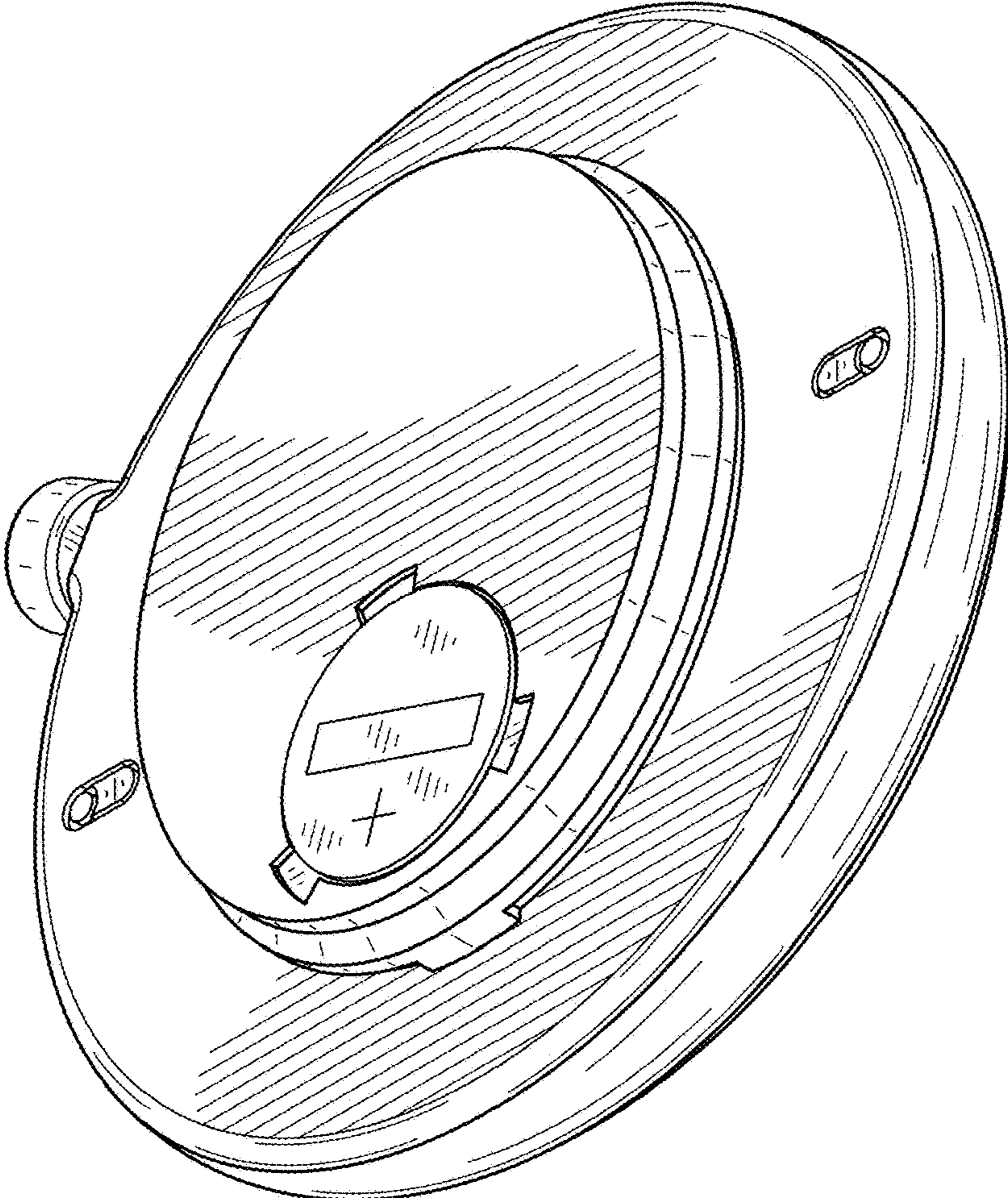


FIG. 2

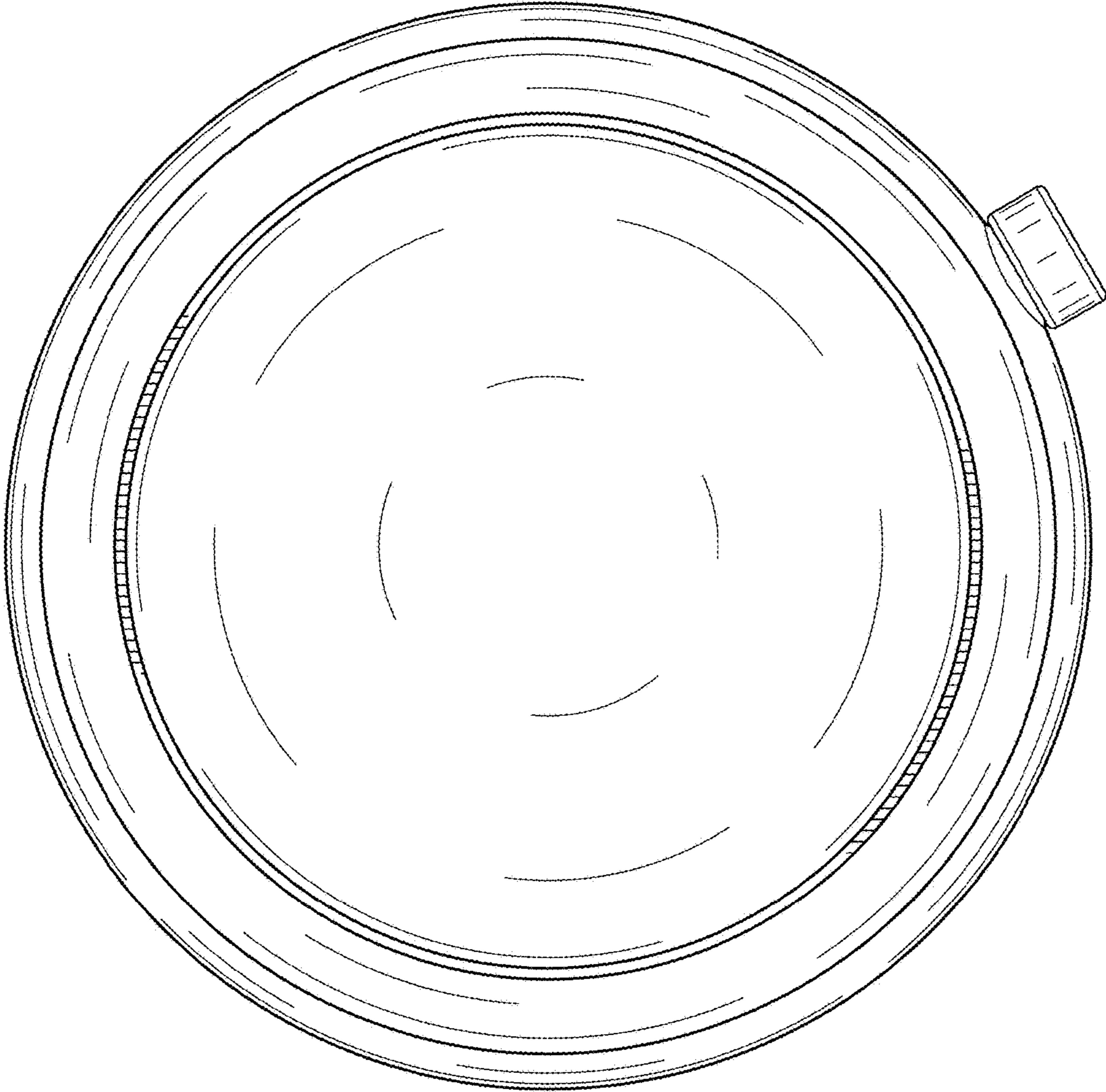


FIG. 3

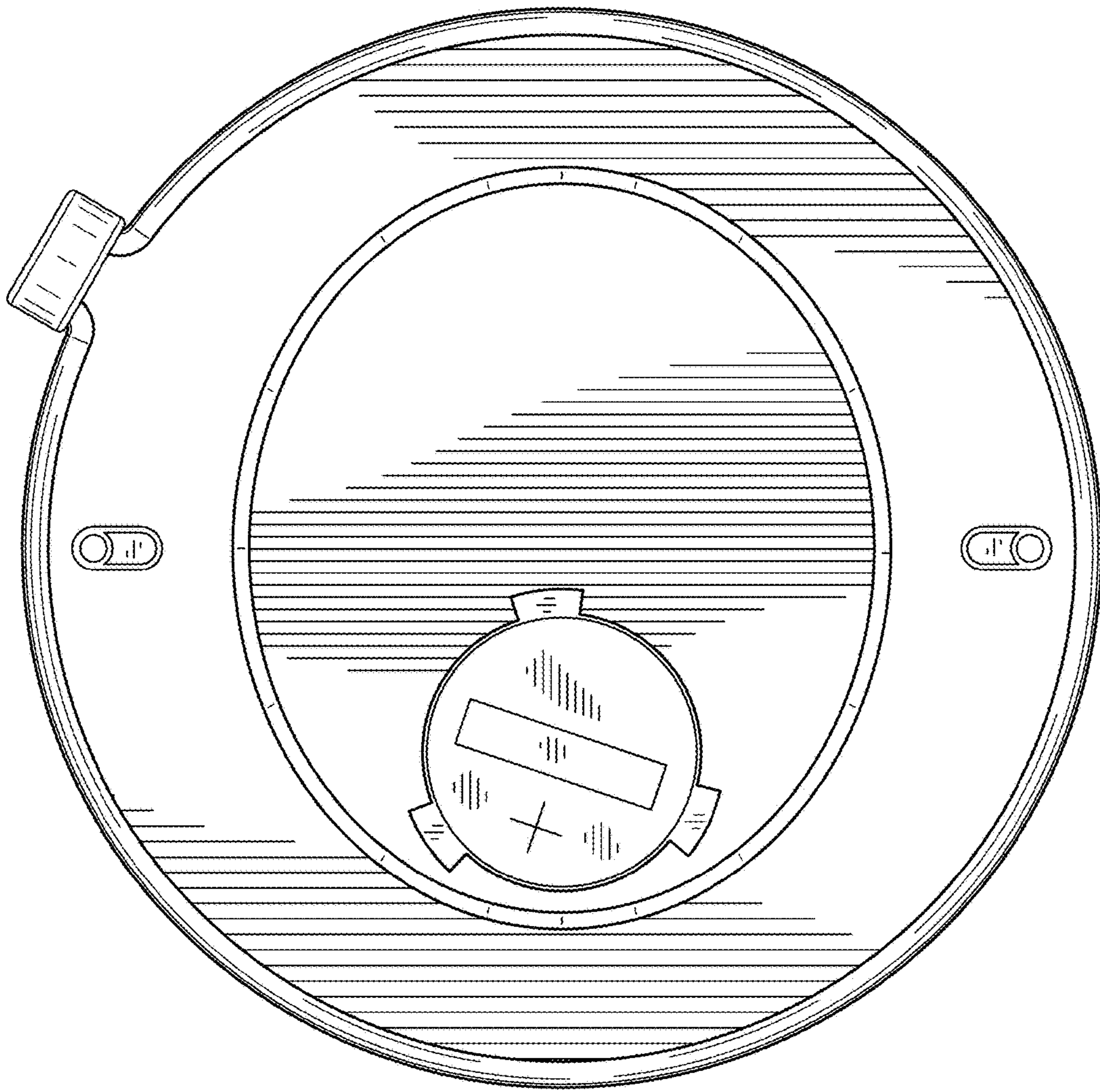


FIG. 4




FIG. 5




FIG. 6

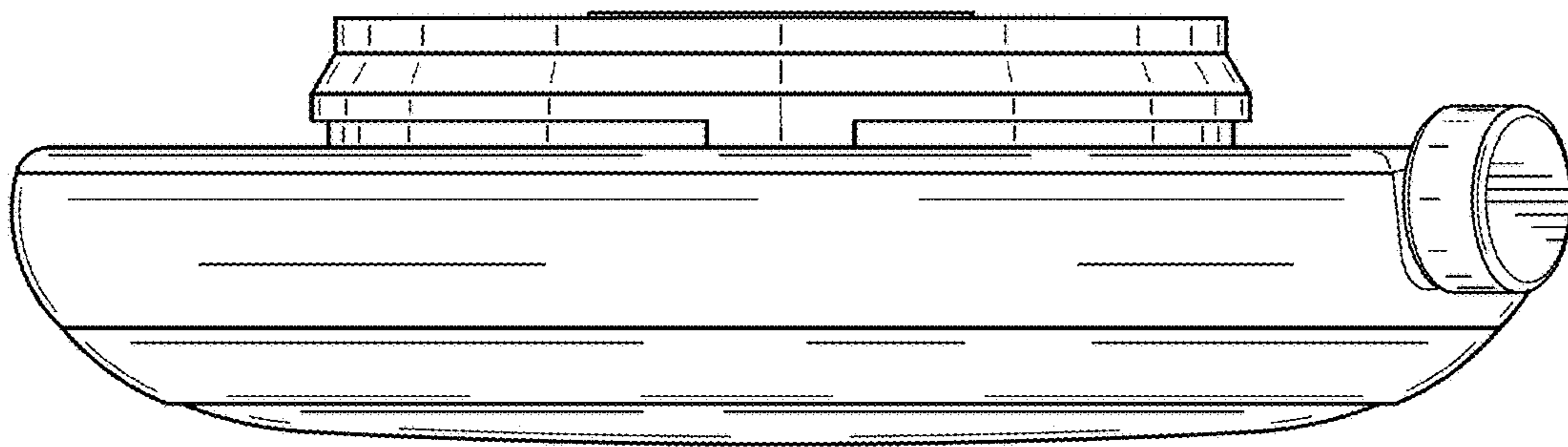


FIG. 7

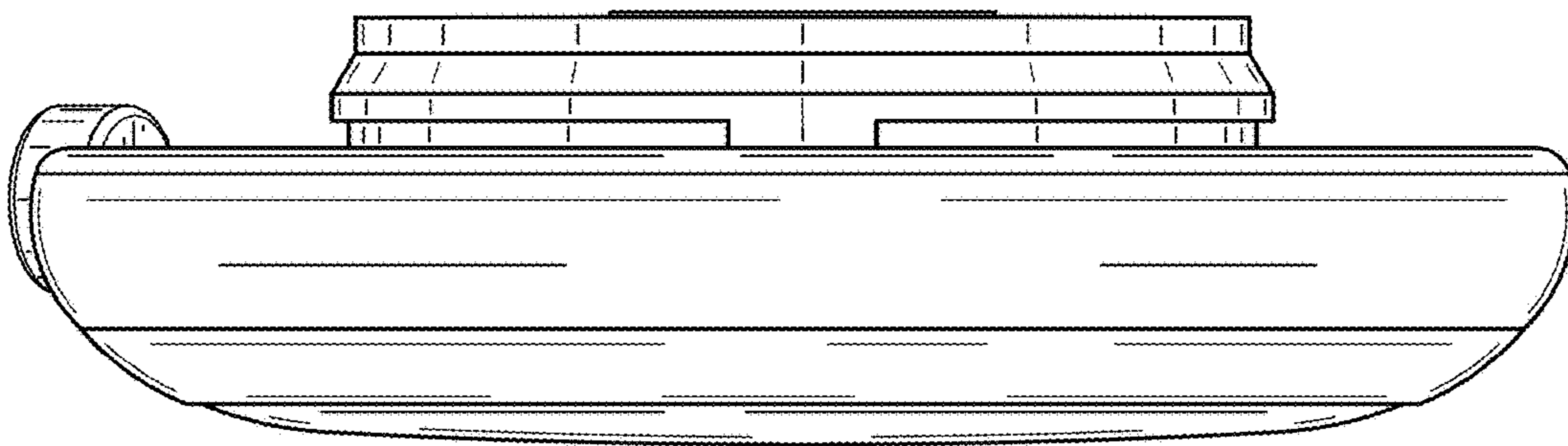


FIG. 8