

US00D834426S

(12) **United States Design Patent** (10) **Patent No.:** **US D834,426 S**
Tseng et al. (45) **Date of Patent:** **** Nov. 27, 2018**

(54) **PLASTIC BAG WITH INTERNAL
DRAWTAPE**

(71) Applicant: **Inteplast Group, Ltd.**, Livingston, NJ
(US)

(72) Inventors: **Ben Tseng**, Somerset, NJ (US);
Jyh-yao Raphael Li, Parsippany, NJ
(US); **Kelvin Yang**, Madison, NJ (US)

(73) Assignee: **Inteplast Group Corporation**,
Livingston, NJ (US)

(**) Term: **15 Years**

(21) Appl. No.: **29/550,194**

(22) Filed: **Dec. 30, 2015**

(51) **LOC (11) Cl.** **09-05**

(52) **U.S. Cl.**

USPC **D9/706**

(58) **Field of Classification Search**

USPC D19/1-12; D9/702-714, 652, 424, 452,
D9/499; 206/494, 527, 800, 831, 830;
215/400; 220/890; D14/489-495;
D20/11-12; 222/92, 107; 235/293, 487,
235/492, 494, 460, 462.01-462.09, 456;
283/72-73, 901, 81; 400/103-107;
40/124.5, 299.01, 308, 310, 625, 629,
40/606.05

CPC B65D 33/28
See application file for complete search history.

(56) **References Cited**

U.S. PATENT DOCUMENTS

3,285,309 A 11/1966 Northcott
3,716,182 A * 2/1973 Korn B65D 33/165
383/62

3,752,388 A 8/1973 Lynch
3,865,303 A * 2/1975 Korn B65D 33/28
383/62
D297,307 S * 8/1988 Garber D9/710
D344,016 S * 2/1994 Jacobson D9/709
D552,482 S * 10/2007 Lin D9/703
D609,581 S * 2/2010 Doyal D9/703
D656,841 S * 4/2012 Echavarria D9/709
D659,014 S * 5/2012 Blythe D9/709

* cited by examiner

Primary Examiner — Abraham Bahta

(74) *Attorney, Agent, or Firm* — Stinson Leonard Street
LLP

(57) **CLAIM**

The ornamental design for a plastic bag with internal draw-
tape, as shown and described.

DESCRIPTION

FIG. 1 is a front view of a plastic bag with internal drawtape
showing our new design, with the drawtape hidden behind
a front panel, below a central hole.

FIG. 2 is a right side elevation;

FIG. 3 is a left side elevation;

FIG. 4 is a top plan;

FIG. 5 is a bottom plan

FIG. 6 is a rear view;

FIG. 7 is a top perspective view of the plastic bag with
internal drawtape in an open position; and,

FIG. 8 is a front view of the plastic bag with internal
drawtape, the drawtape being pulled through the drawtape
hole with the drawtape pulled up through the drawtape hole
in the front of the bag.

The broken line showing of a tack weld is included for the
purpose of illustrating environmental structure and forms no
part of the claimed design.

1 Claim, 6 Drawing Sheets

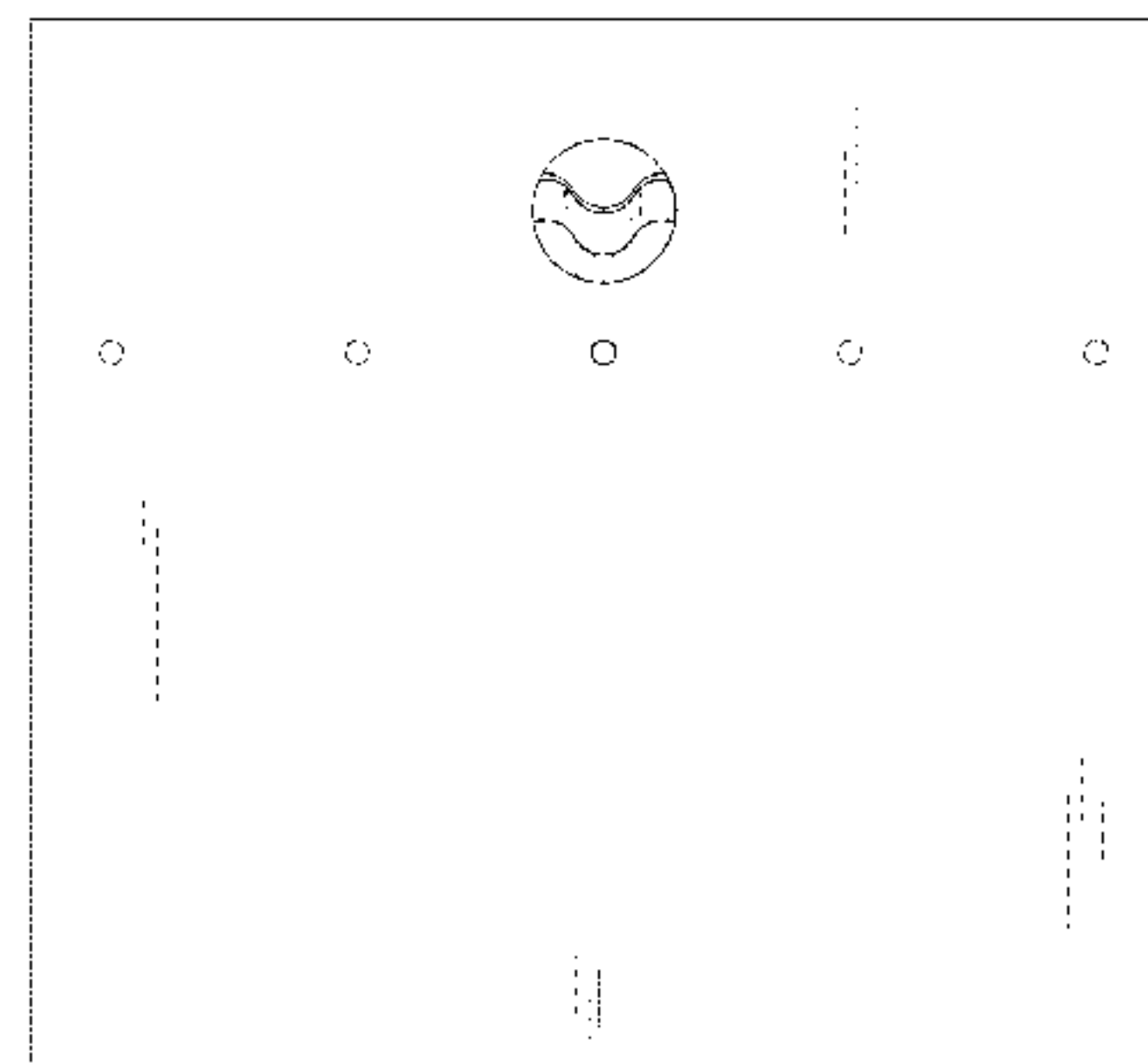
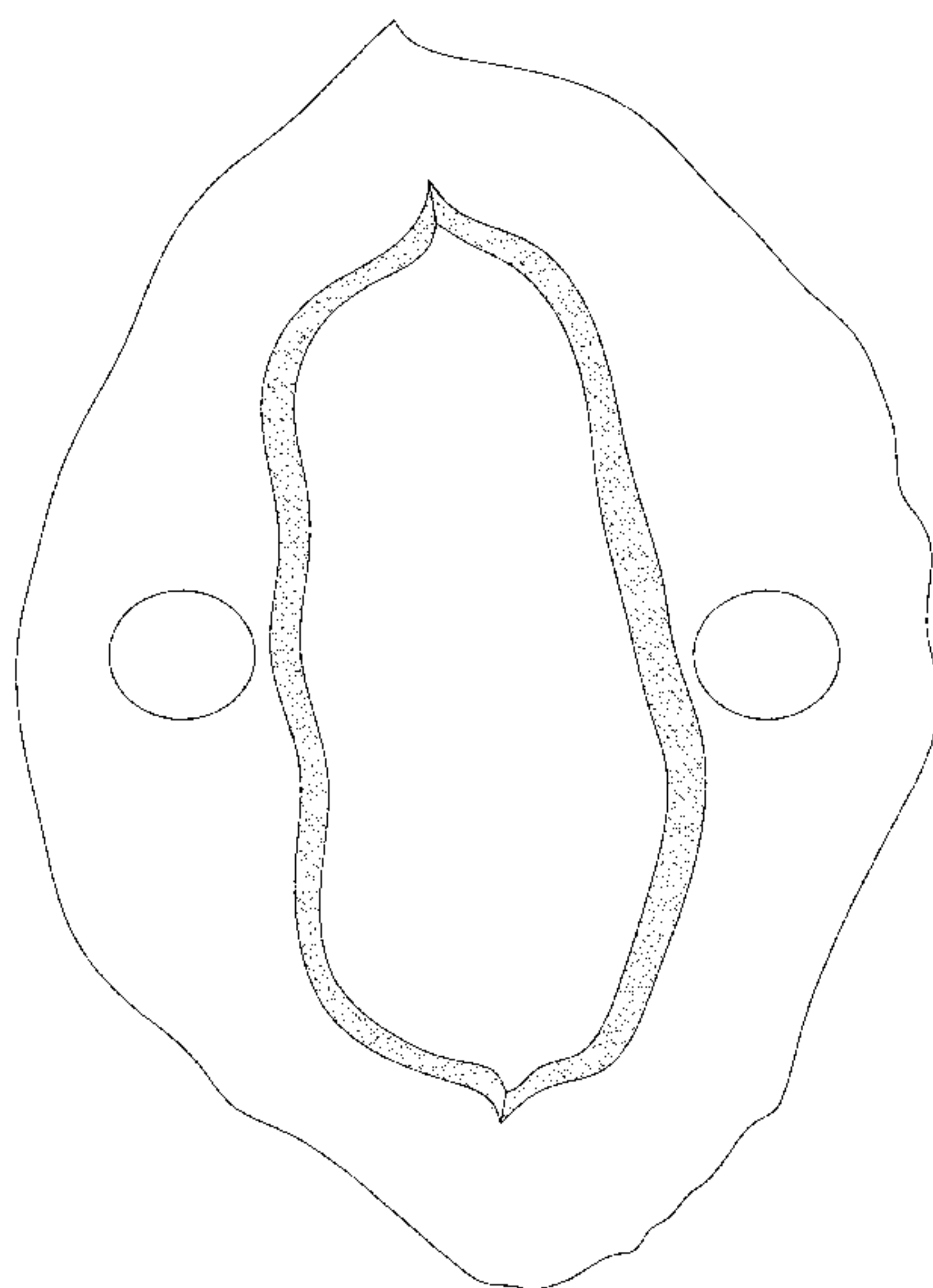


FIG. 1

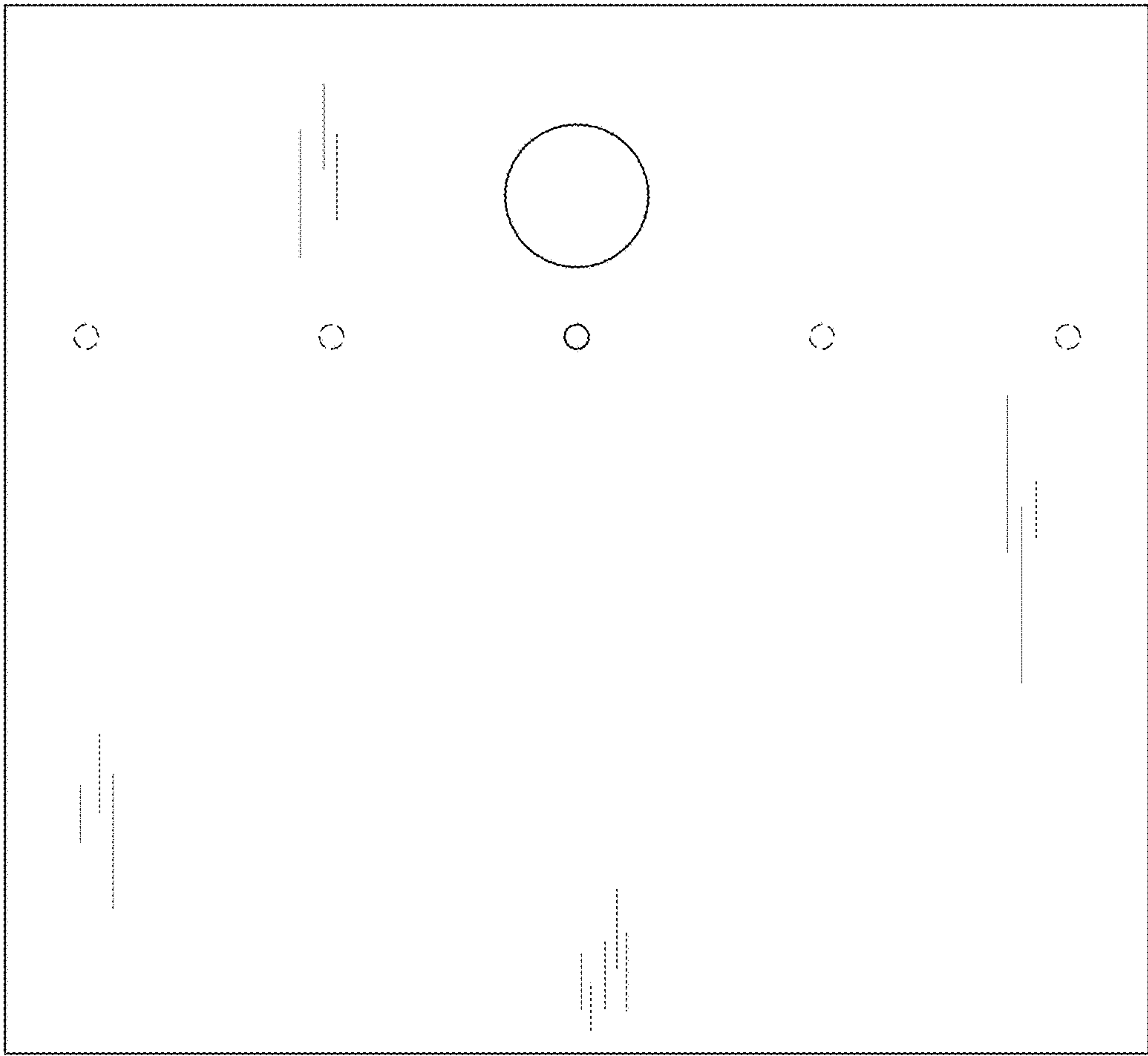


FIG. 2

FIG. 3

FIG. 4



FIG. 5



FIG. 6

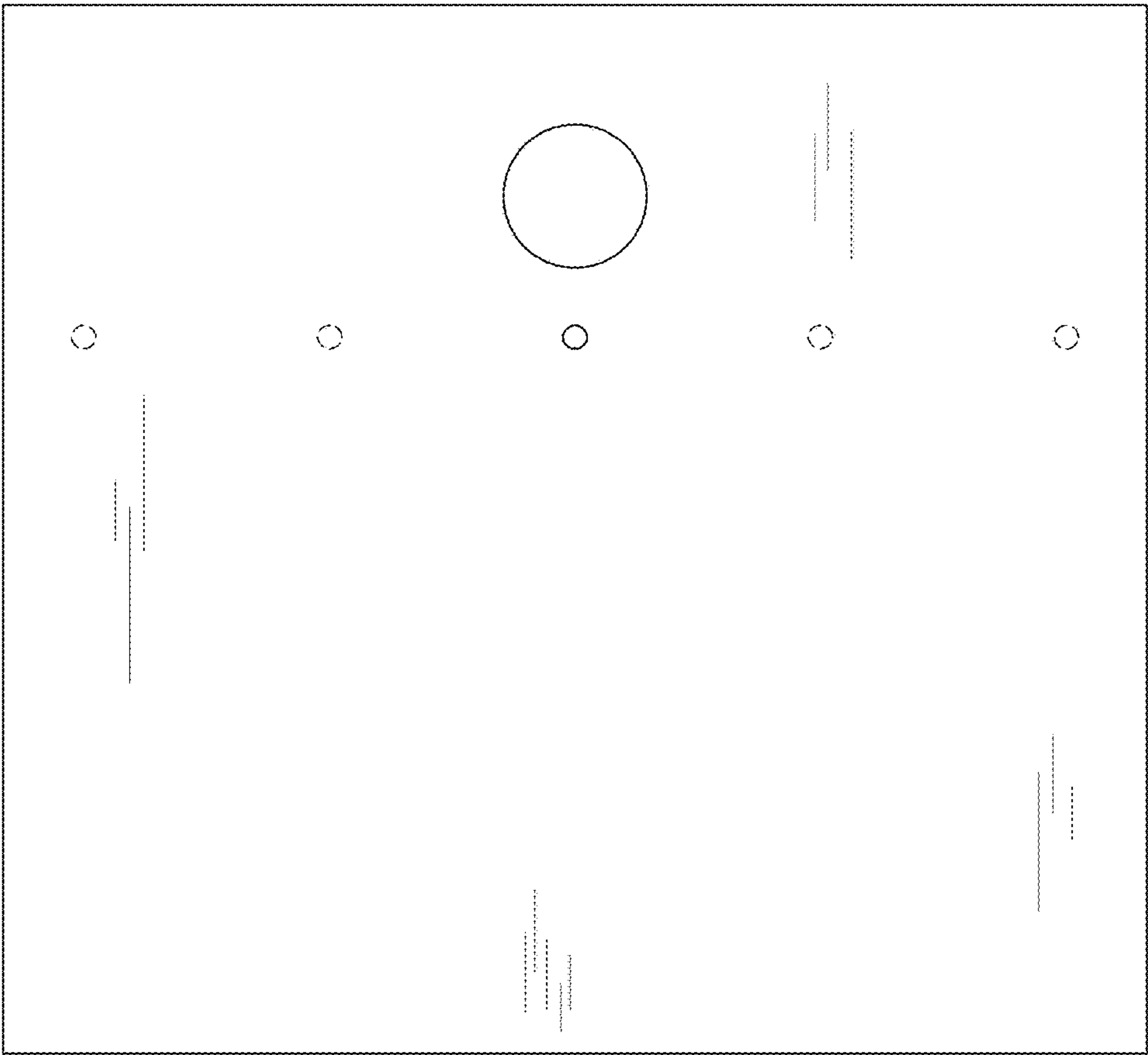


FIG. 7

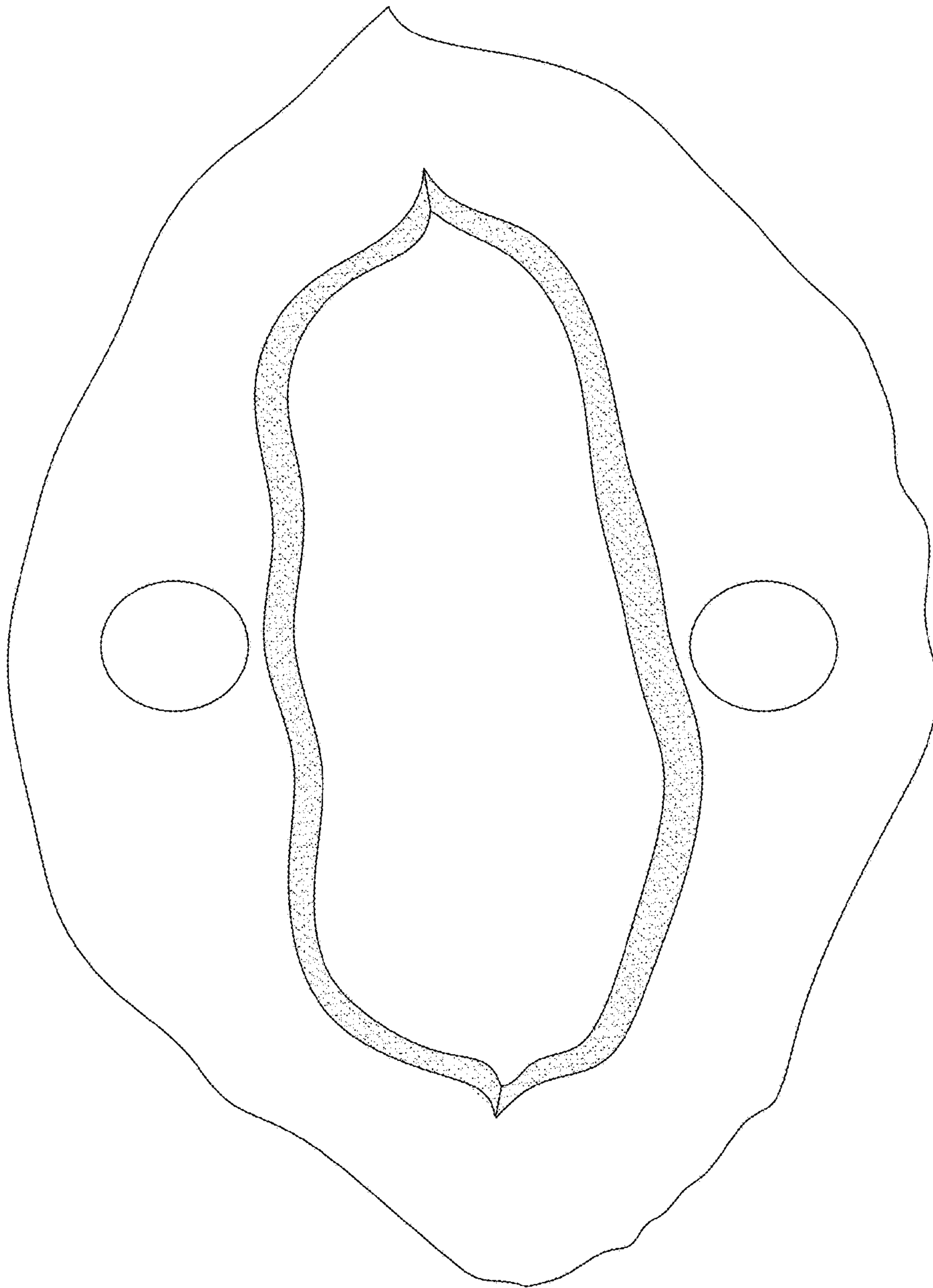


FIG. 8

