



US00D834423S

(12) **United States Design Patent** (10) **Patent No.:** **US D834,423 S**
Lang (45) **Date of Patent:** **** Nov. 27, 2018**

(54) **JEWELRY DISPLAY CARD**
(71) Applicant: **Dorinda M. Lang**, Tempe, AZ (US)
(72) Inventor: **Dorinda M. Lang**, Tempe, AZ (US)
(**) Term: **15 Years**
(21) Appl. No.: **29/614,855**
(22) Filed: **Aug. 23, 2017**

Related U.S. Application Data

(62) Division of application No. 29/506,491, filed on Oct. 16, 2014.
(51) **LOC (11) Cl.** **09-01**
(52) **U.S. Cl.**
USPC **D9/664**; D9/457
(58) **Field of Classification Search**
USPC ... D5/1, 6-8, 16, 20, 32, 37, 38, 63, 64, 66,
D5/99; D9/415, 457, 600, 661, 664, 722;
D20/11, 22, 27, 42, 43
CPC ... B31F 1/00; B31F 1/07; B32B 3/266; B32B
5/024; B44F 1/00; B44F 1/02; B44F
1/08; B44F 1/10; B44F 5/00; B44F 7/00;
B44F 9/00; B44F 9/04; B44F 11/00;
B44F 11/02; B44F 11/04; D03D 1/00;
D04H 1/00; D10B 2503/04; D21H 27/02
See application file for complete search history.

(56) **References Cited**

U.S. PATENT DOCUMENTS

302,495 A * 7/1884 Jenkins G09F 3/12
40/668
D22,018 S * 11/1892 Booze D5/61
D23,991 S * 2/1895 Reddie D5/6
D24,825 S * 10/1895 Booz D5/6
D26,210 S * 10/1896 Booz D5/8
D32,782 S * 6/1900 Moxley D25/149
D38,427 S * 1/1907 Pronberger D5/38

D60,812 S * 4/1922 Priest D9/664
D113,639 S * 3/1939 Moosherr D5/24
2,605,566 A * 8/1952 Dell, Jr. G09F 3/04
40/316
D263,686 S 4/1982 Jeremiah
D269,412 S 6/1983 Jeremiah
D269,413 S 6/1983 Jeremiah
4,693,441 A * 9/1987 Conway G09F 1/10
206/526
4,839,977 A * 6/1989 Krautsack G09F 1/10
211/57.1
D320,159 S * 9/1991 Wallach D9/415
5,375,803 A * 12/1994 Kump G09F 3/204
211/57.1
D358,175 S * 5/1995 Odmark D20/11
D429,463 S 8/2000 Liberto
6,471,053 B1 * 10/2002 Feibelman A47F 7/02
206/495

(Continued)

Primary Examiner — Michael A. Pratt
Assistant Examiner — Wendy L Arminio
(74) *Attorney, Agent, or Firm* — Mark V. Loen

(57) **CLAIM**

The ornamental design for a jewelry display card, as shown and described.

DESCRIPTION

FIG. 1 is a front view of a jewelry display card;
FIG. 2 is a right side view thereof, the left side view being a mirror image;
FIG. 3 is a top edge view thereof;
FIG. 4 is a back side view thereof;
FIG. 5 is an isometric view thereof; and,
FIG. 6 is an isometric view thereof with earrings and a hanging post drawn in broken lines showing the jewelry display card in a condition of use.
The broken lines shown in FIG. 6 depict environment and form no part of the claimed design.

1 Claim, 2 Drawing Sheets



(56)

References Cited

U.S. PATENT DOCUMENTS

6,606,029 B1 * 8/2003 Okamura G06Q 10/08
340/572.8
6,830,195 B2 * 12/2004 Morito G06K 19/07749
235/383
7,124,524 B2 10/2006 Valenti
D592,671 S * 5/2009 Moshes D14/484.1
D593,106 S * 5/2009 Moshes D14/484.1
D604,359 S * 11/2009 Santos D19/9
D627,826 S * 11/2010 Halimi D20/27
D630,257 S * 1/2011 Engelby D20/40
D635,194 S 3/2011 Katz
D678,951 S * 3/2013 Kaderli D20/27
D707,117 S * 6/2014 Leclerc D9/415
8,763,503 B1 * 7/2014 Hunter B26F 1/32
83/167
D732,360 S * 6/2015 Reeder D10/64
RE46,627 E * 12/2017 Hunter
D815,525 S * 4/2018 Yang D9/457
2009/0019751 A1 * 1/2009 Goetting G09F 3/20
40/663

* cited by examiner

Fig. 3




Fig. 1



Fig. 2

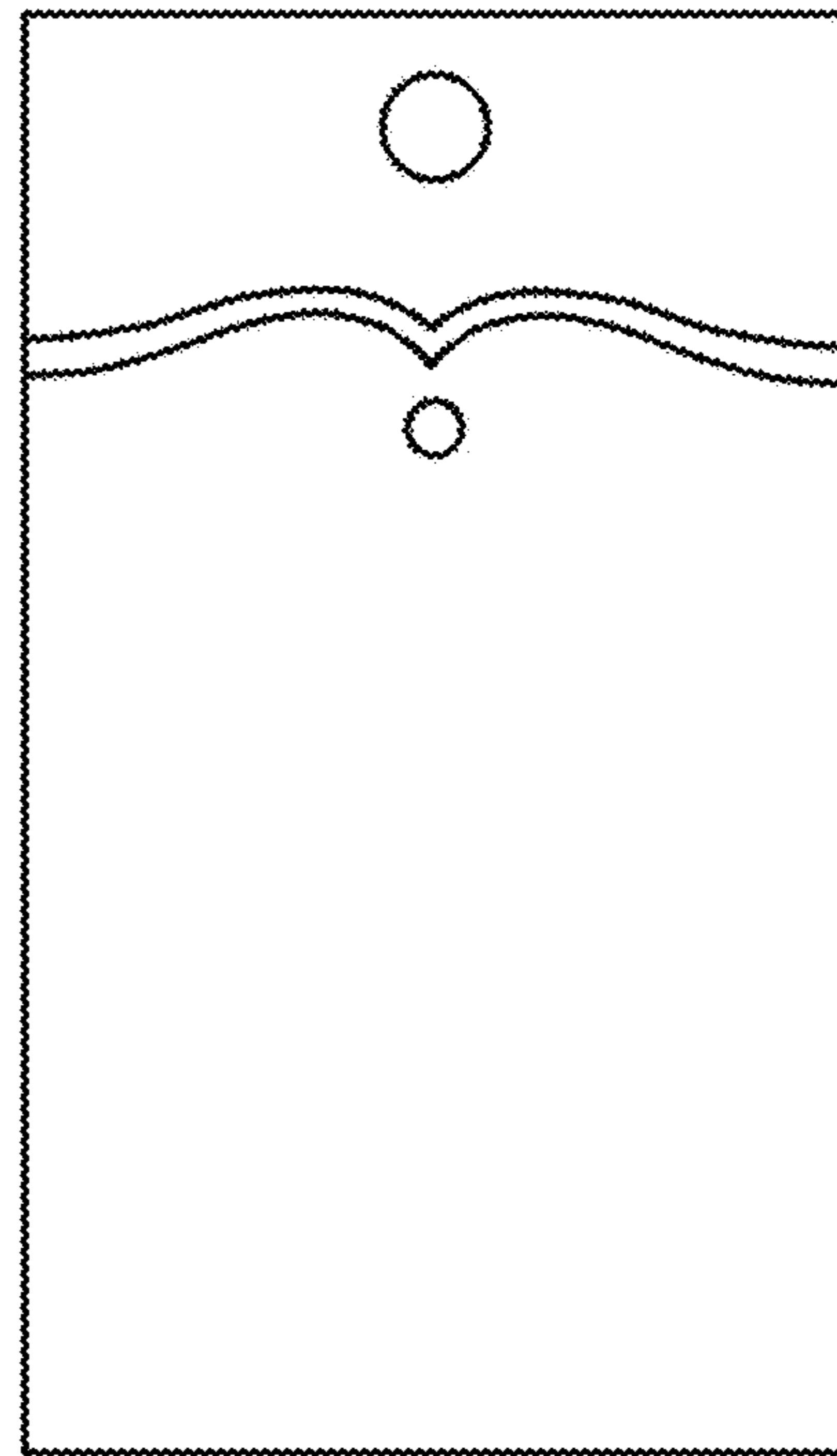


Fig. 4




Fig. 5

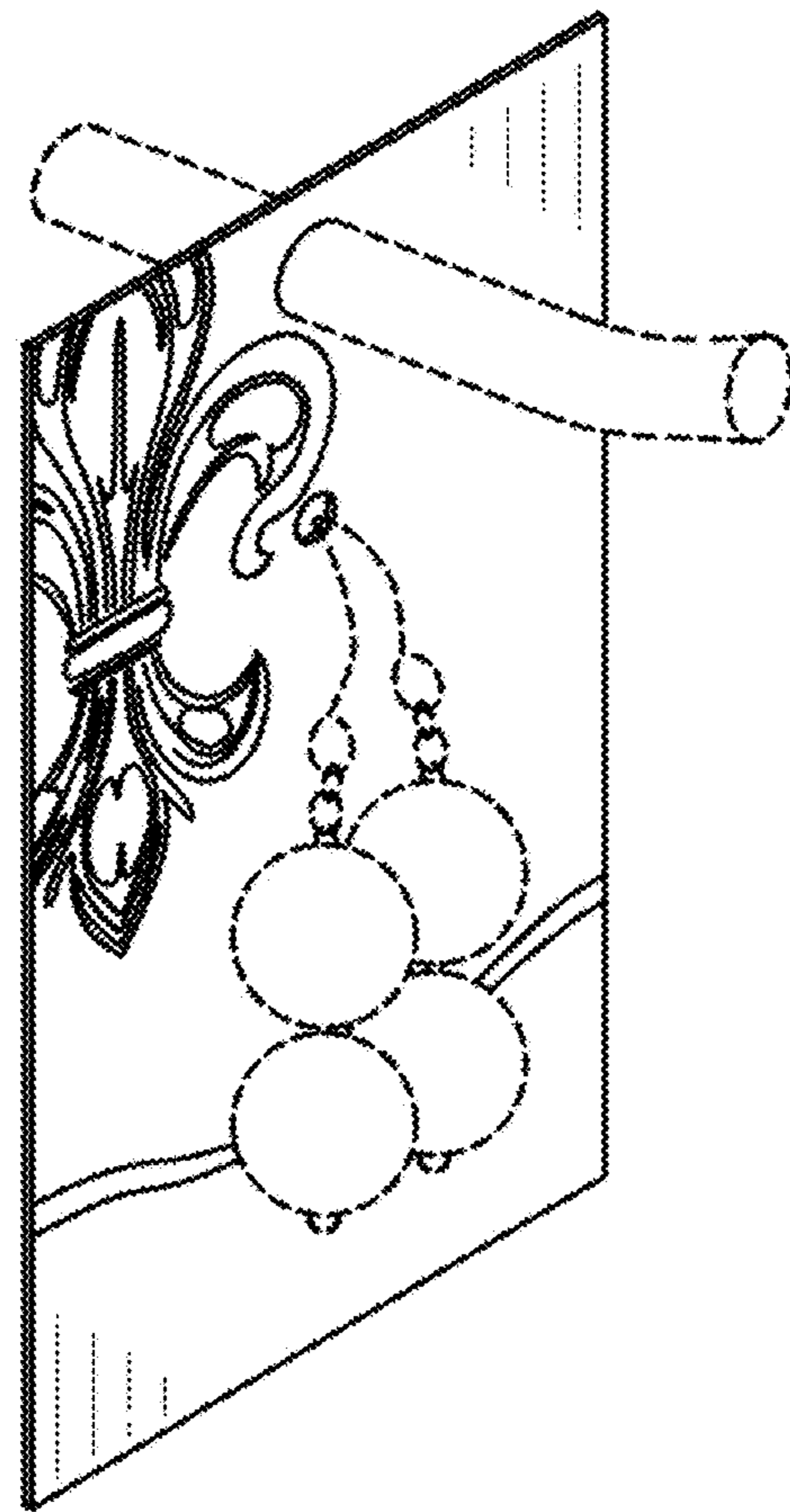


Fig. 6