



US00D834412S

(12) **United States Design Patent** (10) **Patent No.:** **US D834,412 S**
Pentland (45) **Date of Patent:** **** Nov. 27, 2018**

(54) **NOZZLE CAP WITH RING**
(71) Applicant: **Ingersoll Products Inc.**, Ingersoll (CA)
(72) Inventor: **Jamie Pentland**, London (CA)
(73) Assignee: **Ingersoll Products Inc.**, Ingersoll,
Ontario (CA)
(**) Term: **15 Years**

D431,466 S * 10/2000 Wang D7/619.1
D476,569 S * 7/2003 Simkins D9/455
D487,972 S * 4/2004 Mirharooni D3/318
D489,256 S * 5/2004 Kelleghan D3/229
D490,235 S * 5/2004 Nykoluk D3/202
D491,465 S * 6/2004 Kelleghan D3/229
D496,588 S * 9/2004 Matsuo D9/434
D502,395 S * 3/2005 Blanchester D9/434
D512,301 S * 12/2005 Byers D8/382
D551,950 S * 10/2007 Davenport D8/367

(Continued)

(21) Appl. No.: **29/583,227**

(22) Filed: **Nov. 3, 2016**

(51) **LOC (11) Cl.** **09-07**

(52) **U.S. Cl.**
USPC **D9/435; D8/367**

(58) **Field of Classification Search**
USPC D3/202, 318; D7/213, 300, 300.1,
D7/312-314, 316-319, 321, 322, 387;
D9/434-436, 440, 443, 447, 499, 454,
D9/446, 448-450, 455, 456; D6/323,
D6/325, 328; D8/2, 80, 321, 325, 343,
D8/14.1, 29.1, 107, 367, 368, 382
CPC B65D 25/40; B65D 47/06; B65D 47/08
See application file for complete search history.

(56) **References Cited**

U.S. PATENT DOCUMENTS

D28,867 S * 6/1898 Price D8/343
D60,440 S * 2/1922 Boucher D10/23
D160,339 S * 10/1950 Randolph D8/321
D184,234 S * 1/1959 Maccio D32/43
D200,957 S * 4/1965 Warren D11/221
D206,294 S * 11/1966 Poris D9/436
D273,368 S * 4/1984 Hayes D9/434
D286,859 S * 11/1986 Wu 224/148.7
4,971,375 A * 11/1990 Grecco E05B 1/0053
16/426
D363,423 S * 10/1995 Fennell D8/308
D405,344 S * 2/1999 Peabody D8/308

OTHER PUBLICATIONS

Alibaba. Stainless Steel sanitary hinged typed pipe tri clamp support pipe holder. 2017 [earliest online date], [site visited Oct. 26, 2017]. Available from Internet, <URL:https://www.alibaba.com/product-detail/Stainless-Steel-sanitary-hinged-type-pipe_334796609.html>. (Year: 2017).*

(Continued)

Primary Examiner — Eric L Goodman
Assistant Examiner — Darcey E Heflin
(74) *Attorney, Agent, or Firm* — Ridout & Maybee LLP

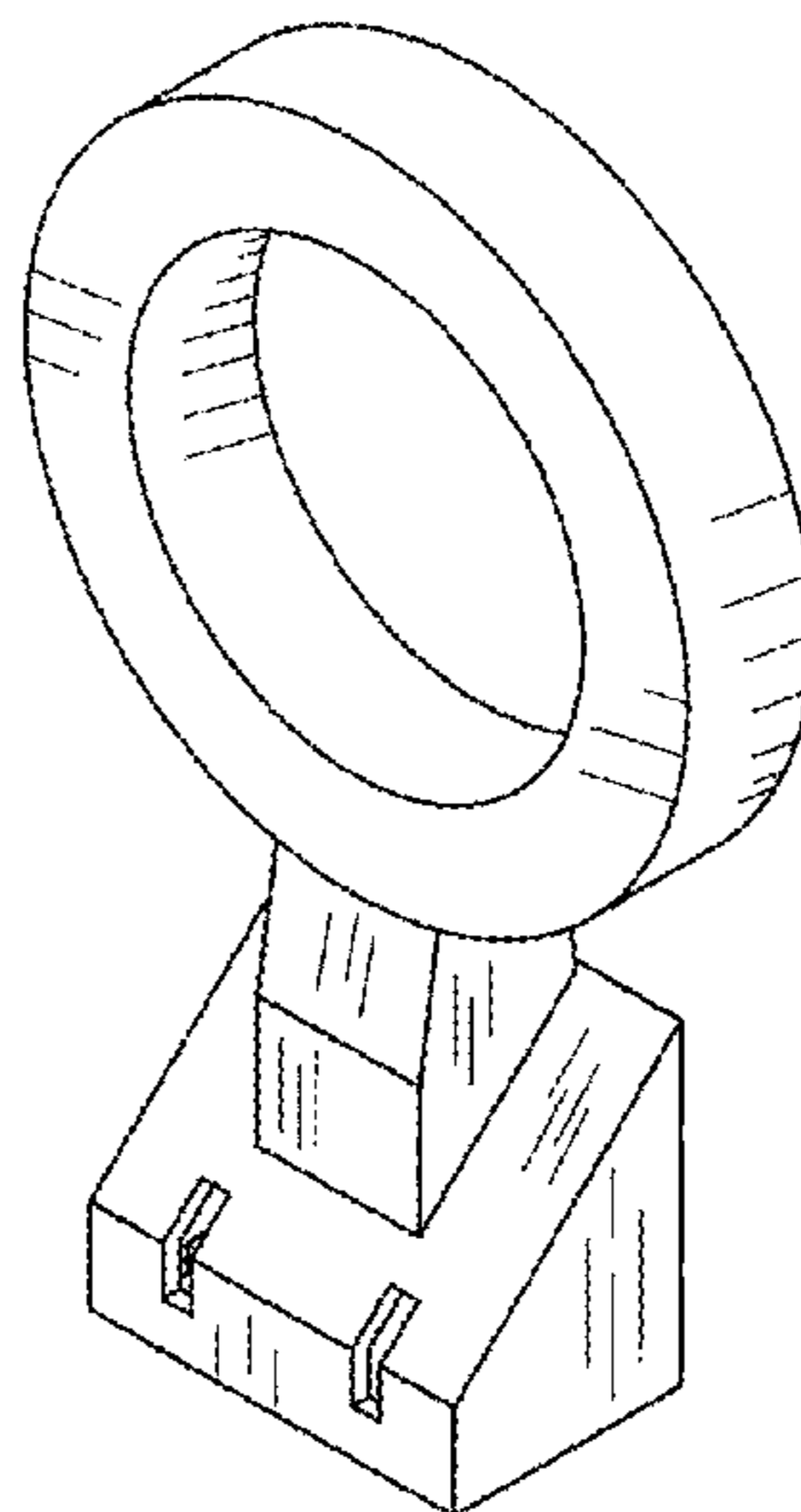
(57) **CLAIM**

The ornamental design for a nozzle cap with ring, as shown and described.

DESCRIPTION

FIG. 1 is a top end view of the nozzle cap with ring.
FIG. 2 is a right side elevation view the nozzle cap with ring.
FIG. 3 is front plan view of the nozzle cap with ring.
FIG. 4 is a front perspective view of the nozzle cap with ring.
FIG. 5 is a back plan view of the nozzle cap with ring; and,
FIG. 6 is a bottom end view of the nozzle cap with ring.
The left and right side of the nozzle cap with ring are identical.

1 Claim, 2 Drawing Sheets



(56)

References Cited

U.S. PATENT DOCUMENTS

D587,569	S	*	3/2009	Eveleth	D9/434
D588,912	S	*	3/2009	Christensen	D9/434
D589,793	S	*	4/2009	Christensen	D9/434
D601,017	S	*	9/2009	Hungerford	D9/434
D605,893	S	*	12/2009	Reid	D7/387
D623,010	S	*	9/2010	Higgins	D7/315
D625,183	S	*	10/2010	Bartsch	D9/434
D634,125	S	*	3/2011	Adams	D3/318
D690,183	S	*	9/2013	Lee	D8/107
D752,418	S	*	3/2016	Stacey	D8/367
D753,998	S	*	4/2016	Murphey	D9/446
D767,977	S	*	10/2016	Man	D8/367
D776,533	S	*	1/2017	Kikel	D9/446

OTHER PUBLICATIONS

Agratech. Arag Hinged Clamp Nozzle Holder With 3/8" Male Threaded Nozzle Cap. 2017 [earliest online date], [site visited Oct. 26, 2017]. Available from Internet, <URL:<https://www.agratech.co.uk/Arag-Hinged-Clamp-Nozzle-Holder-With-3-8-Male-Threaded-Nozzle-Cap-400550.html>>. (Year: 2017).*

* cited by examiner

Figure. 1

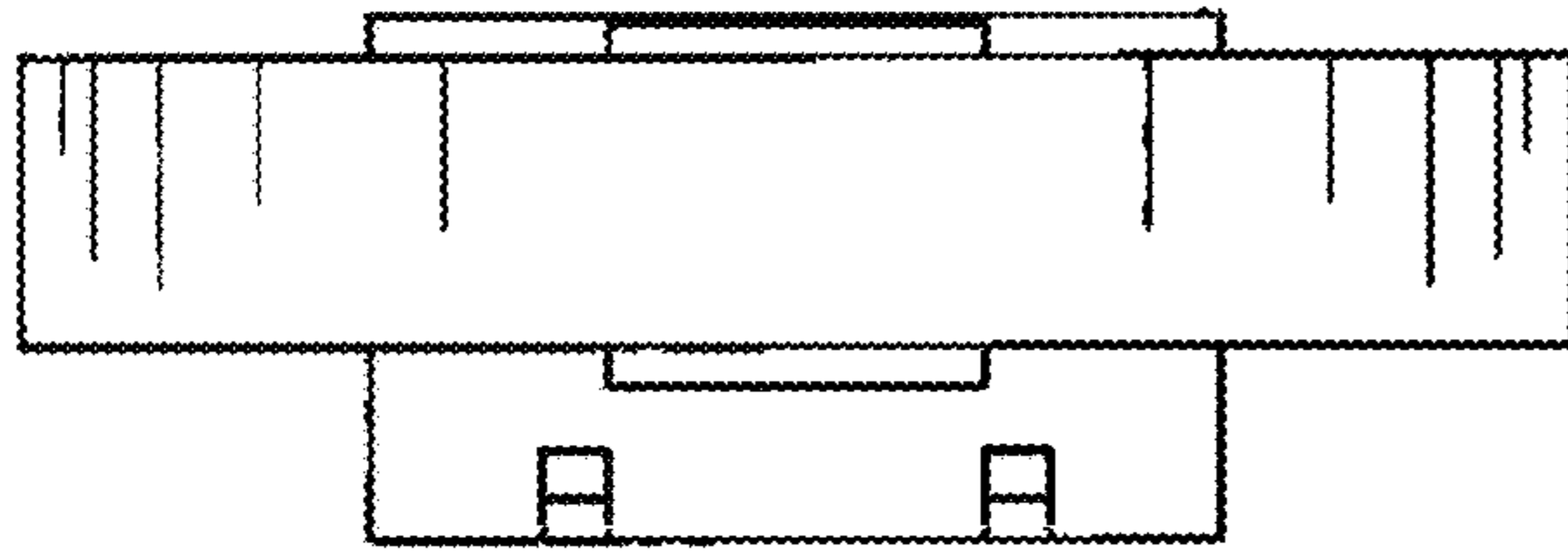


Figure. 2

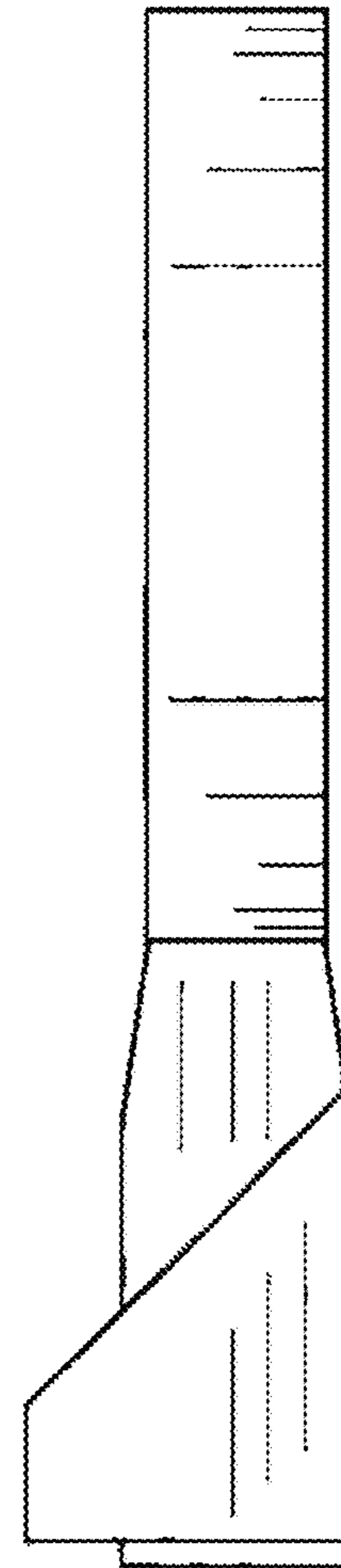


Figure. 3

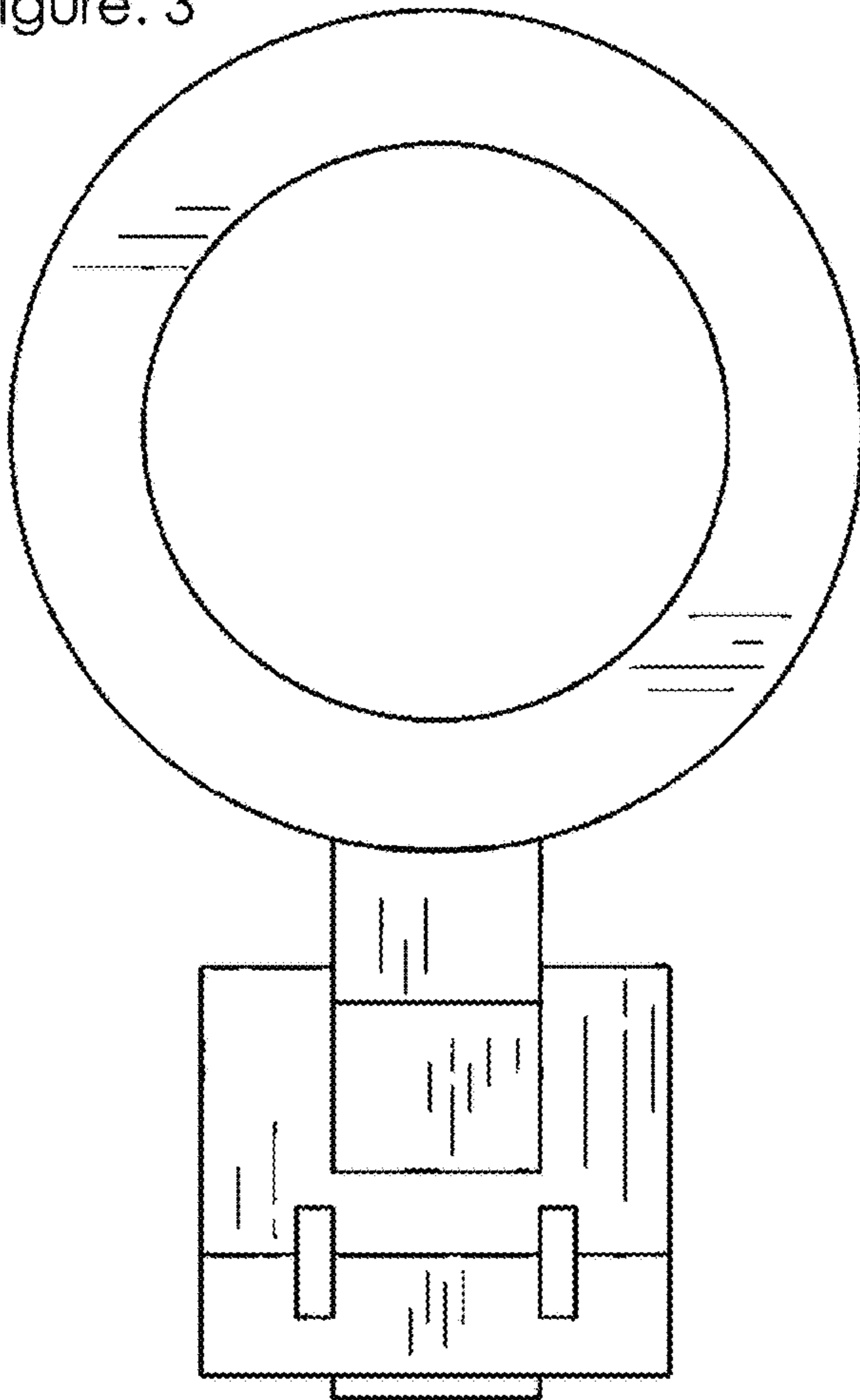


Figure. 4

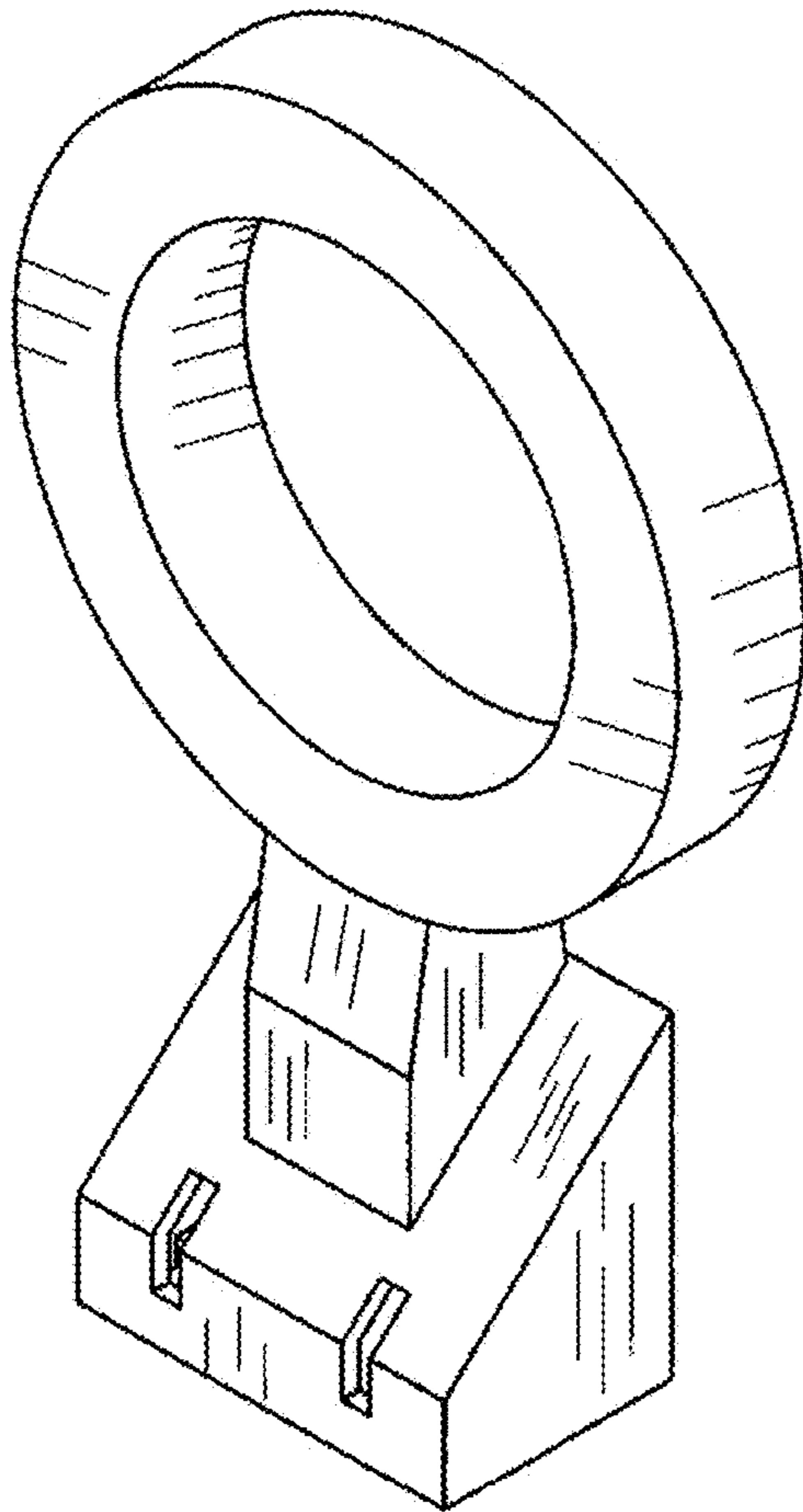


Figure. 5

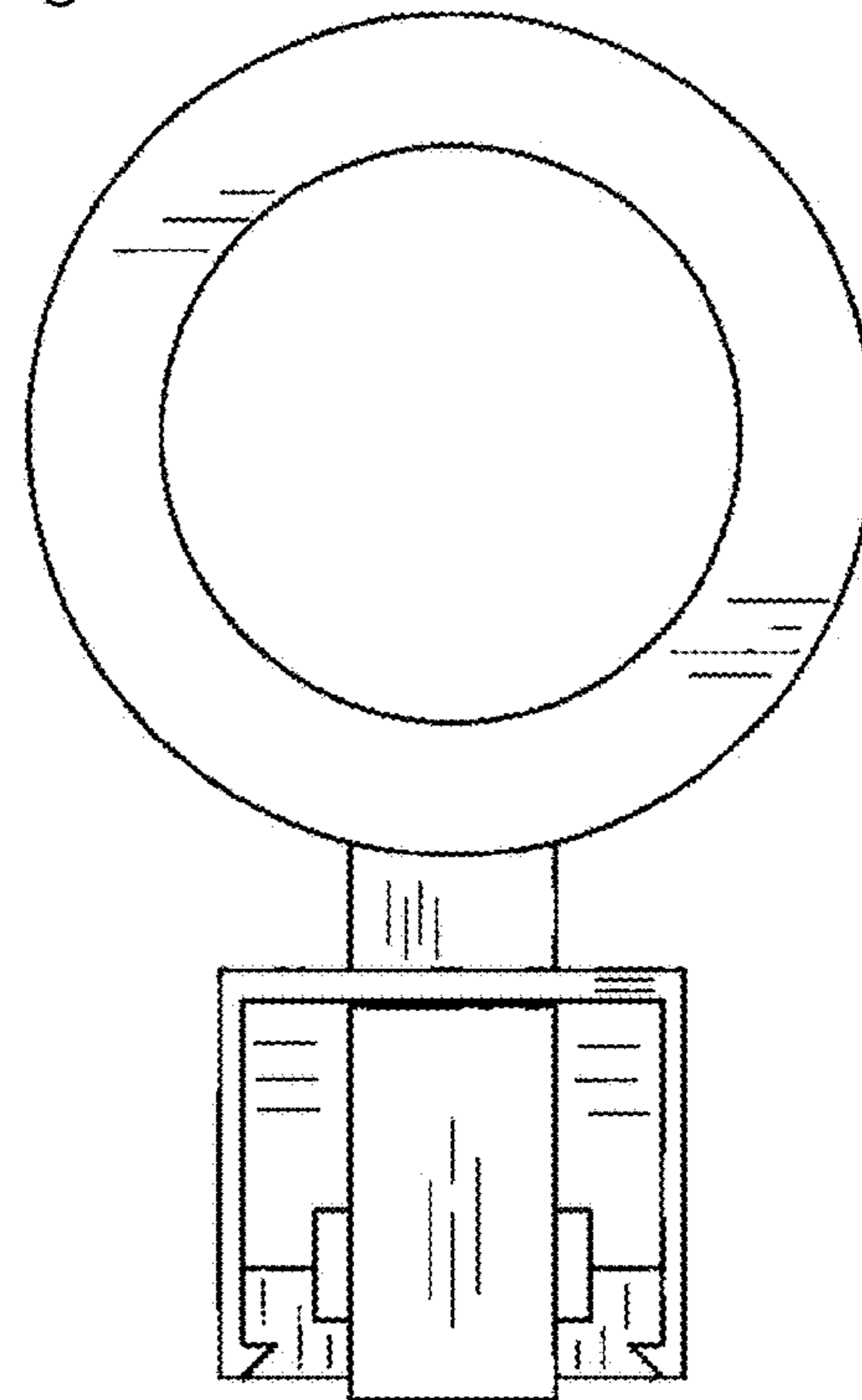


Figure. 6

