



US00D834389S

(12) **United States Design Patent** (10) **Patent No.:** **US D834,389 S**
Fisher (45) **Date of Patent:** **** Nov. 27, 2018**

(54) **SHEARS HAVING A LIGHT**
(71) Applicant: **John Fisher**, Richland, WA (US)
(72) Inventor: **John Fisher**, Richland, WA (US)
(**) Term: **15 Years**
(21) Appl. No.: **29/608,926**
(22) Filed: **Jun. 27, 2017**
(51) **LOC (11) Cl.** **08-03**
(52) **U.S. Cl.**
USPC **D8/57**; D24/148
(58) **Field of Classification Search**
USPC D8/4, 5, 51-58; D24/148
CPC B26B 13/10; B26B 13/20; B26B 13/12;
B26B 13/06; B26B 13/04
See application file for complete search history.

(56) **References Cited**
U.S. PATENT DOCUMENTS
3,987,542 A * 10/1976 Visco B26B 13/12
30/233
D296,361 S 6/1988 Gersch et al.
D372,783 S * 8/1996 Rollert D24/149
D460,334 S * 7/2002 Carpenter D8/55
6,761,725 B1 7/2004 Grayzel et al.
D549,335 S 8/2007 Junck
7,666,201 B2 2/2010 Grayzel et al.
7,941,928 B2 5/2011 Fisher

D644,736 S * 9/2011 Fisher D24/148
D669,179 S 10/2012 Fisher
D674,897 S 1/2013 Fisher
D678,020 S * 3/2013 Lipscomb D8/57
D723,161 S * 2/2015 Goldstein D24/148
2012/0195027 A1* 8/2012 Russ B26B 13/06
362/119

* cited by examiner

Primary Examiner — Deanna L Pratt
(74) *Attorney, Agent, or Firm* — Quickpatents, LLC;
Kevin Prince

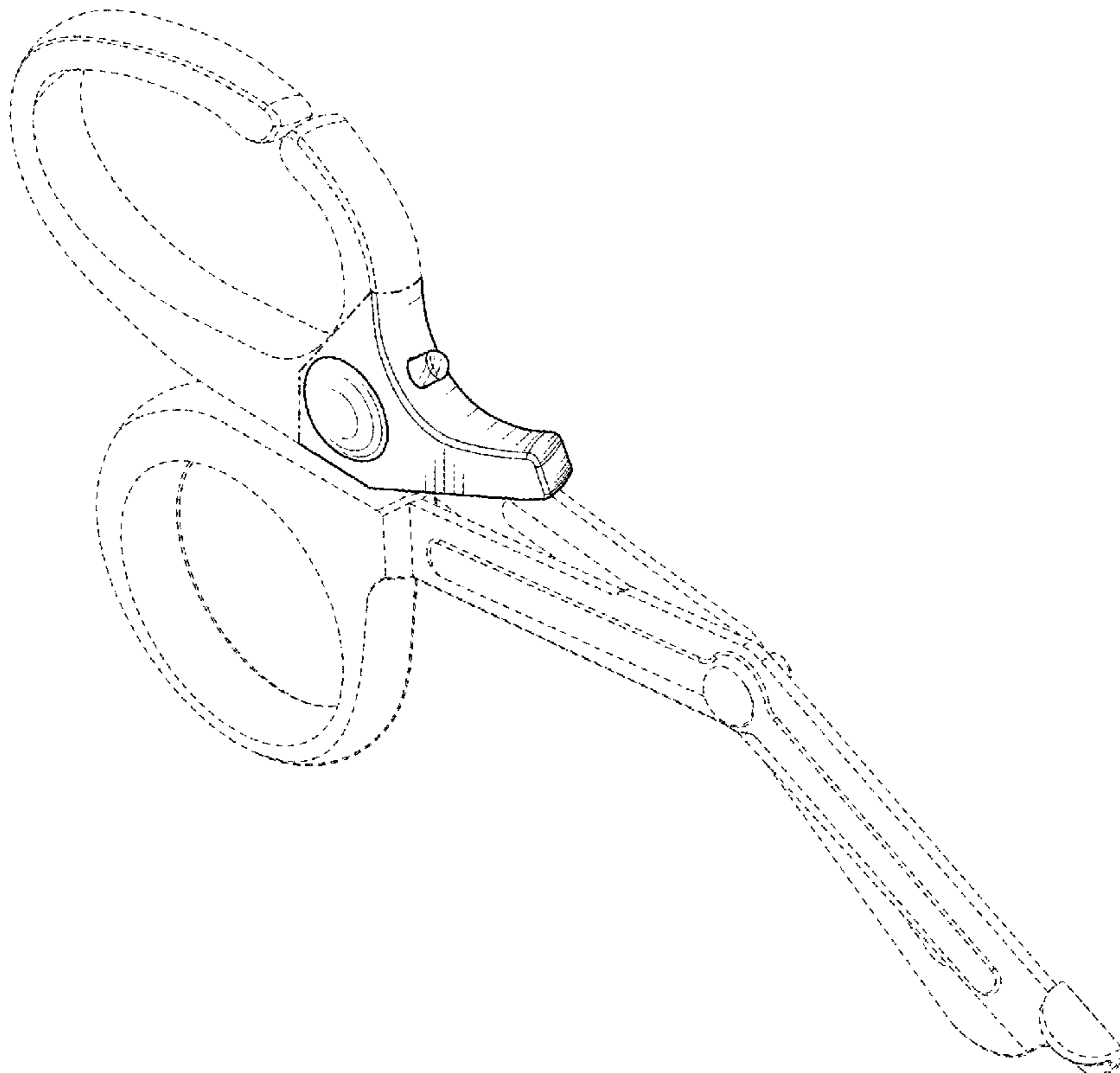
(57) **CLAIM**

I claim the ornamental design for a shears having a light, as shown and described.

DESCRIPTION

FIG. 1 is a perspective view of a shears having a light, showing my new design;
FIG. 2 is a left-side elevational view thereof;
FIG. 3 is a right-side elevational view thereof;
FIG. 4 is a rear elevational view thereof;
FIG. 5 is a front elevational view thereof;
FIG. 6 is a top plan view thereof; and,
FIG. 7 is a bottom plan view thereof.
The evenly-spaced broken lines in the drawings illustrate portions of the shears having a light that form no part of the claimed design. The dash-dot-dash-type broken lines in the drawings illustrate the bounds of the claimed design but form no part thereof.

1 Claim, 3 Drawing Sheets



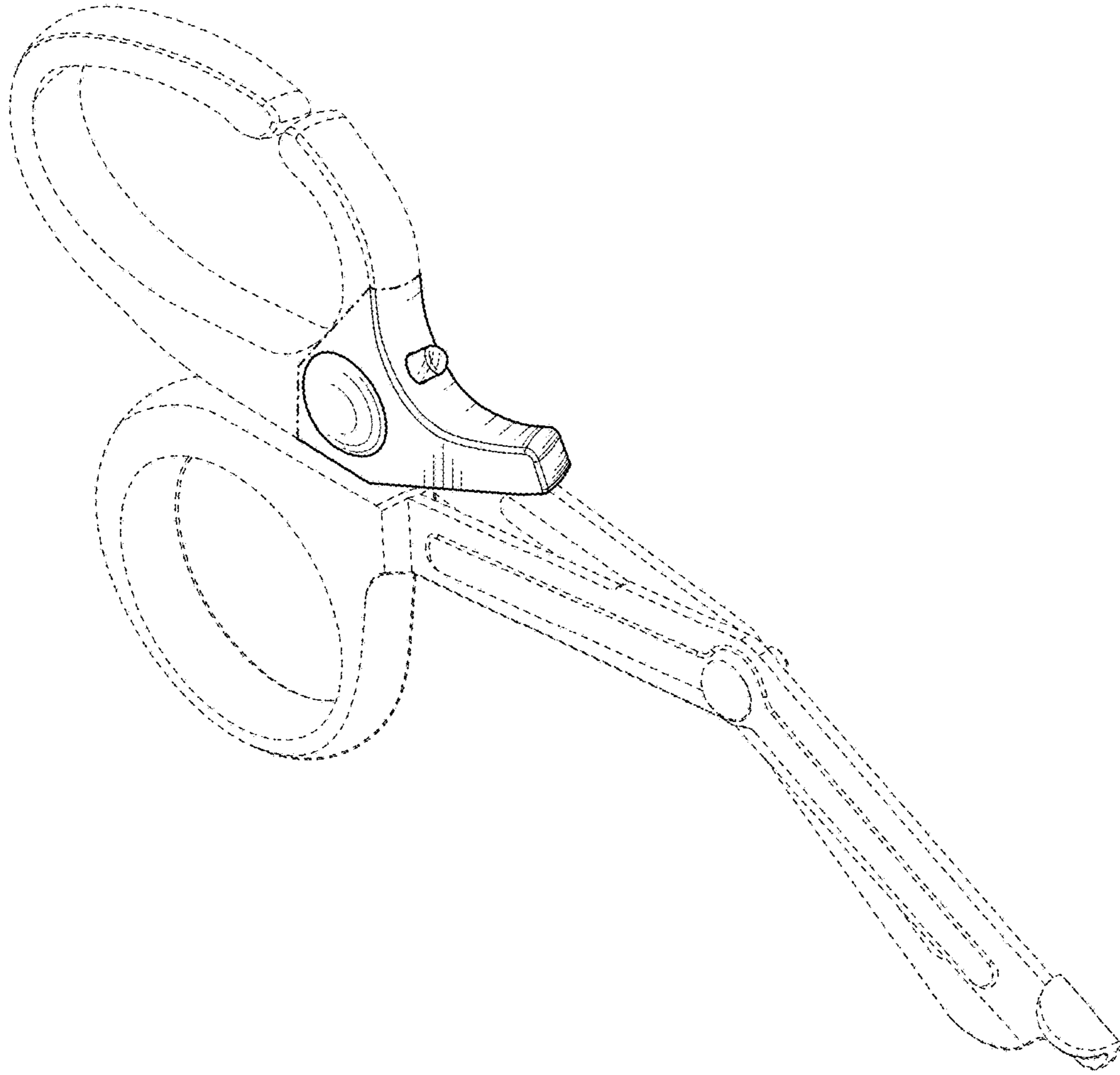


FIG. 1

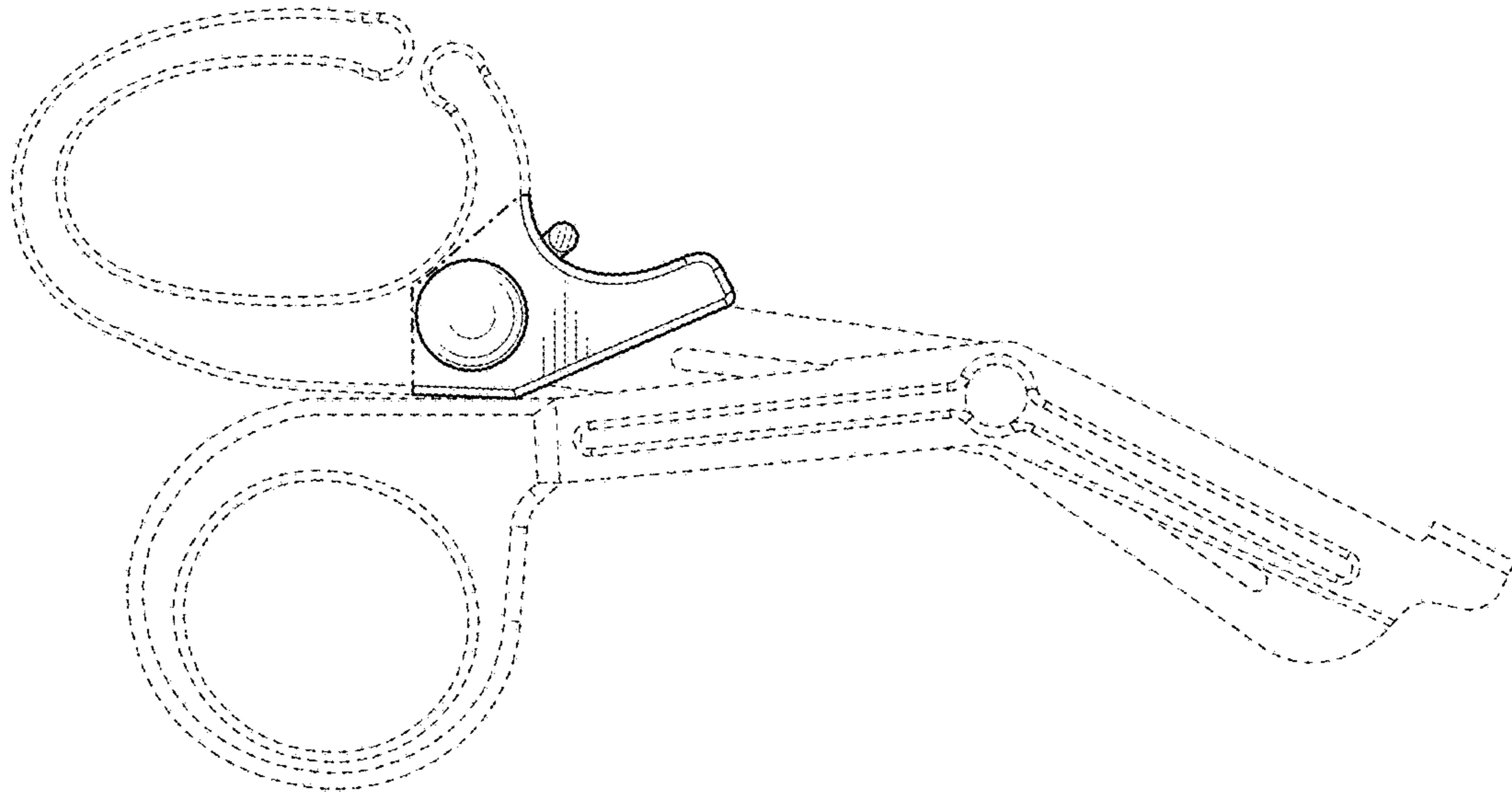


FIG. 2

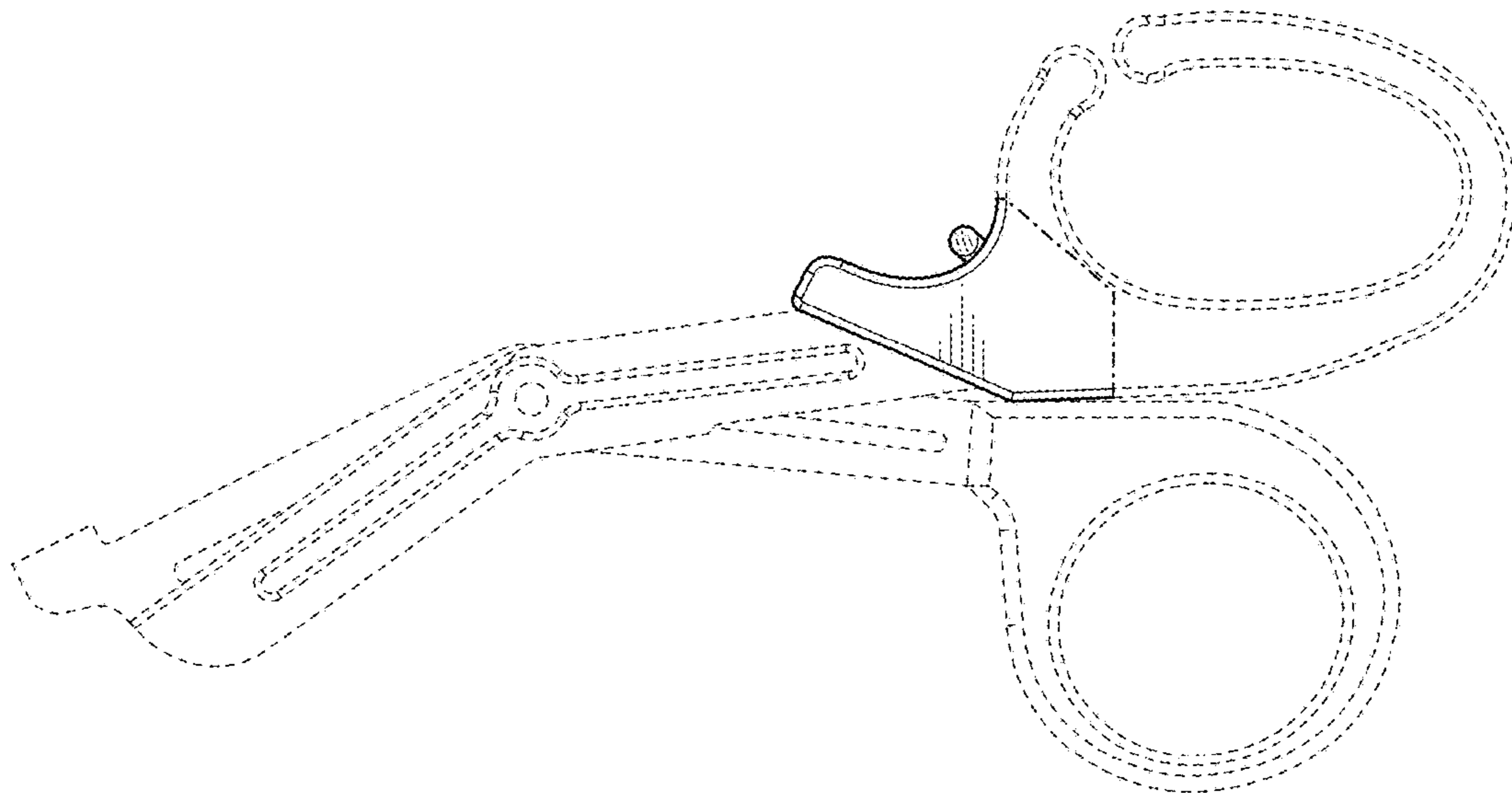


FIG. 3




FIG. 4




FIG. 5

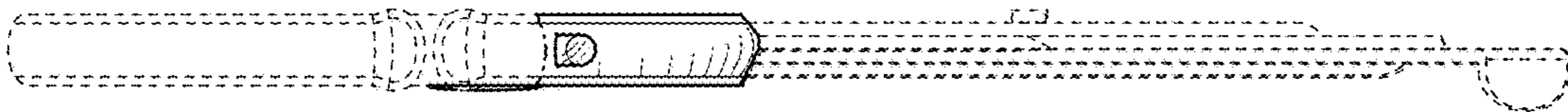


FIG. 6




FIG. 7