



US00D834386S

(12) **United States Design Patent**  
**Yizhaki**

(10) **Patent No.:** **US D834,386 S**

(45) **Date of Patent:** **\*\* Nov. 27, 2018**

(54) **CAKE SLICER**

D330,665 S \* 11/1992 Neuendorf ..... D7/693  
D629,663 S \* 12/2010 Grobelny ..... D7/688  
D736,576 S \* 8/2015 Parr ..... D7/693

(71) Applicant: **RL RND and IP Holdings Limited,**  
Ningbo (CN)

\* cited by examiner

(72) Inventor: **Yaniv Yizhaki,** Ningbo (CN)

*Primary Examiner* — Terry A Wallace

(73) Assignee: **RL RND AND IP HOLDINGS LIMITED,** Ningbo (CN)

(74) *Attorney, Agent, or Firm* — Mark M. Friedman

(\*\*) Term: **15 Years**

(57) **CLAIM**

(21) Appl. No.: **29/615,199**

The ornamental design for a cake slicer, as shown and described.

(22) Filed: **Aug. 28, 2017**

(51) **LOC (11) Cl.** ..... **07-06**

(52) **U.S. Cl.**

USPC ..... **D7/693**

**DESCRIPTION**

(58) **Field of Classification Search**

USPC ..... D7/680–696, 393; D8/107, 300, 307,  
D8/301, 315

CPC ..... A24C 1/04; B26B 3/00; B26B 5/00; A47J  
45/06; A47J 45/075; A47B 2095/024;  
B60N 3/02; A21C 15/04; B26D 3/24;  
B26D 3/245

See application file for complete search history.

FIG. 1 is a front view of a cake slicer showing my design;  
FIG. 2 is a top view thereof;  
FIG. 3 is a bottom view thereof;  
FIG. 4 is a right side view thereof; and,  
FIG. 5 is a perspective view thereof.

The left side view is a mirror image of the right side.

The rear view is a mirror image of the front side.

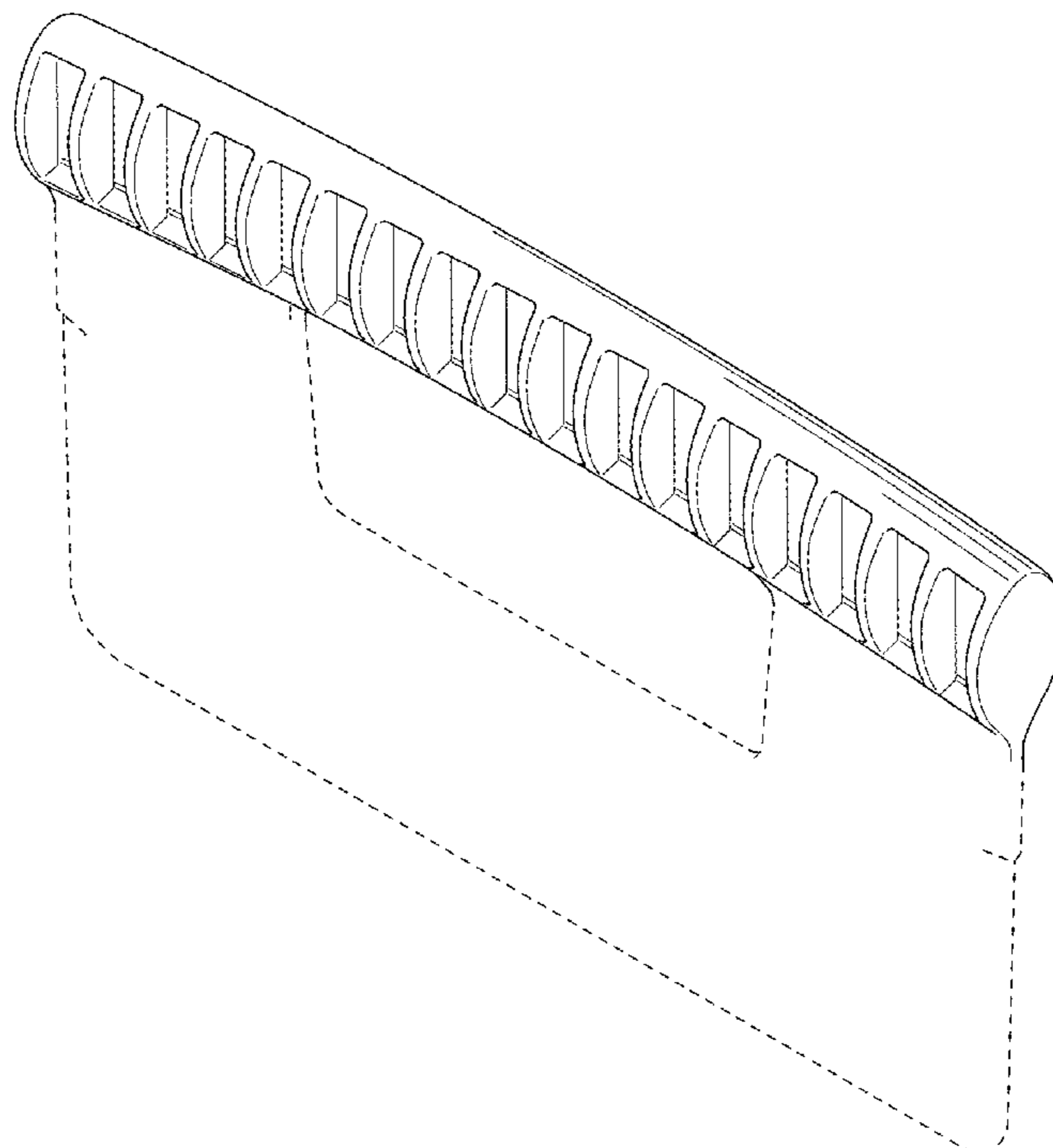
Any broken line illustration of environmental structure in the drawing is not part of the design sought to be patented.

(56) **References Cited**

**U.S. PATENT DOCUMENTS**

1,414,098 A \* 4/1922 Santana ..... A24C 1/04  
30/315  
4,959,905 A \* 10/1990 Ghislain ..... B26B 3/00  
30/151

**1 Claim, 4 Drawing Sheets**



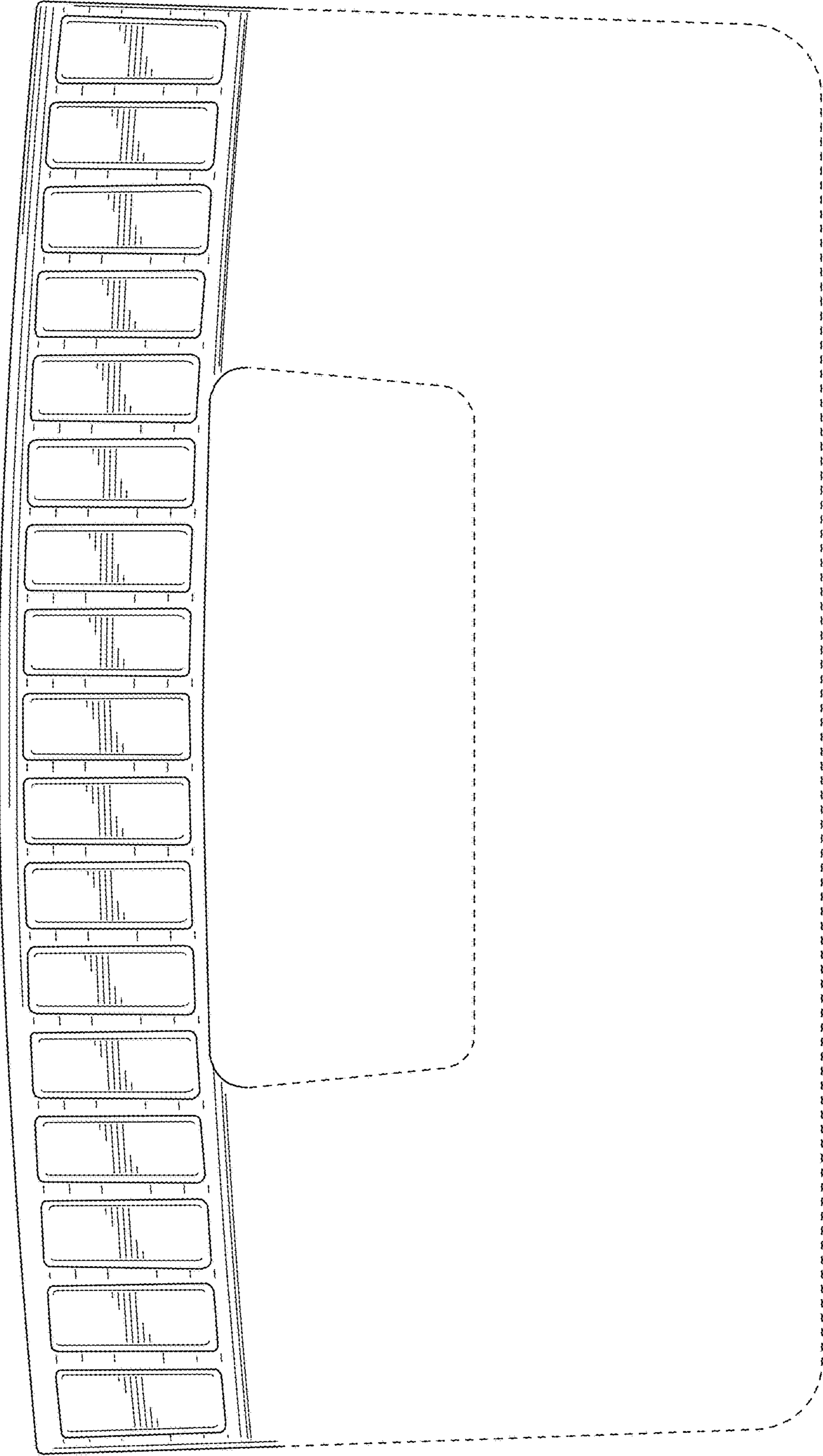
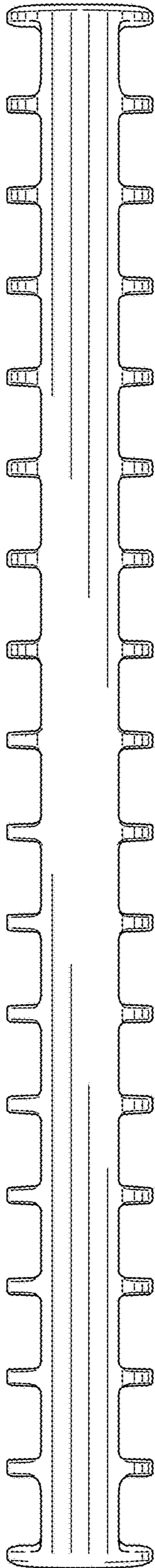
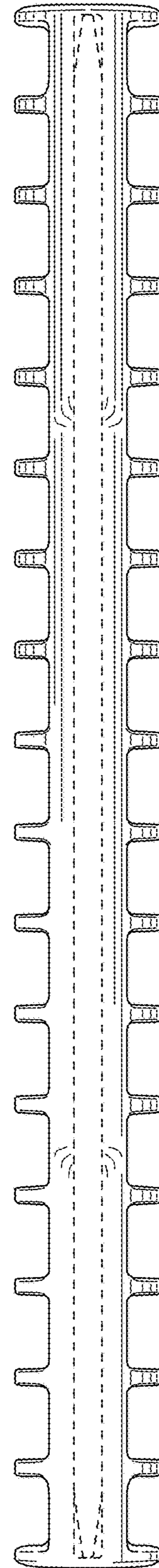


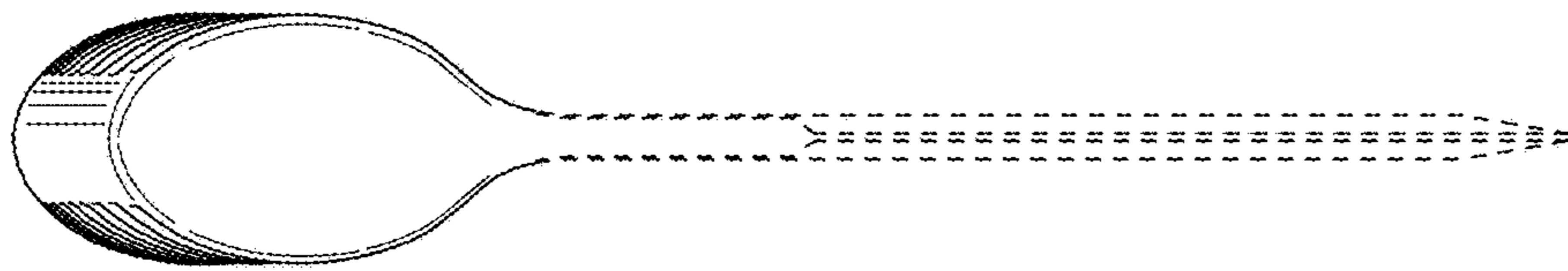
FIG. 1



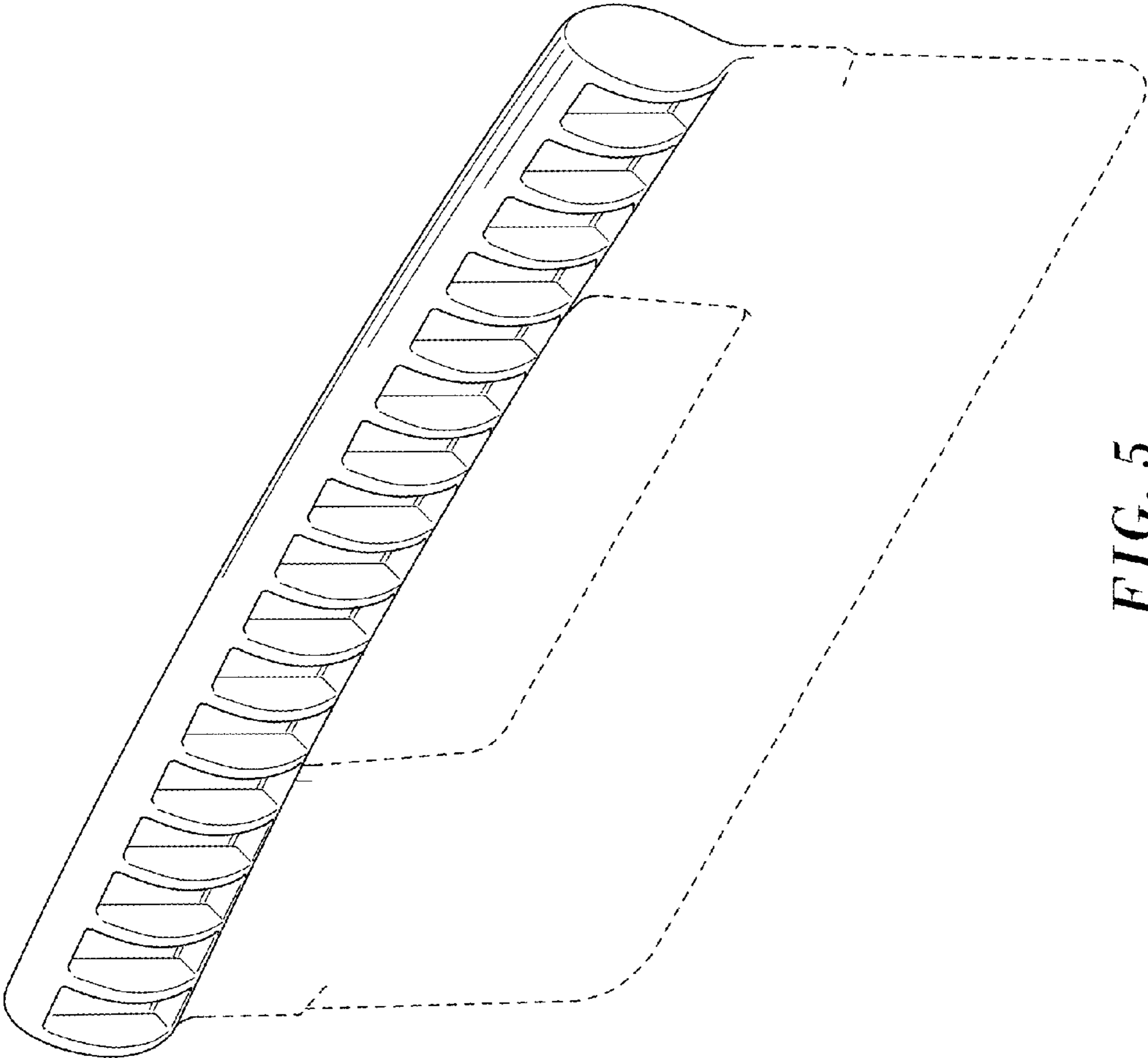
*FIG. 2*



*FIG. 3*



*FIG. 4*



*FIG. 5*