



US00D834382S

(12) **United States Design Patent** (10) **Patent No.:** **US D834,382 S**
Appelbaum et al. (45) **Date of Patent:** **** Nov. 27, 2018**

(54) **CHILD'S FORK**

(71) Applicants: **Alaina Appelbaum**, Brooklyn, NY
(US); **Daan Alexander Hekking**, Umea
(SE)

(72) Inventors: **Alaina Appelbaum**, Brooklyn, NY
(US); **Daan Alexander Hekking**, Umea
(SE)

(73) Assignee: **HELEN OF TROY LIMITED**, St.
Michael (BB)

(**) Term: **15 Years**

(21) Appl. No.: **29/623,038**

(22) Filed: **Oct. 21, 2017**

(51) **LOC (11) Cl.** **07-03**

(52) **U.S. Cl.**
USPC **D7/653**; D7/401.2

(58) **Field of Classification Search**
USPC D4/138; D7/368, 401.2, 642-645,
D7/653-664, 669, 675-677, 683,
D7/688-689, 691; D8/107, 300-301;
D22/117-118

CPC ... A01D 9/02; A01D 9/04; A01D 9/06; A47G
21/00; A47G 21/004; A47G 21/005;
A47G 21/02; A47G 21/023; A47G 21/04;
A47G 21/06; A47G 21/08; A47J 43/28;
A47J 43/281; A47J 43/282; A61F 13/10;
A61J 7/0023; B25G 1/00; B25G 1/01;
B25G 1/02; B25G 3/00; B65D 75/56;
B65D 75/563; B65D 75/566; B67B 7/00;
B67B 7/38; B67B 7/724; B67B 7/73

See application file for complete search history.

(56) **References Cited**

U.S. PATENT DOCUMENTS

D171,270 S *	1/1954	Sweeney	D7/653
D263,272 S *	3/1982	Jagger	D7/664
D281,135 S *	10/1985	Jagger	D7/663
D413,770 S *	9/1999	Joergensen	D7/653
D419,397 S *	1/2000	Liu	D7/663
D422,851 S *	4/2000	Joergensen	D7/653
D476,862 S *	7/2003	Jagger	D7/645
D492,551 S *	7/2004	Roehrig	D7/663
D521,249 S *	5/2006	Hay	D4/138
D615,367 S *	5/2010	Sierra	D7/653
D621,229 S *	8/2010	De Bretton Gordon	D7/642
D682,613 S *	5/2013	De Leo	D7/401.2
D690,156 S *	9/2013	Apple	D7/401.2

* cited by examiner

Primary Examiner — Ricky Pham

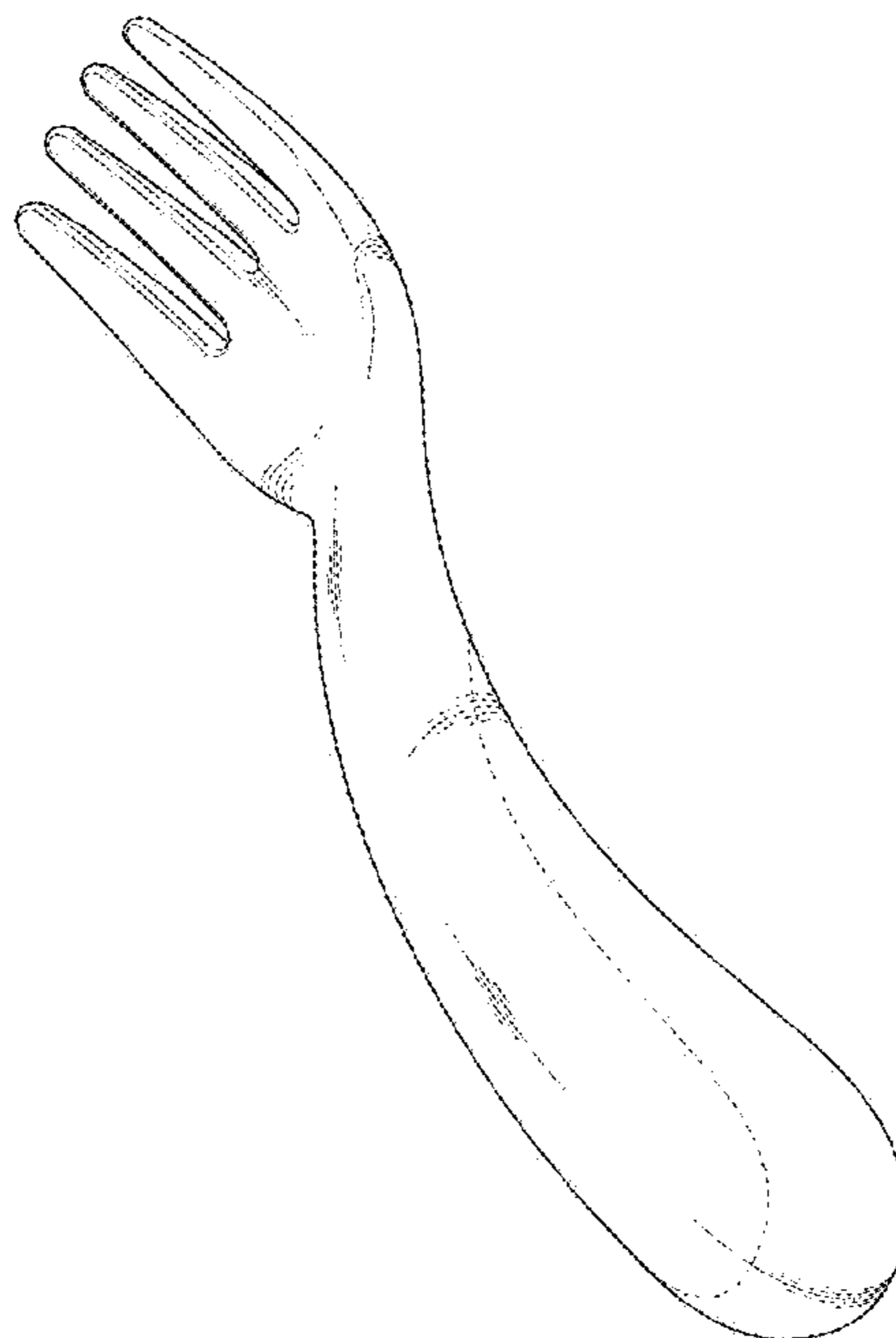
(57) **CLAIM**

The ornamental design for a child's fork, as shown, and described.

DESCRIPTION

FIG. 1 is a perspective view of the child's fork;
FIG. 2 is a top view thereof;
FIG. 3 is a bottom view thereof;
FIG. 4 is a right side view thereof (with the left side a mirror image thereof);
FIG. 5 is a rear elevation view thereof; and,
FIG. 6 is a front elevation view thereof.
The broken lines represent structure and form no part of the claimed design.

1 Claim, 6 Drawing Sheets



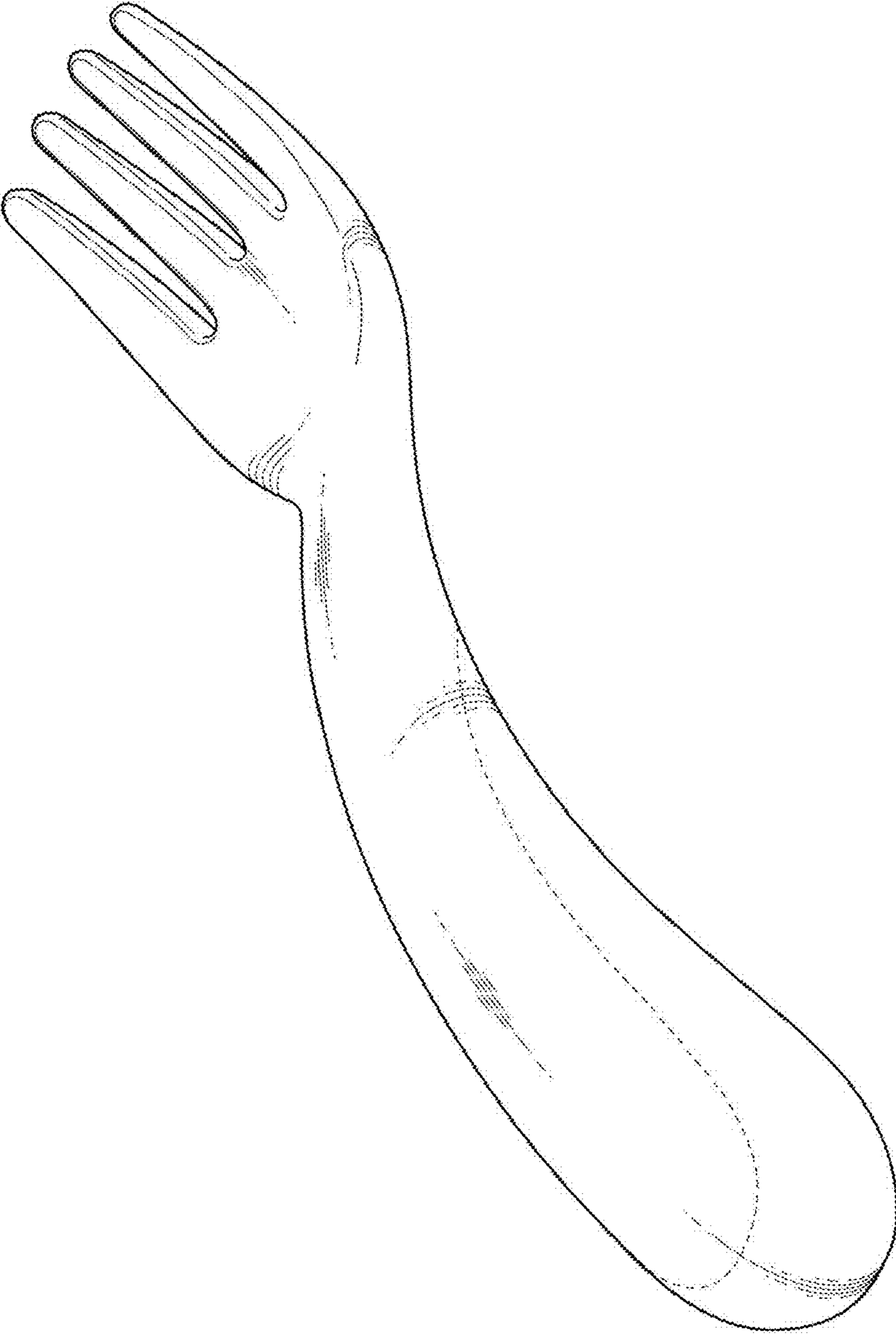


FIG. 1

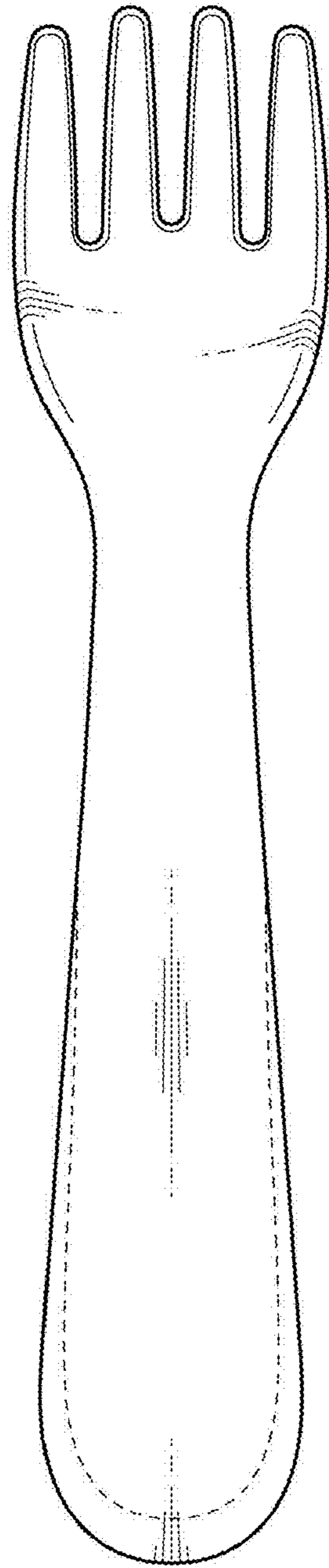


FIG. 2

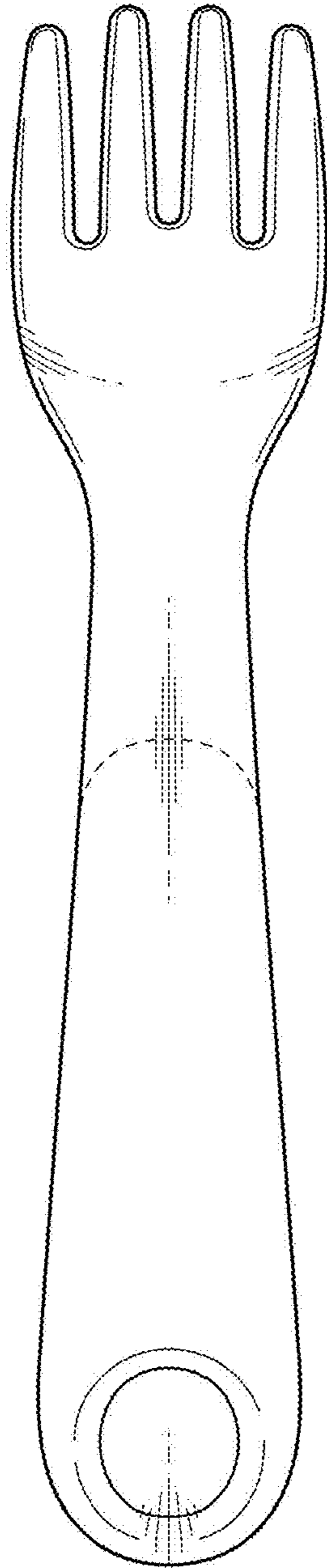


FIG. 3

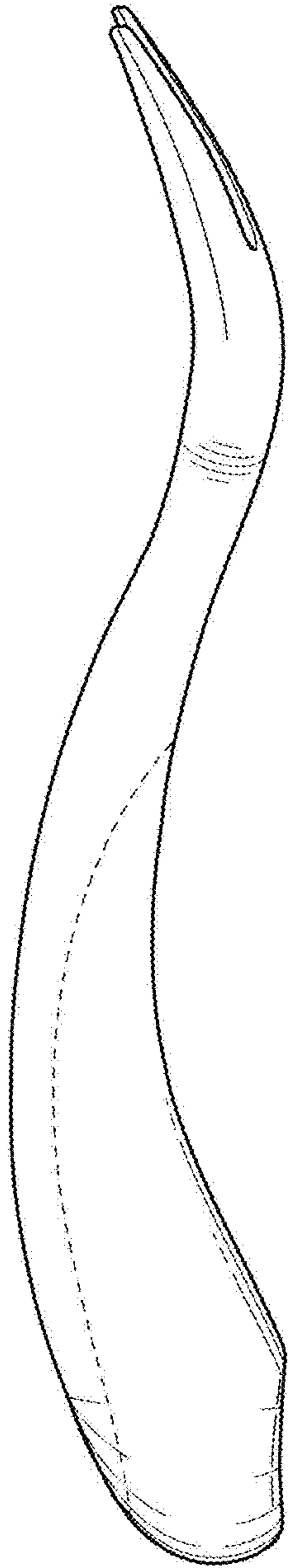


FIG. 4

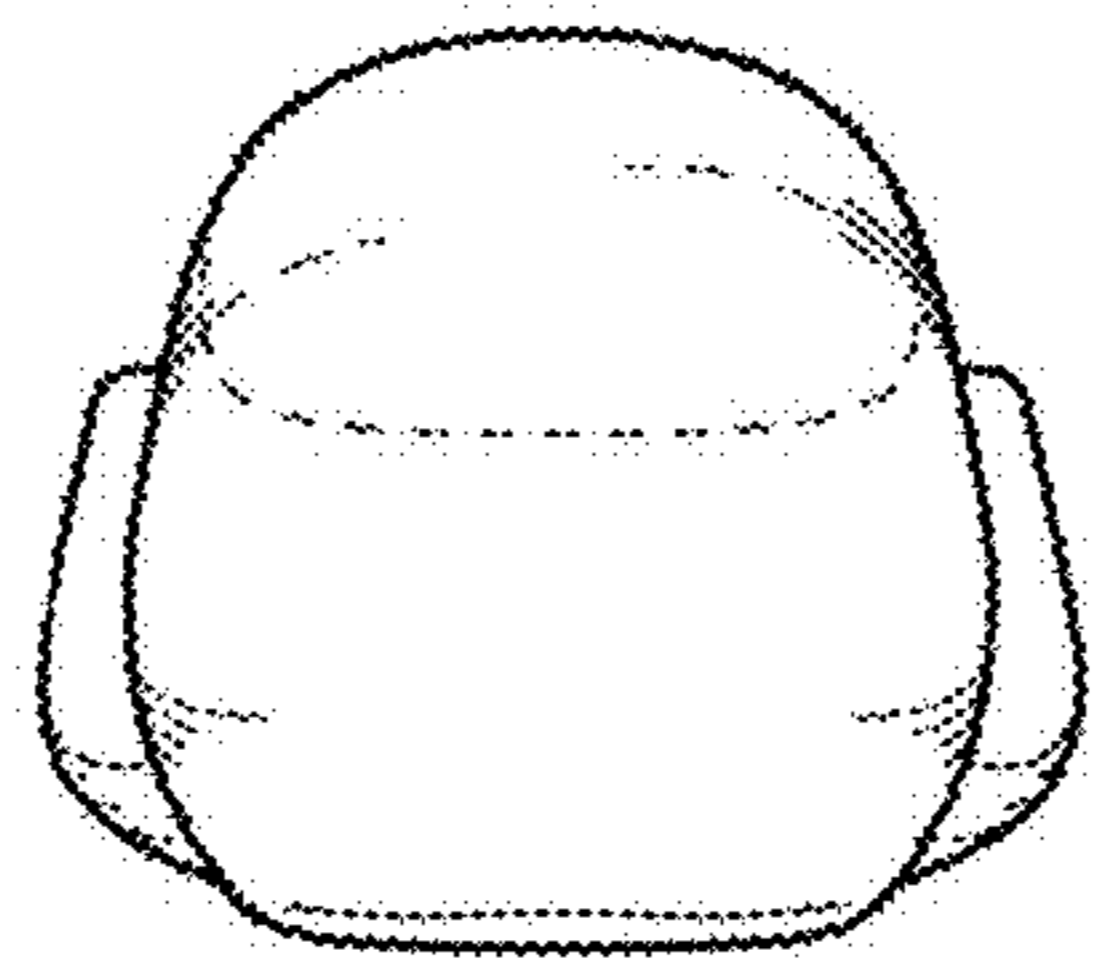


FIG. 5

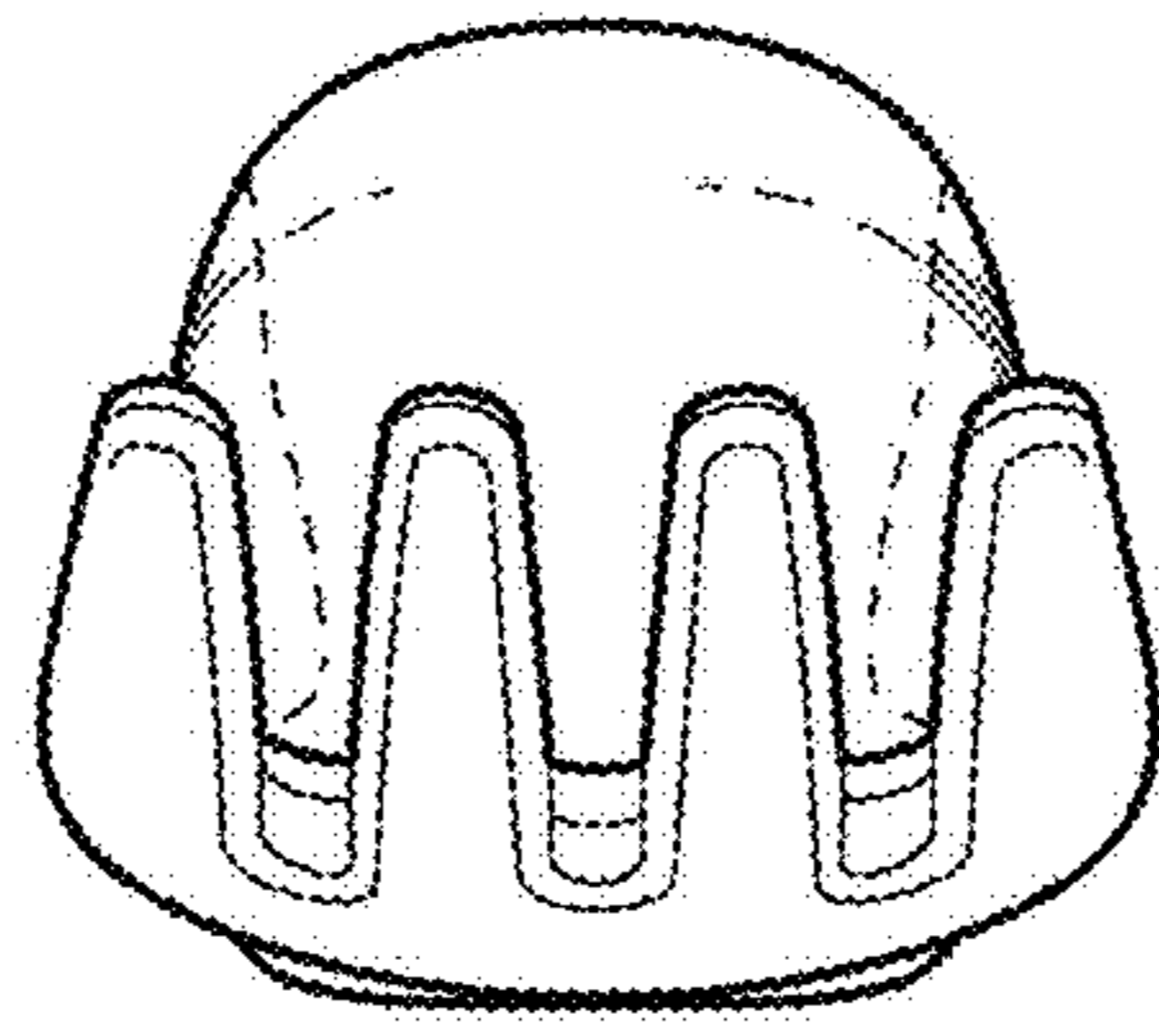


FIG. 6