

US00D834352S

(12) **United States Design Patent**
Oyekan

(10) **Patent No.:** **US D834,352 S**

(45) **Date of Patent:** **** Nov. 27, 2018**

(54) **TOWEL WITH DETACHABLE POCKET**

(71) Applicant: **Adekunbi Oyekan**, Grayson, GA (US)

(72) Inventor: **Adekunbi Oyekan**, Grayson, GA (US)

(**) Term: **15 Years**

(21) Appl. No.: **29/561,101**

(22) Filed: **Apr. 13, 2016**

(51) **LOC (11) Cl.** **06-13**

(52) **U.S. Cl.**
USPC **D6/608**

(58) **Field of Classification Search**
USPC D6/582-583, 587-592, 595-609,
D6/617-622; D2/719
CPC A47G 9/00; A47G 2009/001; A47G
2009/002; A47G 2009/003; A47G
2009/005; A47G 2009/006; A47G 9/02;
A47G 7/0215; A47G 9/0223; A47G
9/023; A47G 9/0238; A47G 9/06; A47G
9/062; A47G 9/066; A47G 9/068; A47G
9/0248; A47G 11/002; A47G 11/001;
A47G 11/003; A47G 9/08; A47G 9/04
See application file for complete search history.

(56) **References Cited**

U.S. PATENT DOCUMENTS

- 4,656,670 A * 4/1987 Schluter A41D 15/04
2/67
- D292,461 S * 10/1987 Shuckman 15/222
- D317,995 S * 7/1991 Crowley-McGregor 401/201
- D339,951 S * 10/1993 Parkison D6/608
- D341,285 S * 11/1993 Kraus D6/608
- D341,979 S * 12/1993 Peters D6/596
- 5,463,783 A * 11/1995 Pope A41D 15/04
2/88
- D382,757 S * 8/1997 Vick D6/608
- D384,853 S * 10/1997 Parker D6/596
- D389,362 S * 1/1998 Boulatian 5/419
- 6,023,797 A * 2/2000 Brumfield A47G 9/1045
383/4

- 6,142,963 A * 11/2000 Black A61H 23/0254
5/482
- D437,169 S * 2/2001 Sandbeck D6/595
- 6,408,462 B1 * 6/2002 Moore A41D 3/08
2/69
- D478,455 S 8/2003 Papazian
- D501,350 S * 2/2005 Kelly D2/719
- 6,851,127 B1 * 2/2005 Khan A41D 13/00
2/84

(Continued)

Primary Examiner — Mary Ann Calabrese

Assistant Examiner — Jennifer L Rempfer

(74) *Attorney, Agent, or Firm* — Walter A. Rodgers

(57) **CLAIM**

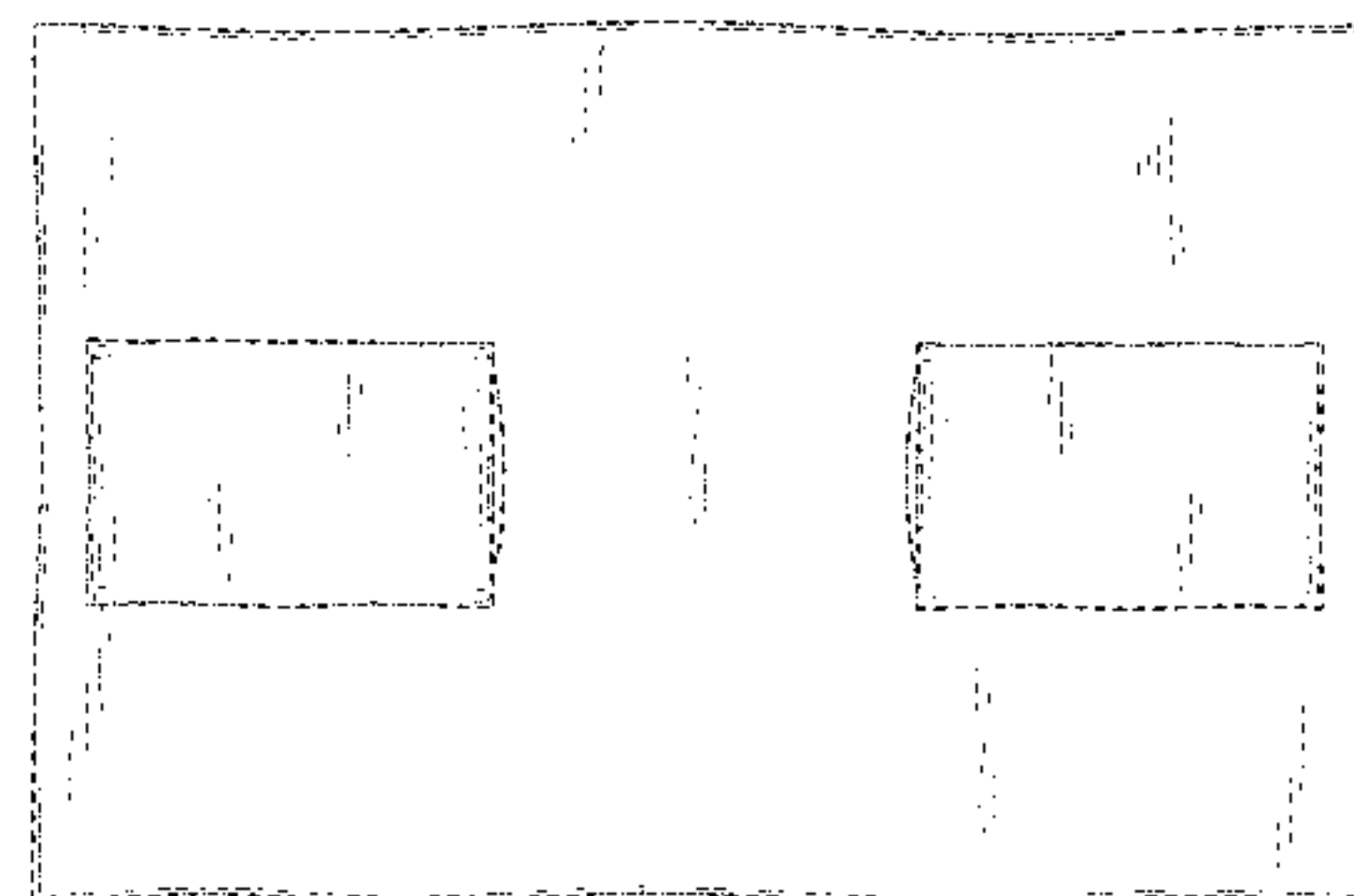
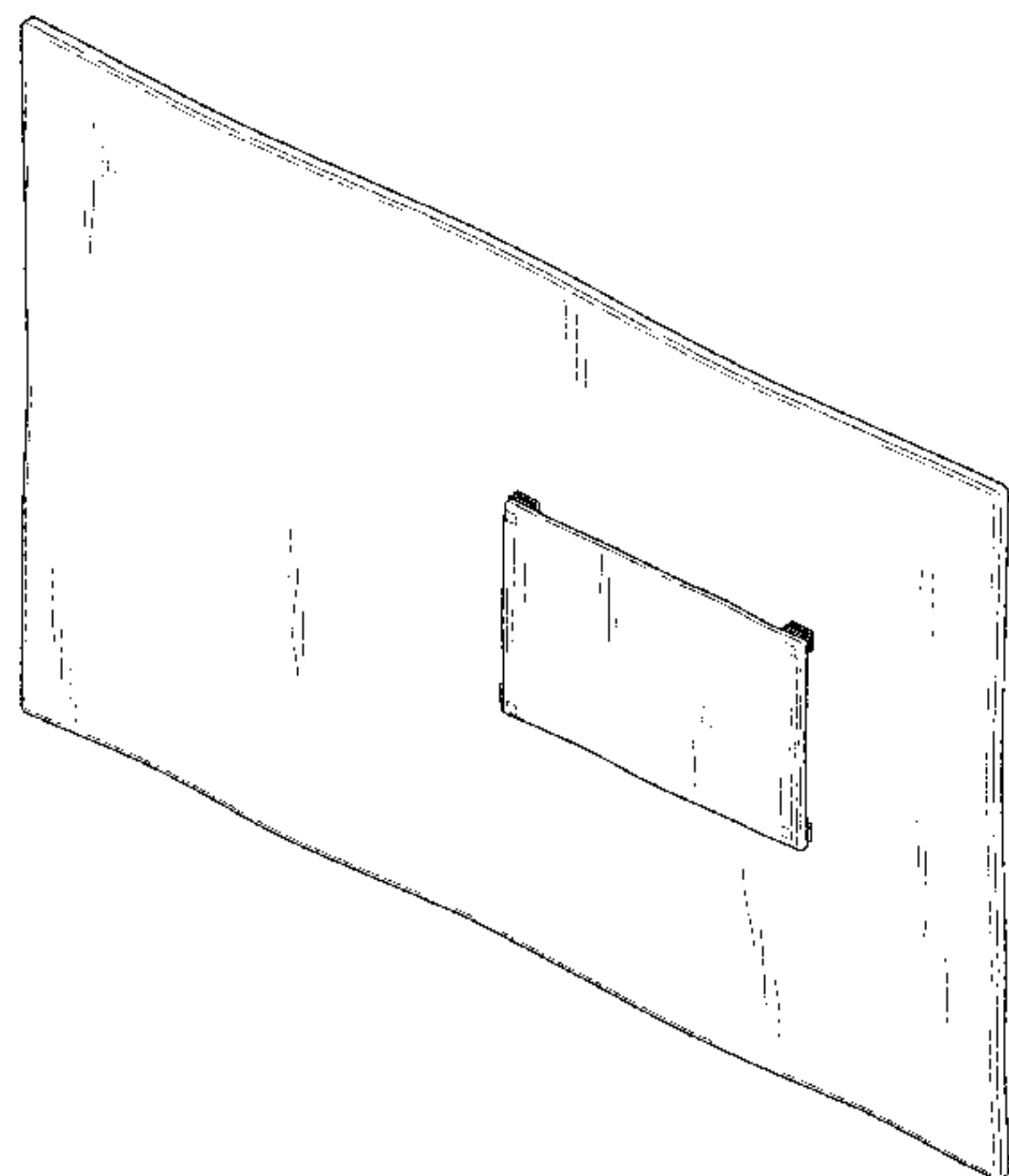
The ornamental design for a towel with detachment pocket, as shown and described.

DESCRIPTION

FIG. 1 is a perspective view of a towel with detachable pocket showing my new design;
 FIG. 2 is a front elevational view thereof;
 FIG. 3 is a rear elevational view thereof;
 FIG. 4 is a right-side elevational view thereof;
 FIG. 5 is a left-side elevational view thereof;
 FIG. 6 is a top plan view thereof;
 FIG. 7 is a bottom plan view thereof;
 FIG. 8 is an exploded perspective view thereof;
 FIG. 9 is a perspective view of a second embodiment of FIG. 1. the only difference being the pocket attachment means, it being understood that all other surfaces are the same as those of the first embodiment; and,
 FIG. 10 is a front elevational view of a third embodiment of FIG. 1, the only difference being the number of pockets, it being understood that all other surfaces are the same as those of the first embodiment.

The broken lines represent features of the design that form no part of the claim.

1 Claim, 6 Drawing Sheets



(56)

References Cited

U.S. PATENT DOCUMENTS

D531,443	S	*	11/2006	Sabeti	D6/608
D613,543	S	*	4/2010	Tinker, Sr.	D6/601
D658,422	S	*	5/2012	Mandell	D6/608
8,650,685	B1	*	2/2014	Ford	A41B 13/06 2/69
D710,131	S	*	8/2014	McNett	D6/596
D713,657	S	*	9/2014	McNett	D6/608
D792,679	S	*	7/2017	Gamble	D2/826

* cited by examiner

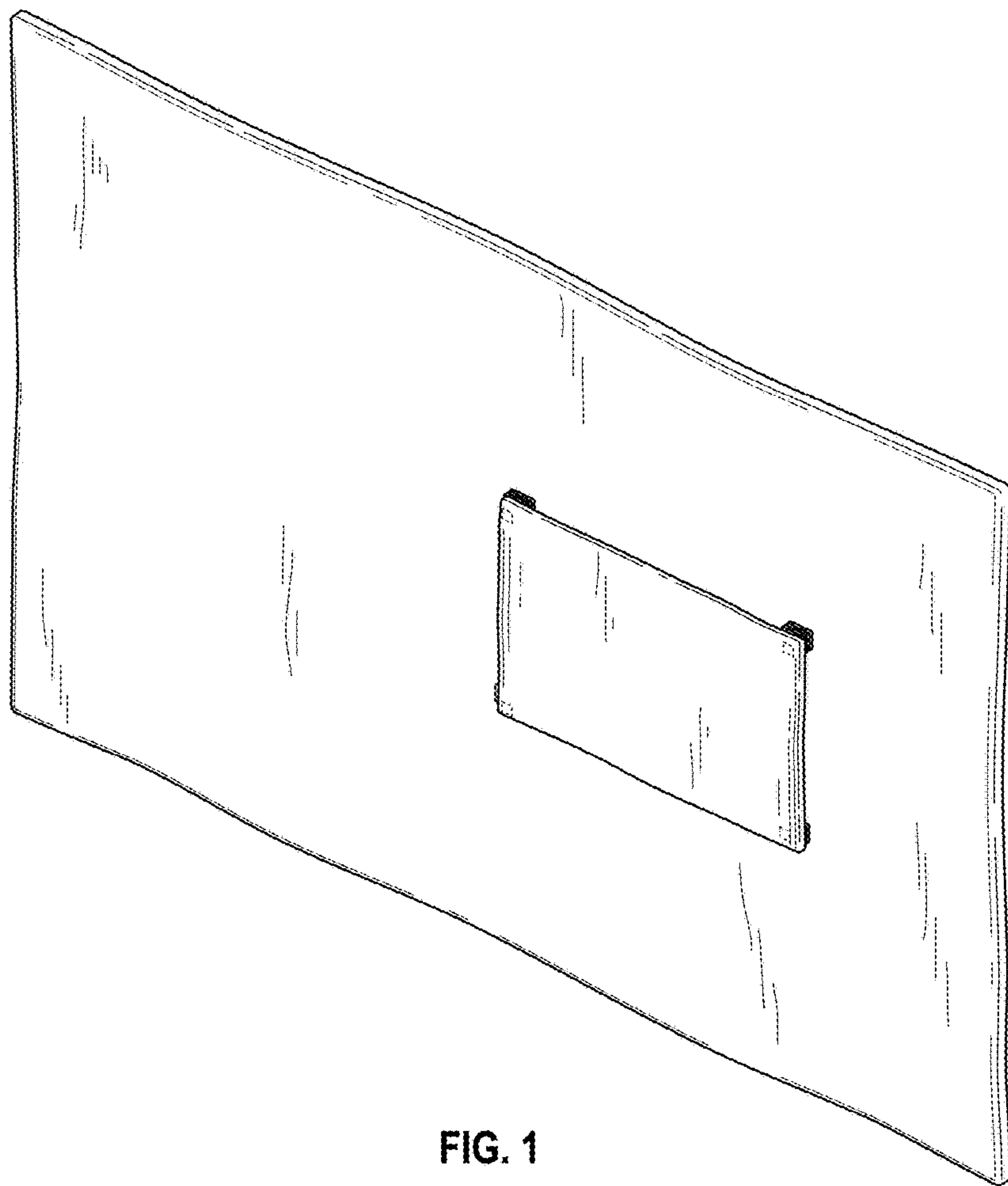


FIG. 1




FIG. 2

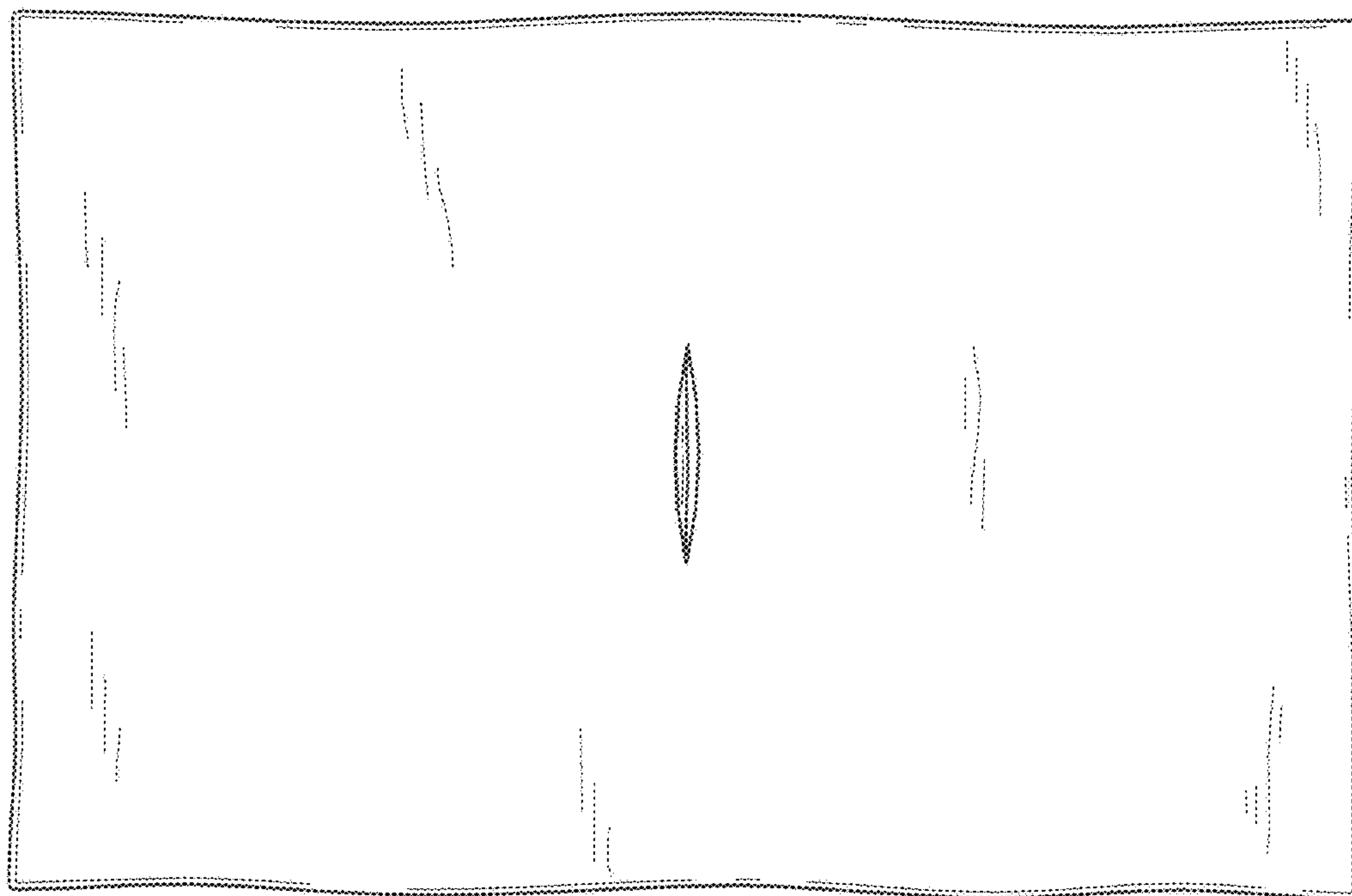


FIG. 3

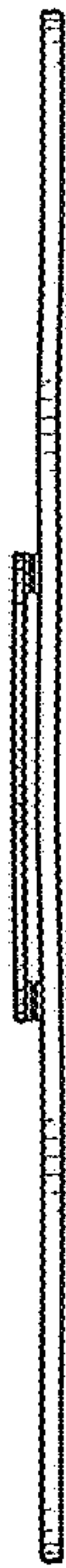


FIG. 4



FIG. 5

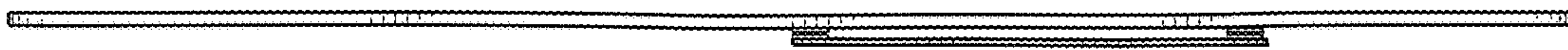


FIG. 6




FIG. 7

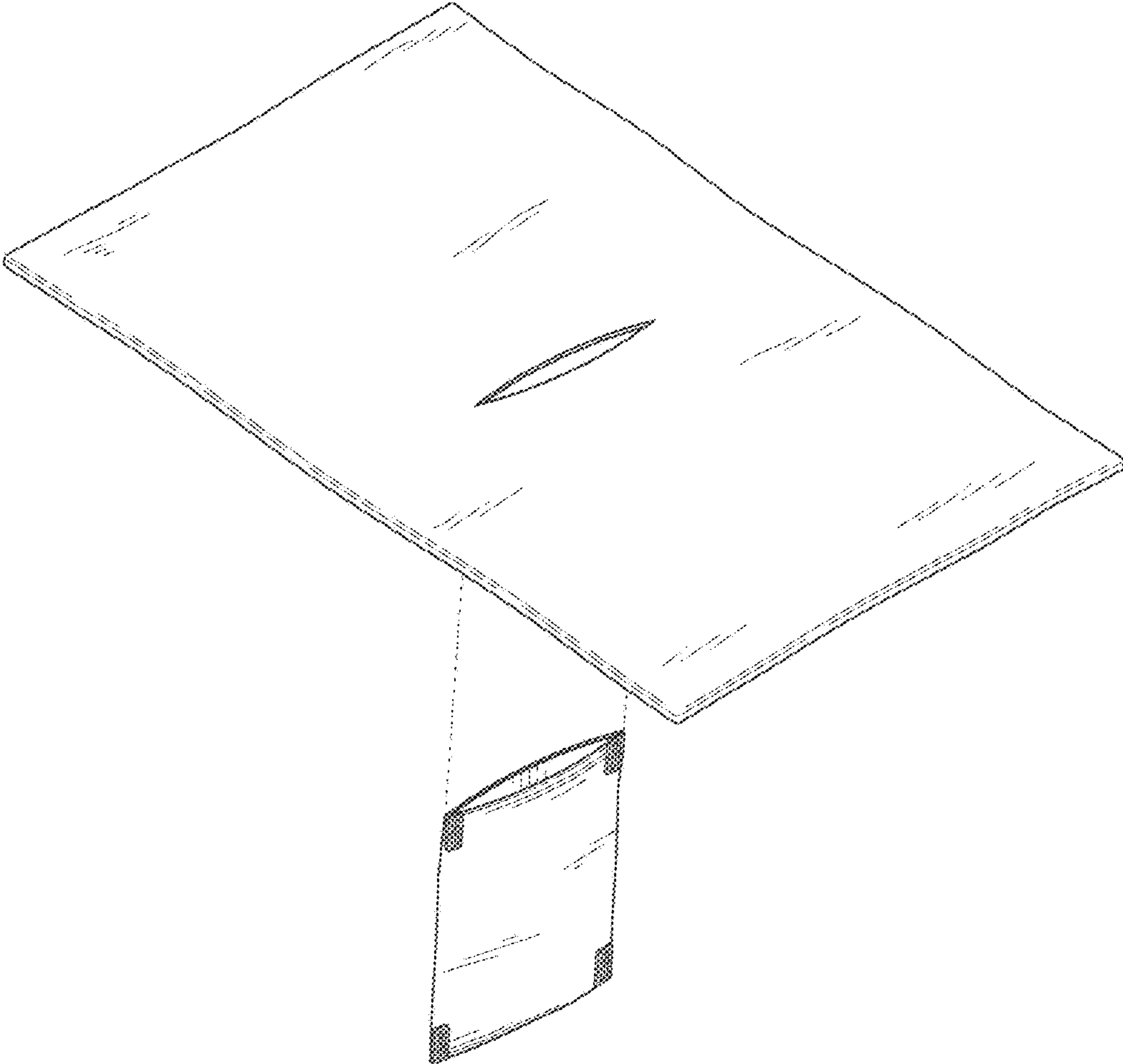


FIG. 8




FIG. 9

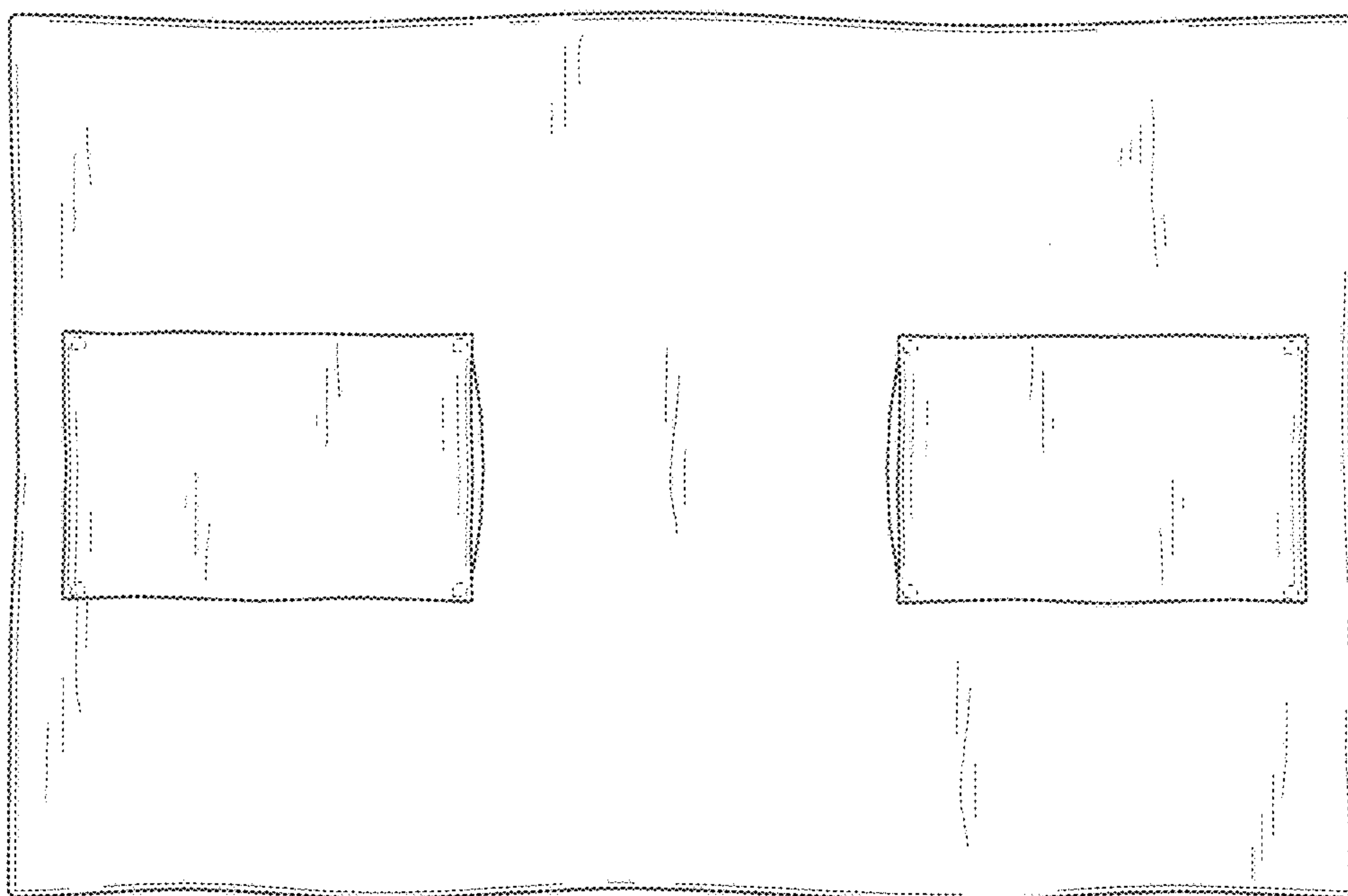


FIG. 10