



US00D834339S

(12) **United States Design Patent** (10) **Patent No.:** **US D834,339 S**
Silver (45) **Date of Patent:** **** Nov. 27, 2018**

(54) **PADDED STOOL WITH STORAGE**

(71) Applicant: **Safco Products Co.**, Minneapolis, MN (US)

(72) Inventor: **Eric M. Silver**, Minneapolis, MN (US)

(73) Assignee: **Safco Products Co.**, Minneapolis, MN (US)

(**) Term: **15 Years**

(21) Appl. No.: **29/601,925**

(22) Filed: **Apr. 27, 2017**

(51) **LOC (11) Cl.** **06-01**

(52) **U.S. Cl.**
USPC **D6/336; D6/349**

(58) **Field of Classification Search**
USPC D6/334–381, 716, 716.1–716.8, 601;
D24/200
CPC A47C 13/00; A47C 13/005; A47C 16/00;
A47C 16/02

See application file for complete search history.

(56) **References Cited**

U.S. PATENT DOCUMENTS

D139,504 S	*	11/1944	Sadler	297/183.1
D220,482 S	*	4/1971	Landberg	D6/330
D232,499 S	*	8/1974	Martinelli	D6/350
D351,508 S	*	10/1994	Bonazza	D6/336
D423,237 S	*	4/2000	Chang	D6/336
D461,061 S	*	8/2002	Kent	D6/336
D465,348 S	*	11/2002	Lucatello	D6/678
D468,915 S	*	1/2003	Talbott	D06F 95/002 D32/37
D483,190 S	*	12/2003	Richardson	D6/336
D502,023 S	*	2/2005	Anderson	D6/336
D557,910 S	*	12/2007	Saunders	D6/350
D647,313 S	*	10/2011	Chen	D6/364
D690,142 S	*	9/2013	Arko	D6/681
D728,951 S	*	5/2015	Yoshida	D6/349
D736,531 S	*	8/2015	Lan	D6/349
D782,836 S	*	4/2017	Roland	D6/333

OTHER PUBLICATIONS

Photographs of a stool in the Evolve collection by RT London, which was publicly available prior to Apr. 27, 2017, the filing date of the instant application.

* cited by examiner

Primary Examiner — Deanna L Pratt

(74) *Attorney, Agent, or Firm* — Fredrikson & Byron, P.A.

(57) **CLAIM**


We claim the ornamental design for a padded stool with storage, as shown and described.

DESCRIPTION

FIG. 1 is an upper front perspective view of a padded stool with storage of our design;
 FIG. 2 is a front elevational view thereof;
 FIG. 3 is a rear elevational view thereof;
 FIG. 4 is an upper view thereof;
 FIG. 5 is a bottom view thereof;
 FIG. 6 is an end view thereof, showing the padded end;
 FIG. 7 is an end view thereof, showing the unpadded end opposite to the padded end;
 FIG. 8 is a second upper front perspective view thereof, showing an orientation for one possible use, supporting a user in a perching position;
 FIG. 9 is a third upper front perspective view thereof, showing an orientation for a second possible use, supporting a user in a sitting position; and,
 FIG. 10 is a rear perspective view thereof, showing an orientation for a third possible use, holding luggage in a storage area.

The broken lines in the drawings illustrate portions of the padded stool with storage that form no part of the claimed design.

1 Claim, 9 Drawing Sheets



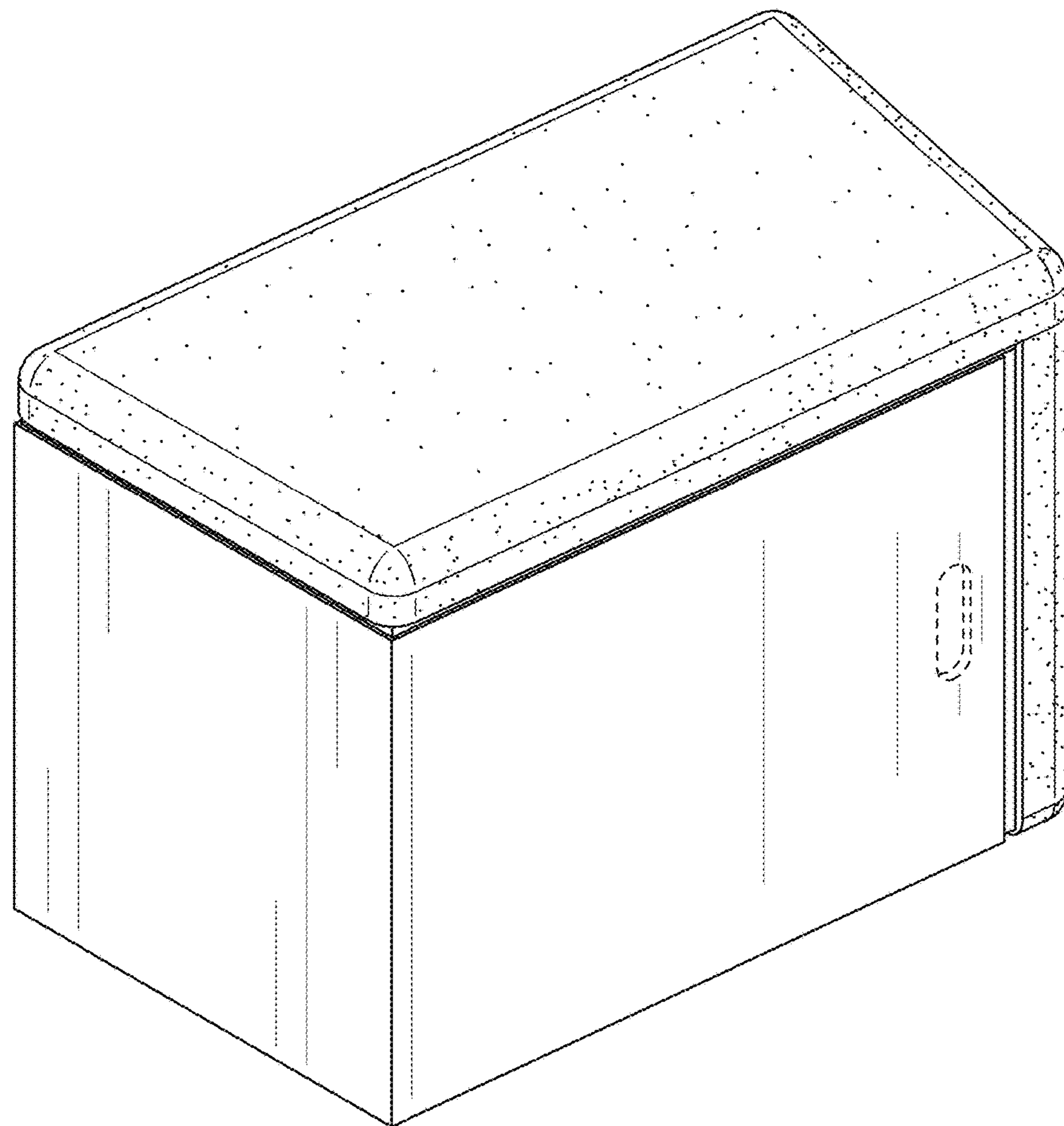


FIG. 1




FIG. 2




FIG. 3

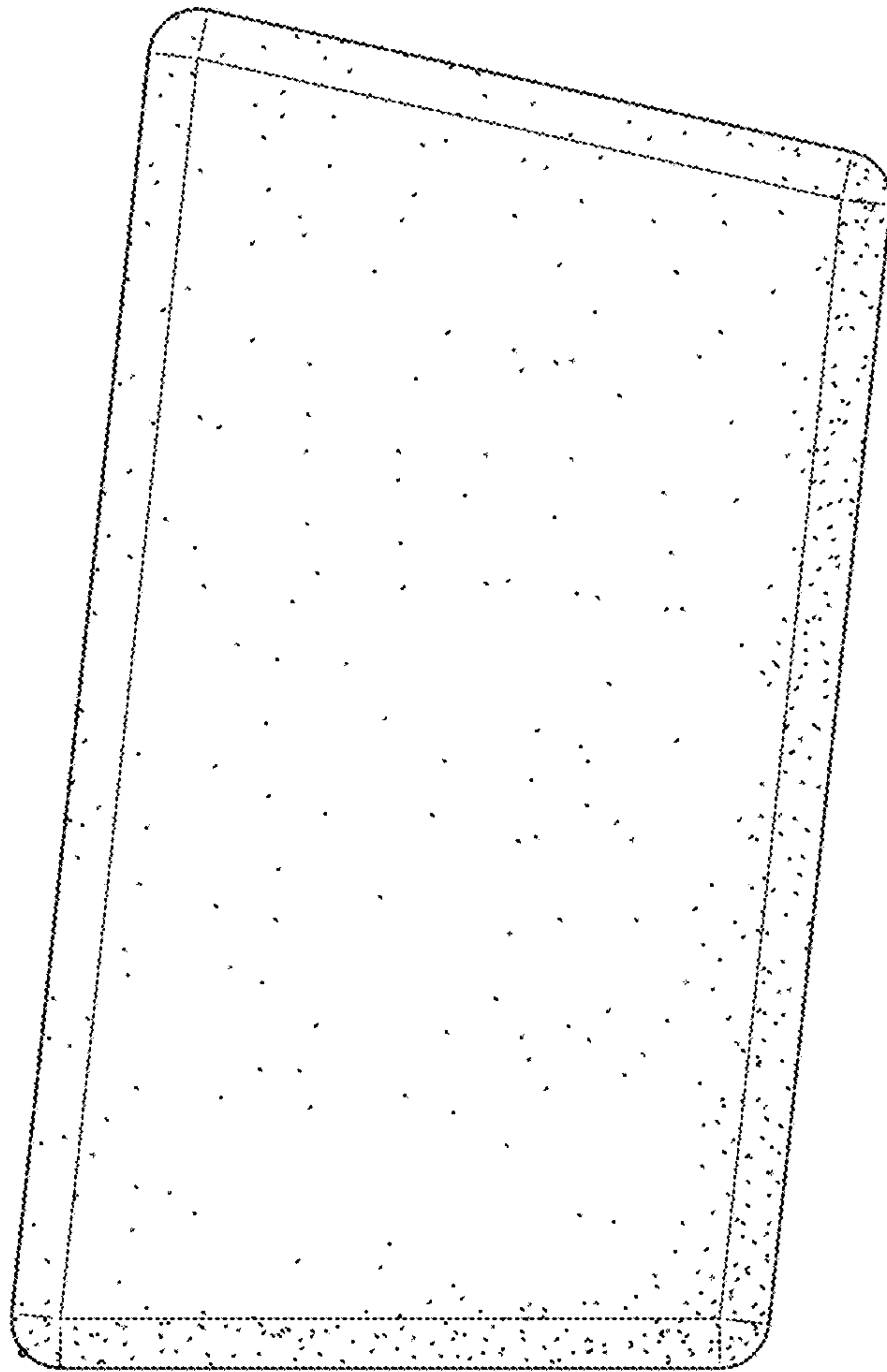


FIG. 4




FIG. 5

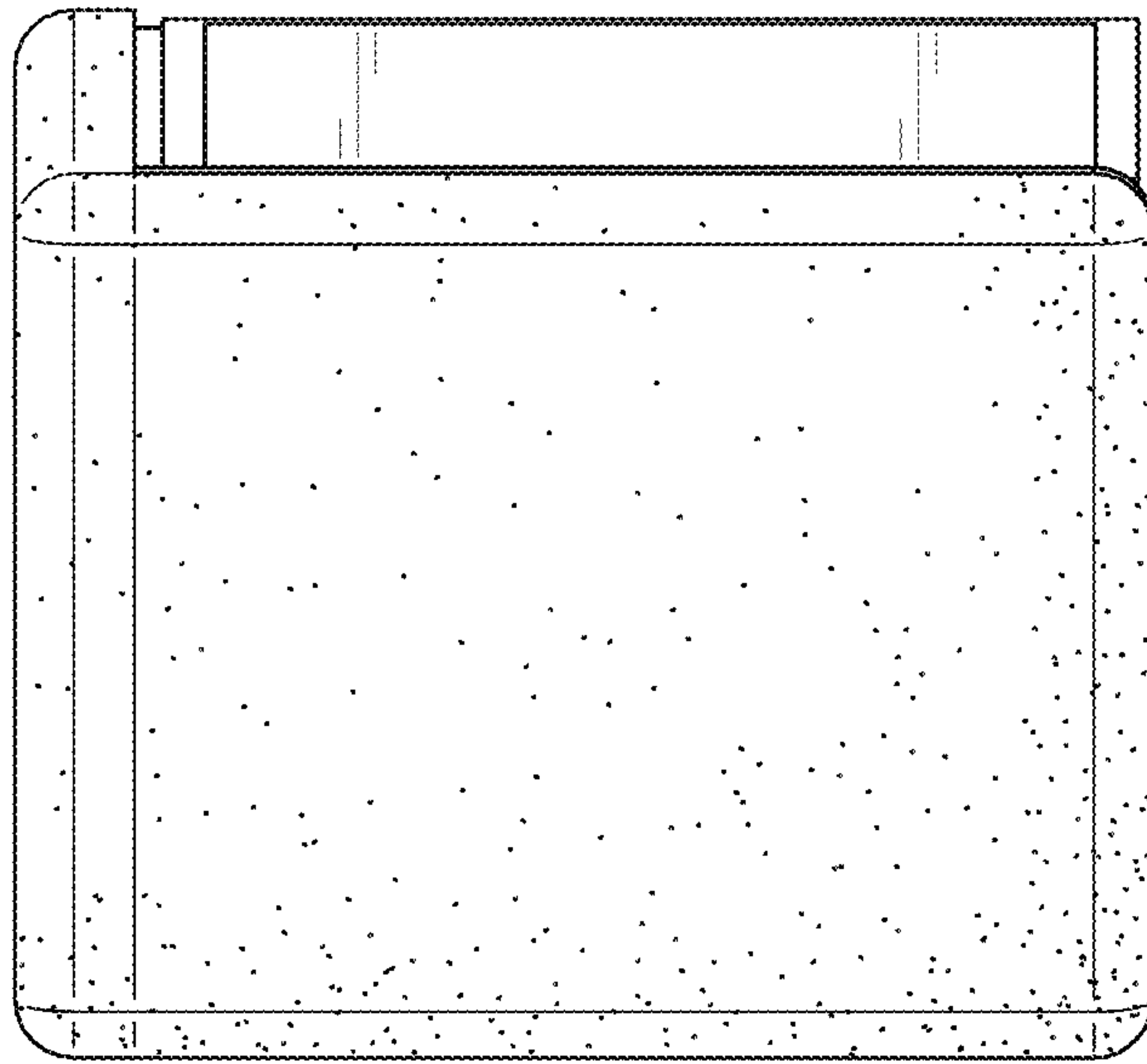


FIG. 6

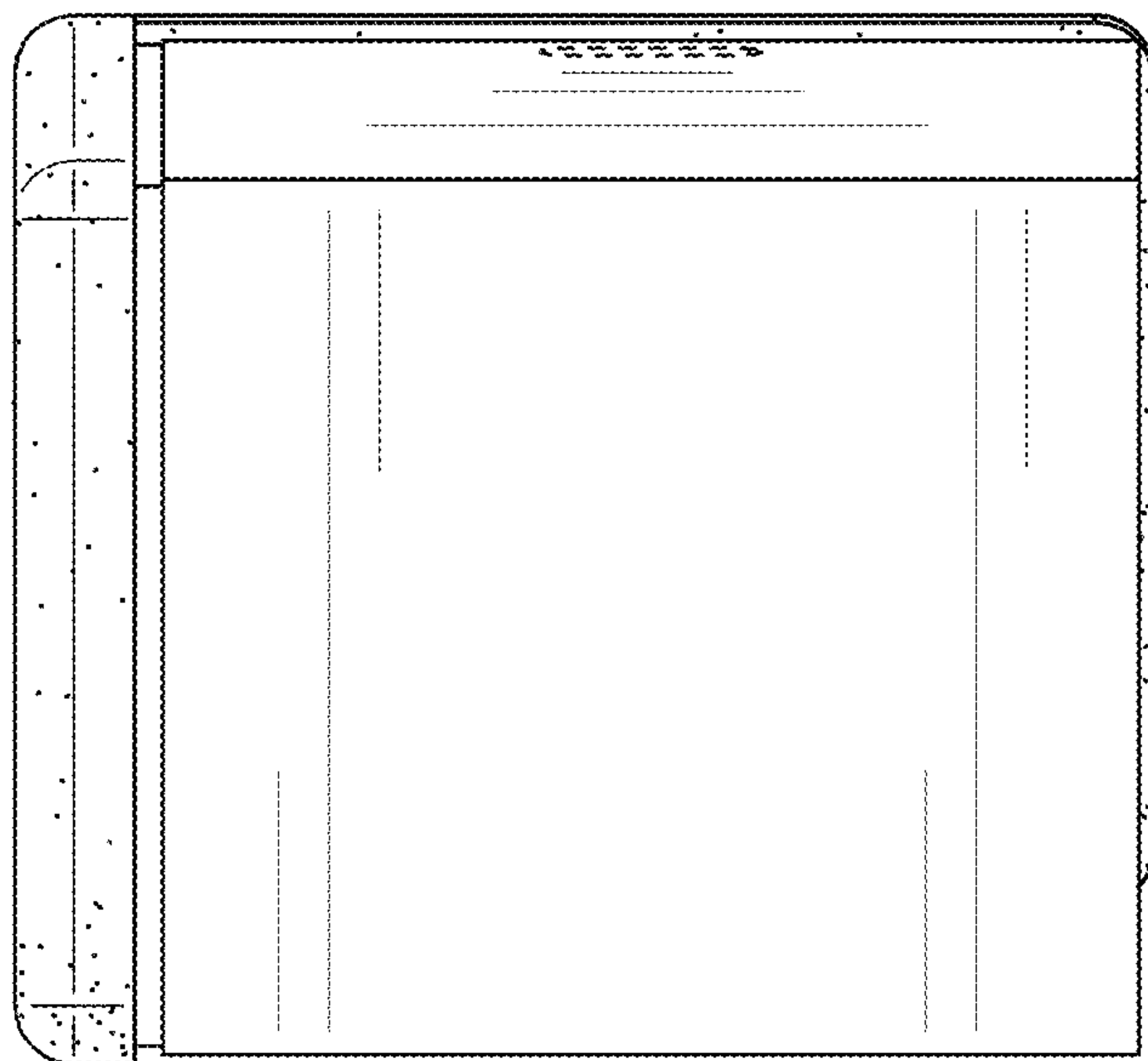


FIG. 7




FIG. 8




FIG. 9

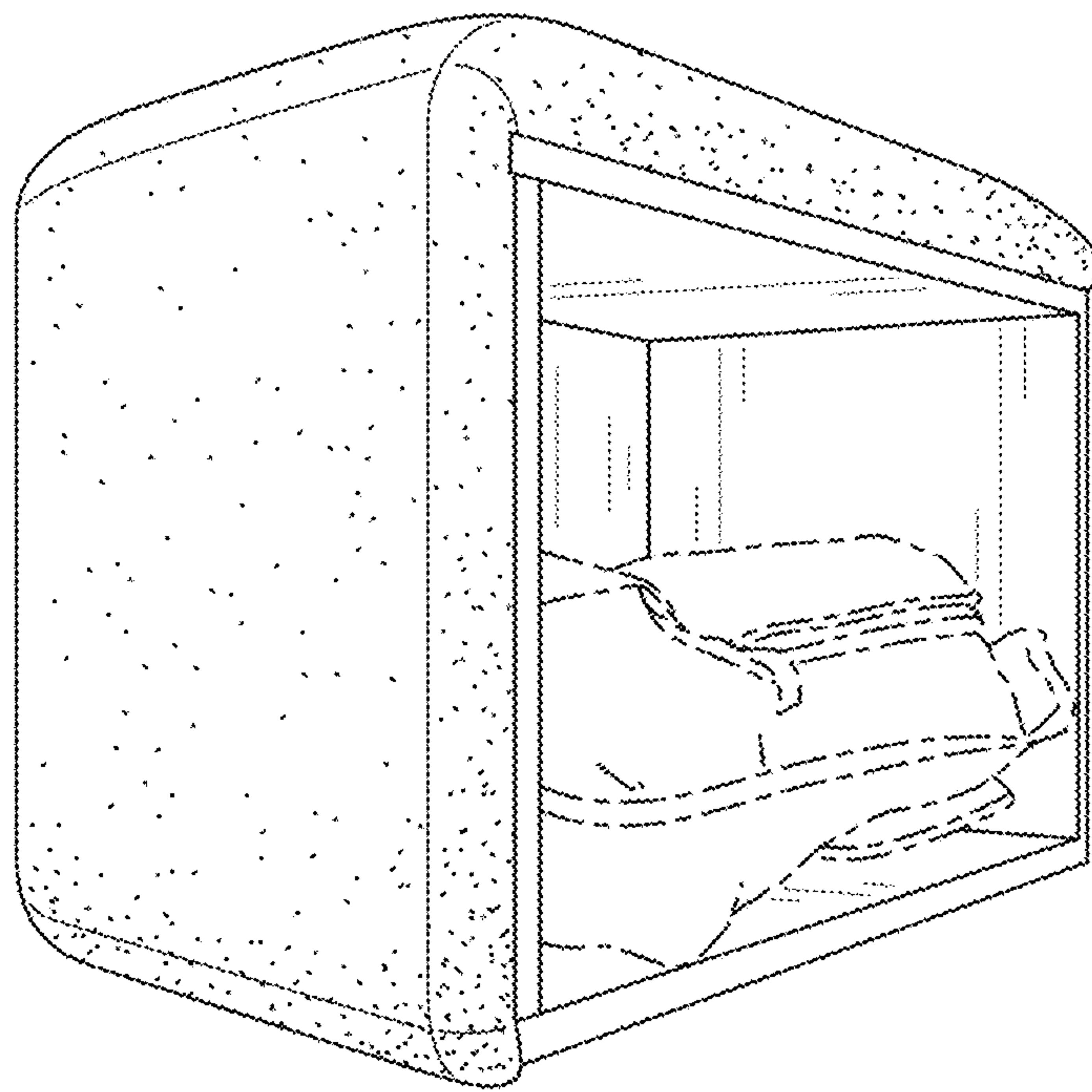


FIG. 10