



US00D834321S

(12) **United States Design Patent** (10) **Patent No.:** **US D834,321 S**  
**Demarest et al.** (45) **Date of Patent:** **\*\* Nov. 27, 2018**

(54) **ORAL CARE IMPLEMENT** 3,378,017 A \* 4/1968 Stiles ..... A61C 15/046  
132/324  
(71) Applicant: **COLGATE-PALMOLIVE** D251,513 S \* 4/1979 Kent ..... D28/68  
**COMPANY**, New York, NY (US) D251,859 S \* 5/1979 Kent ..... D28/68  
D323,721 S \* 2/1992 Bushberger ..... D28/68  
(72) Inventors: **Scott Demarest**, Basking Ridge, NJ D336,567 S 6/1993 Glover  
(US); **Michael Terranova**, Fairfield, CT D343,477 S \* 1/1994 Ichikawa ..... D28/68  
(US); **Patricia Leunis**, Anieres (CH); D358,002 S \* 5/1995 Rakocy ..... D28/68  
**Raymond Clepper**, Brooklyn, NY D398,077 S \* 9/1998 Young ..... D28/66  
(US); **Renee Marie Riethmiller**, D476,486 S 7/2003 Whitney  
Larchmont, NY (US) (Continued)

(73) Assignee: **Colgate-Palmolive Company**, New York, NY (US)

(\*\*) Term: **15 Years**

(21) Appl. No.: **29/607,205**

(22) Filed: **Jun. 12, 2017**

**Related U.S. Application Data**

(62) Division of application No. 29/576,454, filed on Sep. 2, 2016, now Pat. No. Des. 790,861, which is a division of application No. 29/529,803, filed on Jun. 10, 2015, now Pat. No. Des. 768,386.

(51) **LOC (11) Cl.** ..... **04-02**

(52) **U.S. Cl.**  
USPC ..... **D4/100**; D28/68

(58) **Field of Classification Search**  
USPC ..... D4/100-102, 104-118, 124-125,  
D4/127-132, 136, 138; D28/65-68  
CPC ..... A46B 5/00; A46B 5/0004; A46B 5/0008;  
A46B 5/0012; A46B 5/002; A46B  
5/0095; A46B 9/04; A46B 11/0006; A46B  
2200/1066; A61B 17/24; A61C 17/16  
See application file for complete search history.

(56) **References Cited**

**U.S. PATENT DOCUMENTS**

2,467,221 A \* 4/1949 Pastl ..... A61C 15/046  
132/326  
D209,395 S 11/1967 Gilbert

**OTHER PUBLICATIONS**

U.S. Appl. No. 29/576,454, filed Sep. 2, 2016  
(Continued)

*Primary Examiner* — Jeffrey D Asch  
*Assistant Examiner* — Rebekah A Caruso


(57) **CLAIM**

The ornamental design for an oral care implement, as shown and described.

**DESCRIPTION**

FIG. 1 is a perspective view of the new design;  
FIG. 2 is a right side view thereof;  
FIG. 3 is a left side view thereof;  
FIG. 4 is a rear view thereof;  
FIG. 5 is a front view thereof;  
FIG. 6 is a top view thereof; and,  
FIG. 7 is a bottom view thereof.  
All broken lines shown in the drawings are directed to environment, wherein the two broken line ovals on the side of the article and the broken line circle on the bottom of the article are superimposed on a continuous surface. The broken lines form no part of the claimed design.

**1 Claim, 4 Drawing Sheets**



(56)

References Cited

U.S. PATENT DOCUMENTS

6,689,078 B1 2/2004 Rehkemper  
 D503,496 S \* 3/2005 Nanda ..... D28/68  
 D521,189 S \* 5/2006 Winkler ..... D28/66  
 7,168,122 B1 1/2007 Riddell  
 D577,492 S 9/2008 Crossman  
 7,670,141 B2 3/2010 Thomas  
 D636,604 S 4/2011 Zhuan  
 D649,787 S 12/2011 Ivarsson  
 D696,023 S 12/2013 Gebski  
 D696,517 S 12/2013 Gebski  
 D718,056 S 11/2014 Massee  
 D718,057 S 11/2014 Massee  
 D719,737 S 12/2014 Adriaenssen  
 D749,324 S 2/2016 Cessot  
 D749,852 S 2/2016 Since  
 D749,853 S 2/2016 Cessot  
 D759,381 S 6/2016 Watkins  
 D765,415 S 9/2016 Zhen

D767,896 S 10/2016 Shigeno  
 D768,386 S \* 10/2016 Demarest ..... D4/100  
 D771,955 S 11/2016 Chitayat  
 D778,057 S \* 2/2017 Sohn ..... D4/101  
 D790,861 S \* 7/2017 Demarest ..... D4/101  
 2003/0221269 A1 12/2003 Zhuan  
 2004/0079384 A1 4/2004 Lai  
 2011/0232012 A1 9/2011 Nanda  
 2013/0318729 A1 12/2013 Suwanbutr  
 2014/0310900 A1 10/2014 Curry

OTHER PUBLICATIONS

U.S. Appl. No. 29/529,803, filed Jun. 10, 2015.  
 Grundig, TB 8030 Sonic Toothbrush, as posted on Conrad.com, no  
 posting date available [site visited Apr. 11, 2016] Available on the  
 Internet: U RL <[http://www.conrad.com/ce/en/product/860389/  
 Electric-toothbrush-Grundig-TB-8030-Sonic-toothbrush-  
 Biuewhite](http://www.conrad.com/ce/en/product/860389/Electric-toothbrush-Grundig-TB-8030-Sonic-toothbrush-Biuewhite)>.

\* cited by examiner

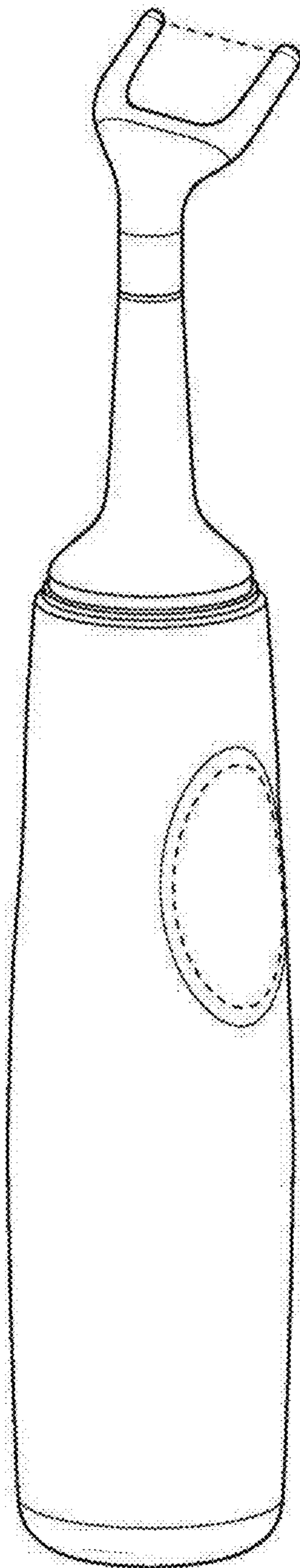


FIG. 1

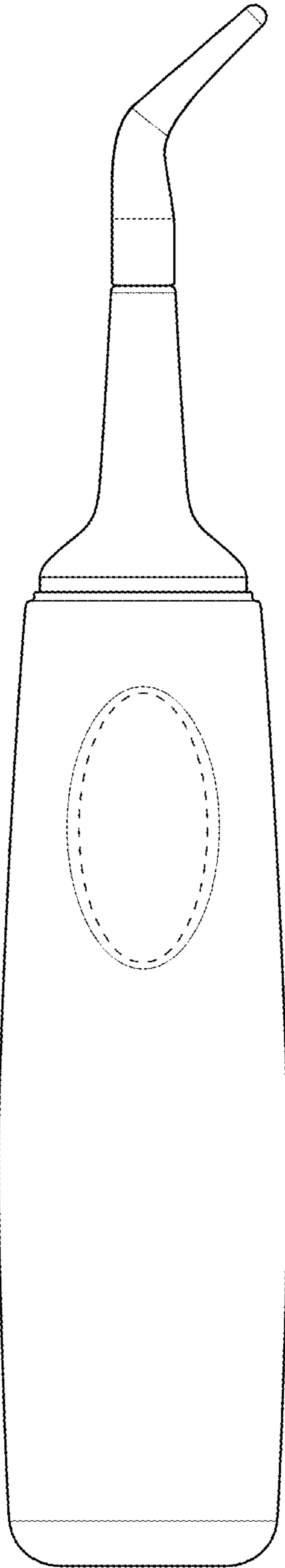


FIG. 2

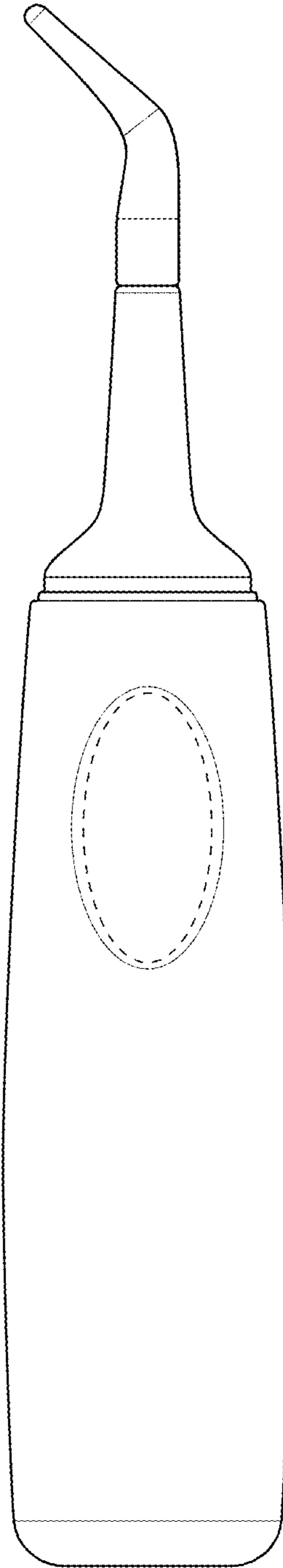


FIG. 3

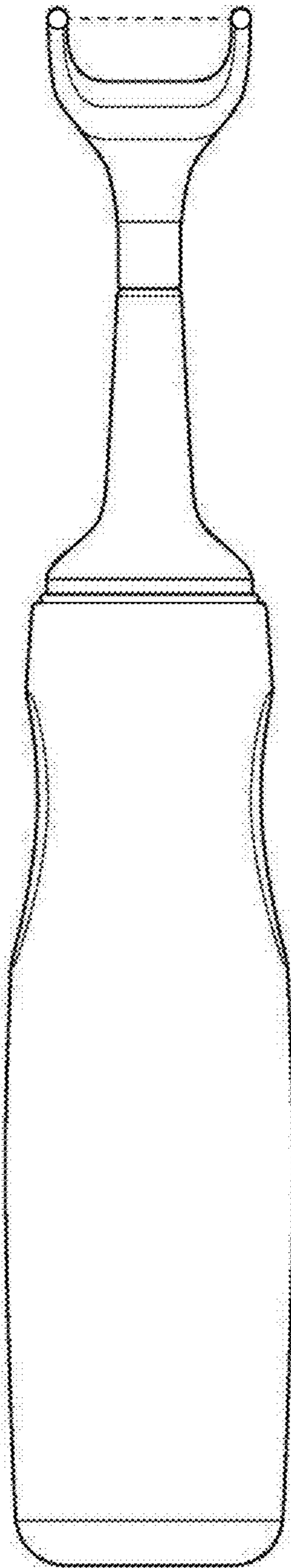


FIG. 4

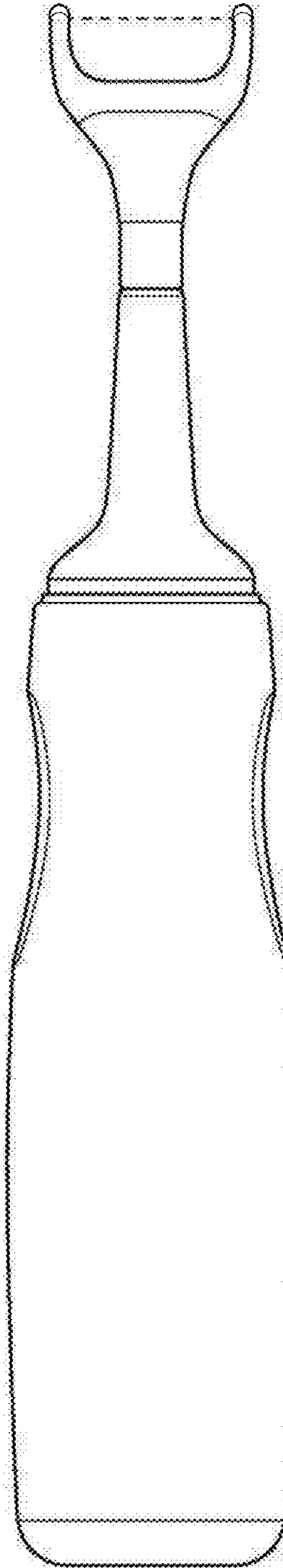


FIG. 5



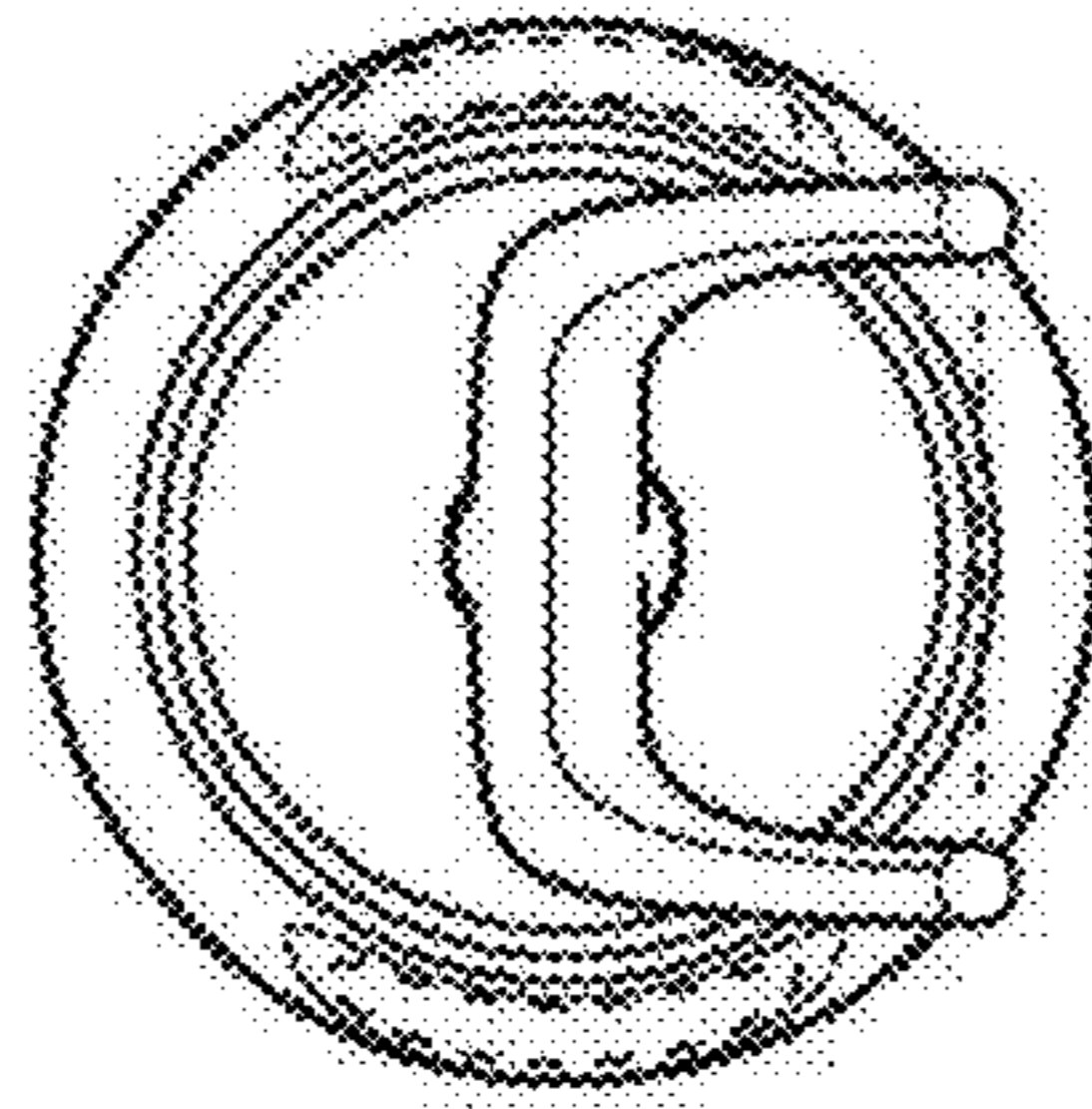


FIG. 6

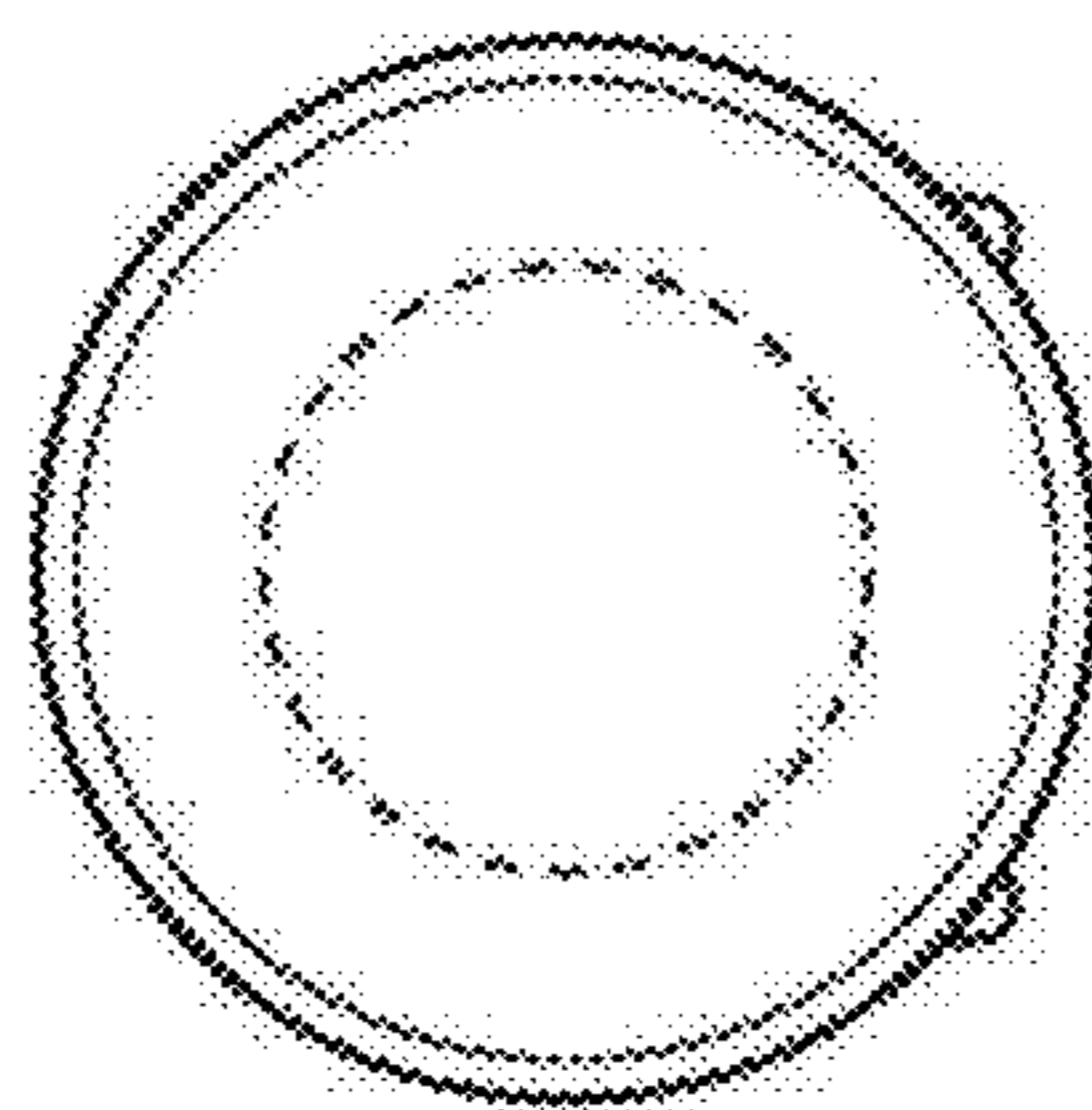


FIG. 7