



US00D834312S

(12) **United States Design Patent**  
**Har-Lev**

(10) **Patent No.:** **US D834,312 S**

(45) **Date of Patent:** **\*\* Nov. 27, 2018**

- (54) **SPORTING BALL HOLDER WITH AN AIR PUMP**
- (71) Applicant: **Arnon Har-Lev**, Los Angeles, CA (US)
- (72) Inventor: **Arnon Har-Lev**, Los Angeles, CA (US)
- (\*\*) Term: **15 Years**
- (21) Appl. No.: **29/587,503**
- (22) Filed: **Dec. 13, 2016**
- (51) **LOC (11) Cl.** ..... **03-01**
- (52) **U.S. Cl.**  
USPC ..... **D3/257**; D21/698
- (58) **Field of Classification Search**  
USPC ..... D21/698, 699, 705, 707-709, 713-718,  
D21/722, 780, 787-789, 791, 799.1, 804;  
D3/257, 259  
CPC ... A63B 37/00; A63B 37/0022; A63B 37/001;  
A63B 37/0011; A63B 37/12; A63B  
37/14; A63B 39/00; A63B 39/06; A63B  
41/00; A63B 43/00; A63B 43/008; A63B  
43/02; A63B 43/06; A63B 47/00; A63B  
57/20; A63B 59/20; A63B 63/00; A63B  
2063/001; A63B 67/10; A63B 2069/0008;  
A63B 69/002; A63B 69/345; A63B  
69/34; A63B 69/201; A63B 69/205; A63B  
71/14; A63B 71/143; A63B 71/145; A65B  
69/00

See application file for complete search history.

(56) **References Cited**

**U.S. PATENT DOCUMENTS**

- 1,506,778 A \* 9/1924 Senn ..... A63D 5/00  
473/127
- 4,332,383 A \* 6/1982 Milden ..... A63B 43/02  
473/127
- D277,903 S \* 3/1985 Starzec ..... D3/258

- 5,135,275 A \* 8/1992 Kettelson ..... A63B 47/007  
206/315.91
- 5,145,229 A \* 9/1992 Metzger ..... A63B 47/007  
294/15
- D350,693 S \* 9/1994 Pratt ..... 206/315.9
- D433,101 S \* 10/2000 Chern ..... D23/231
- D542,526 S \* 5/2007 Zellmer ..... D3/257
- 8,627,952 B2 \* 1/2014 Glinert ..... A63B 47/00  
206/315.9
- D719,133 S \* 12/2014 Gan ..... D14/205
- D724,559 S \* 3/2015 Reaux ..... D14/205
- D724,560 S \* 3/2015 Galler ..... D14/205
- 2017/0167477 A1 \* 6/2017 Hermansen ..... F04B 33/005

\* cited by examiner

*Primary Examiner* — Michael A. Pratt

*Assistant Examiner* — Wendy L Arminio

(74) *Attorney, Agent, or Firm* — QuickPatents, LLC;  
Kevin Prince

(57) **CLAIM**

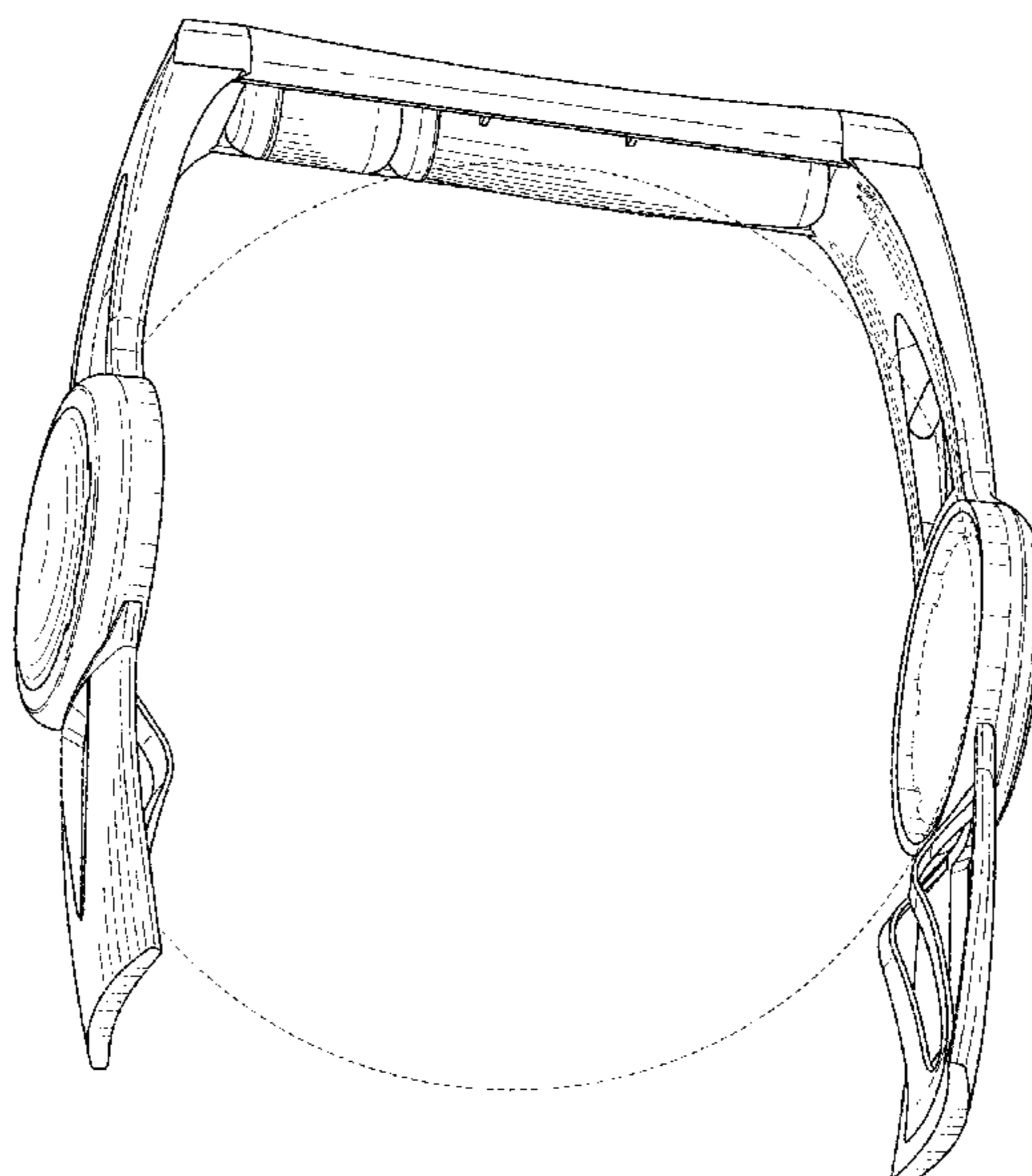
I claim the ornamental design for a sporting ball holder with an air pump, as shown and described.

**DESCRIPTION**

FIG. 1 is a perspective view of a sporting ball holder with an air pump, showing my new design;  
 FIG. 2 is a front elevational view thereof;  
 FIG. 3 is a rear elevational view thereof;  
 FIG. 4 is a left-side elevational view thereof;  
 FIG. 5 is a right-side elevational view thereof;  
 FIG. 6 is a top plan view thereof; and,  
 FIG. 7 is a bottom plan view thereof.

The broken lines showing a sporting ball in FIG. 1 depict environmental matter and form no part of the claimed design. All other broken lines depict portions of the sporting ball holder with an air pump that form no part of the claimed design.

**1 Claim, 5 Drawing Sheets**



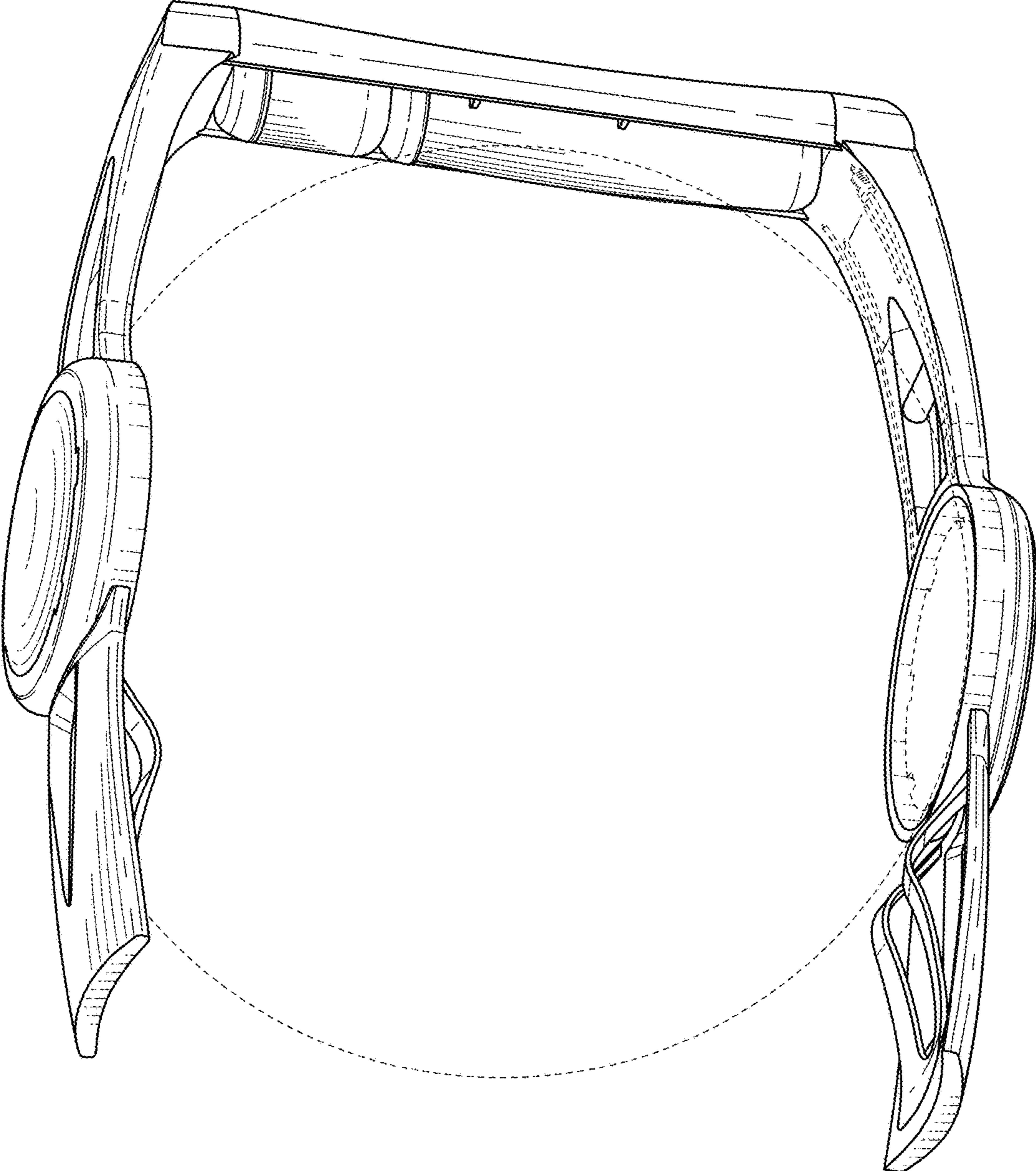


FIG. 1

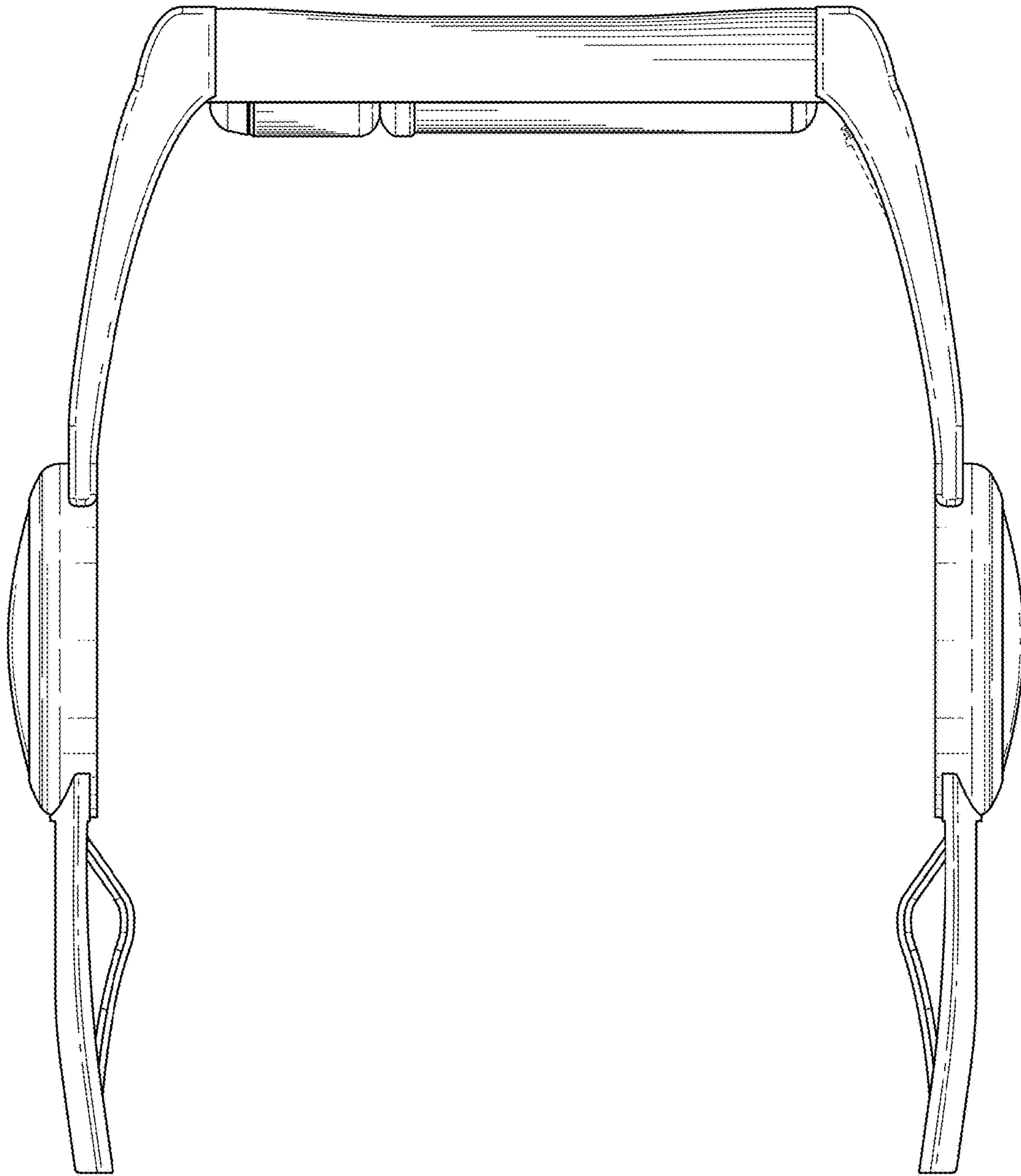


FIG. 2

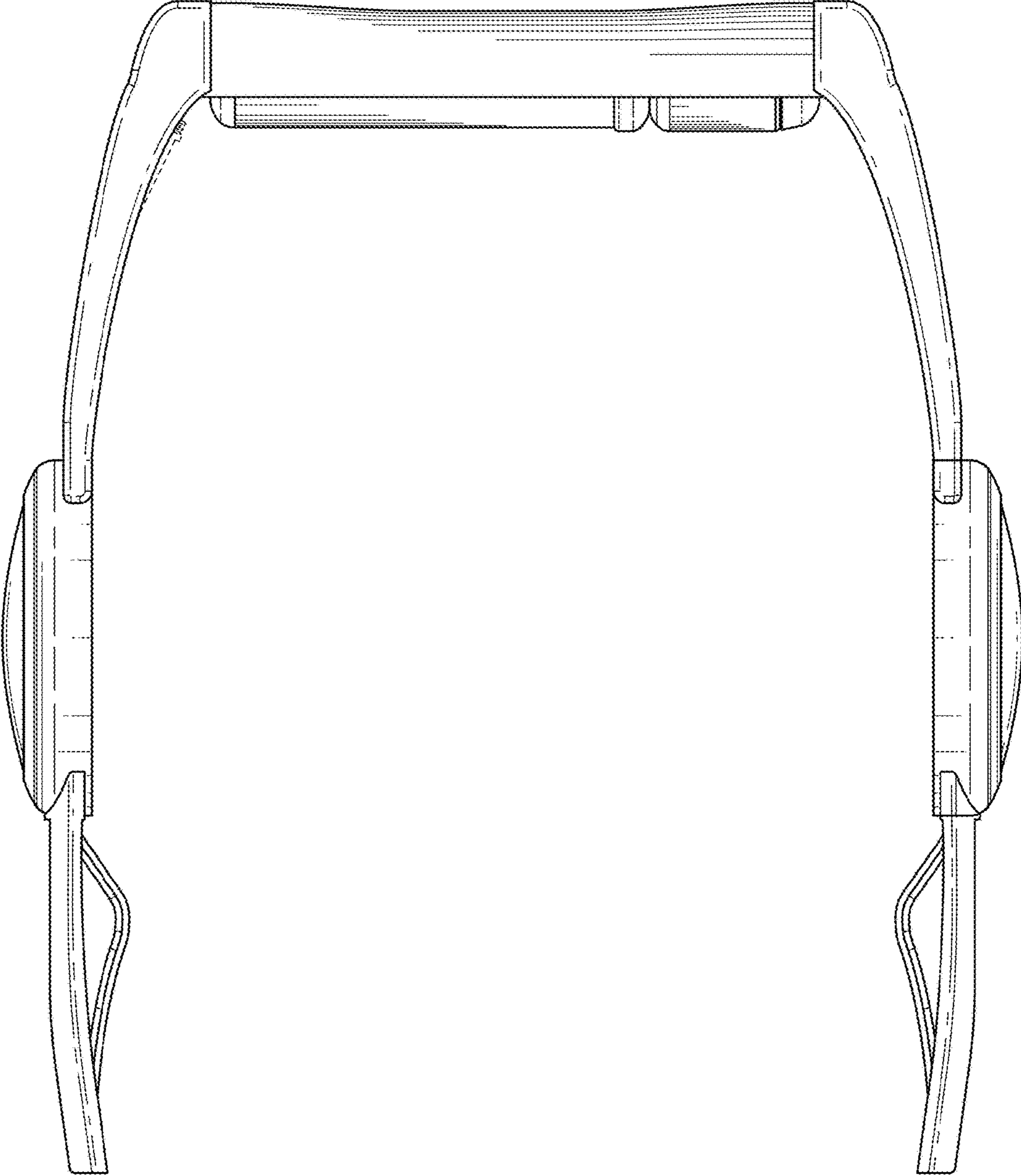


FIG. 3

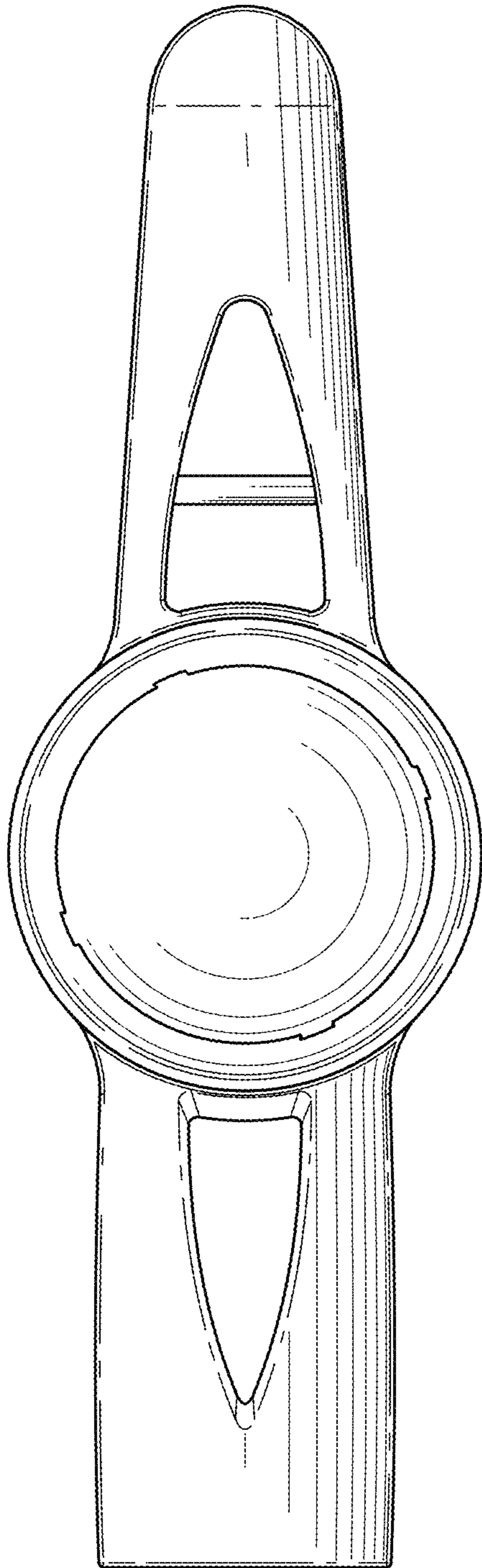


FIG. 4

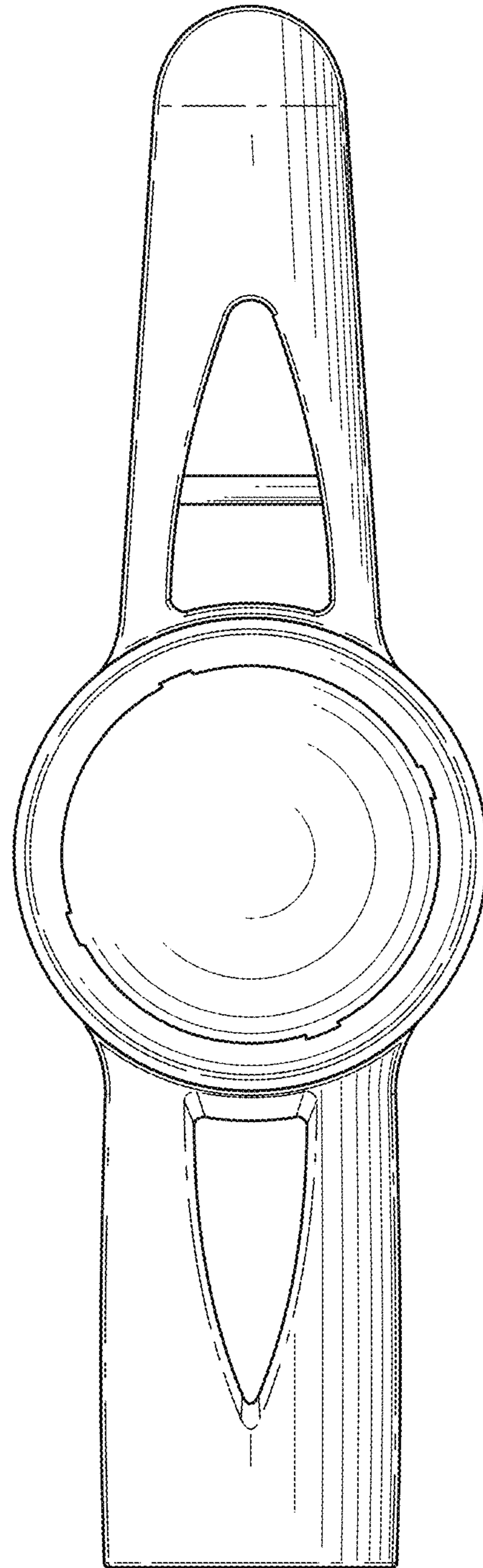


FIG. 5

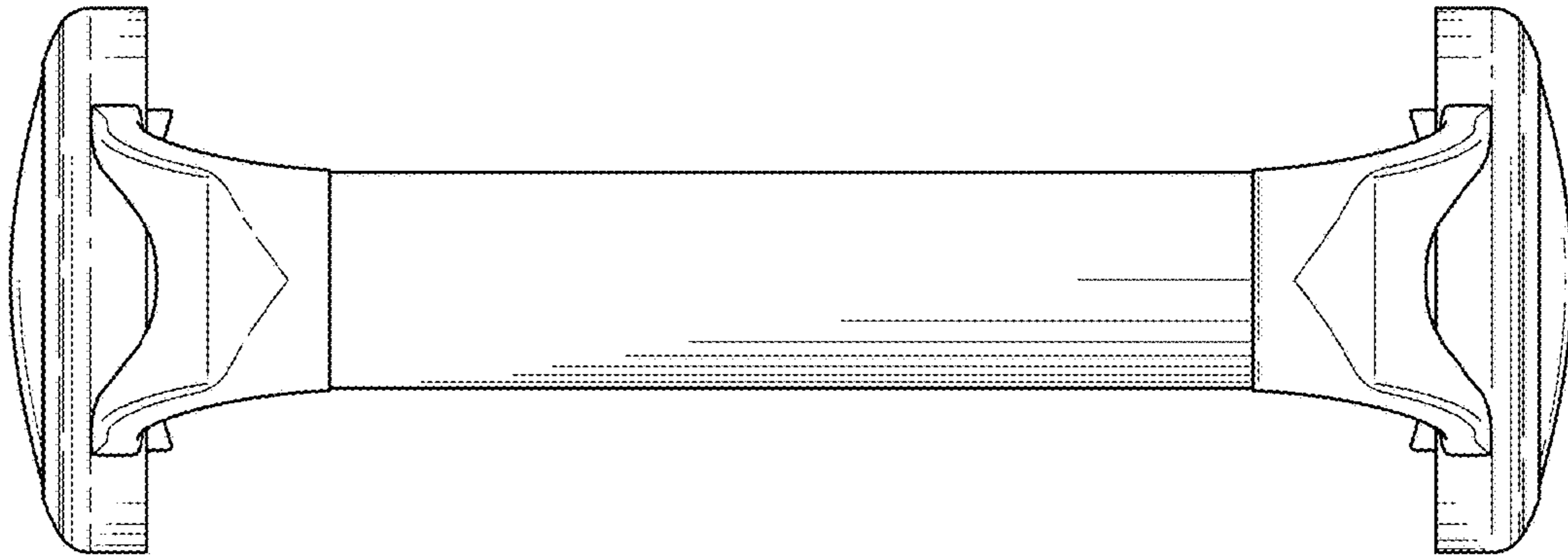


FIG. 6

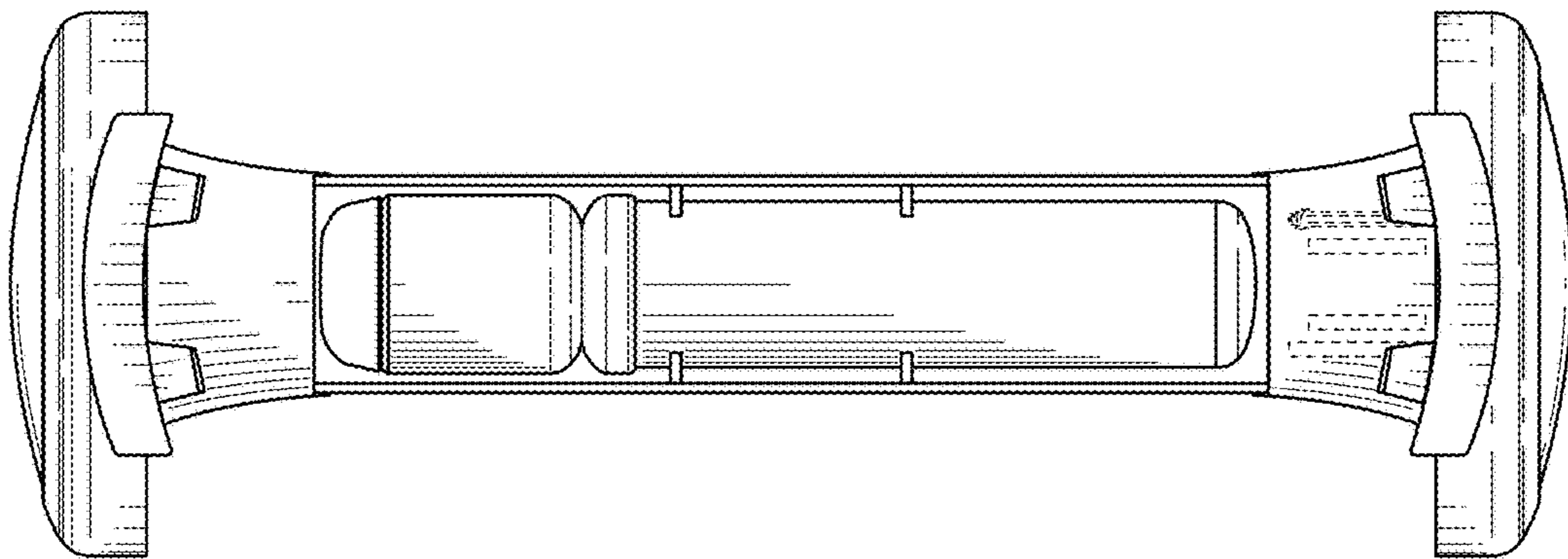


FIG. 7