



US00D834290S

(12) **United States Design Patent** (10) **Patent No.:** **US D834,290 S**  
**Sykes** (45) **Date of Patent:** **\*\* Nov. 27, 2018**

(54) **SHOE DEVICE**

(71) Applicant: **William Lange Sykes**, Vero Beach, FL  
(US)

(72) Inventor: **William Lange Sykes**, Vero Beach, FL  
(US)

(73) Assignee: **William Lange Sykes**, Vero Beach, FL  
(US)

(\*\*) Term: **15 Years**

(21) Appl. No.: **29/548,243**

(22) Filed: **Dec. 11, 2015**

(51) **LOC (11) Cl.** ..... **02-04**

(52) **U.S. Cl.**  
USPC ..... **D2/946**

(58) **Field of Classification Search**  
USPC ..... D2/899, 918, 921, 922, 946, 964, 965,  
D2/966, 976; D11/86, 93, 212, 231, 234,  
D11/237; 24/163 K, 163 R, 176, 188,  
24/191-193; 36/136; D8/323, 387, 389,  
D8/391, 393  
CPC ..... A43B 23/24; A43B 23/25; A44C 5/2028;  
A44C 5/2071; A44C 5/208; A44C 5/18;  
B68B 1/06; B24C 1/00  
See application file for complete search history.

(56) **References Cited**

**U.S. PATENT DOCUMENTS**

- 520,110 A \* 5/1894 Hull ..... F16G 15/06  
278/96
- 2,010,853 A \* 8/1935 Dyer ..... F16G 15/06  
278/96
- D198,281 S \* 5/1964 Mills ..... D8/356
- 3,421,726 A \* 1/1969 Getter ..... B60P 7/0807  
296/43
- D240,773 S \* 8/1976 Fukuoka ..... D2/896
- D293,270 S \* 12/1987 Radford ..... D2/924

- 5,979,954 A \* 11/1999 Tsui ..... B66C 1/66  
294/215
  - D438,494 S \* 3/2001 Charmat ..... D12/180
  - D573,877 S \* 7/2008 Vautour ..... D8/387
- (Continued)

**OTHER PUBLICATIONS**

SF Industrial Stainless Steel Screw Pin Anchor Shackle, announced Jan. 2013, [online], site visited Oct. 11, 2017. Available from Internet, URL: <http://www.amazon.com> (Year: 2013).\*

(Continued)

*Primary Examiner* — Derrick E Holland

*Assistant Examiner* — Janice Patyk

(74) *Attorney, Agent, or Firm* — Frank J. Bonini, Jr.;  
John F. A. Earley, III; Harding, Earley, Follmer & Frailey,  
P.C.

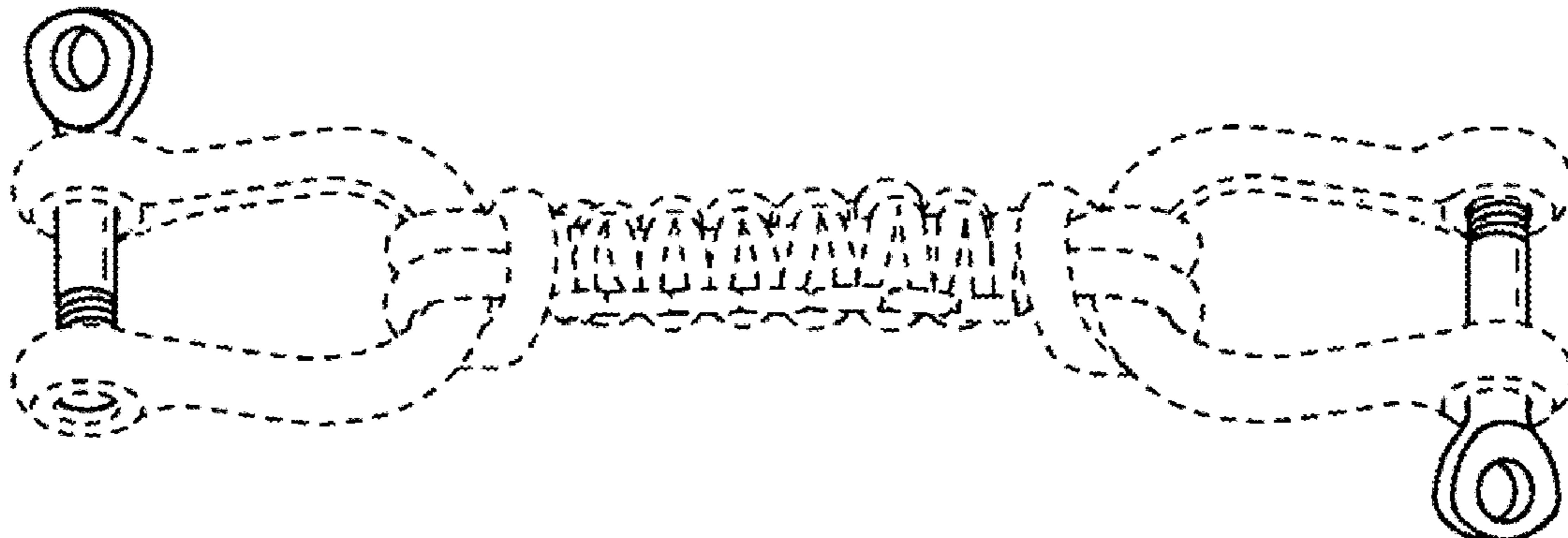
(57) **CLAIM**

The ornamental design for a shoe device, as shown and described.

**DESCRIPTION**

FIG. 1 is a perspective view of a shoe device according to my new design, shown in reduced scale, in environmental use;  
 FIG. 2 is a perspective view thereof, with one of the pins in uninstalled condition;  
 FIG. 3 is a perspective view thereof;  
 FIG. 4 is a top plan view thereof;  
 FIG. 5 is a front elevation view thereof;  
 FIG. 6 is a front elevation view thereof;  
 FIG. 7 is a rear elevation view thereof;  
 FIG. 8 is a right side elevation view thereof, the left side elevation view being a mirror image thereof; and,  
 FIG. 9 is a right side view thereof, shown in reduced scale, in environmental use.  
 The broken lines in the figures illustrate environmental subject matter that form no part of the claimed design.

**1 Claim, 3 Drawing Sheets**



(56)

**References Cited**

U.S. PATENT DOCUMENTS

D605,500 S \* 12/2009 Lee ..... D8/387  
8,381,363 B2 \* 2/2013 Boeckman ..... F16G 15/06  
24/132 WL

OTHER PUBLICATIONS

Shackle Anchor Pin, announced Jan. 2012, [online], site visited Oct. 11, 2017. Available from Internet, URL: <http://www.zerotocruising.com> (Year: 2012).\*

Brixton Men's Moc Buckle Loafer, announced Aug. 2016, [online], site visited Mar. 13, 2017. Available from Internet, URL: <http://www.amazon.com> (Year: 2016).\*

Teal Loafers with Gold Buckle, announced Sep. 2013, [online], site visited Mar. 13, 2017. Available from Internet, URL: <http://www.beautyngreydays.com> (Year: 2013).\*

\* cited by examiner

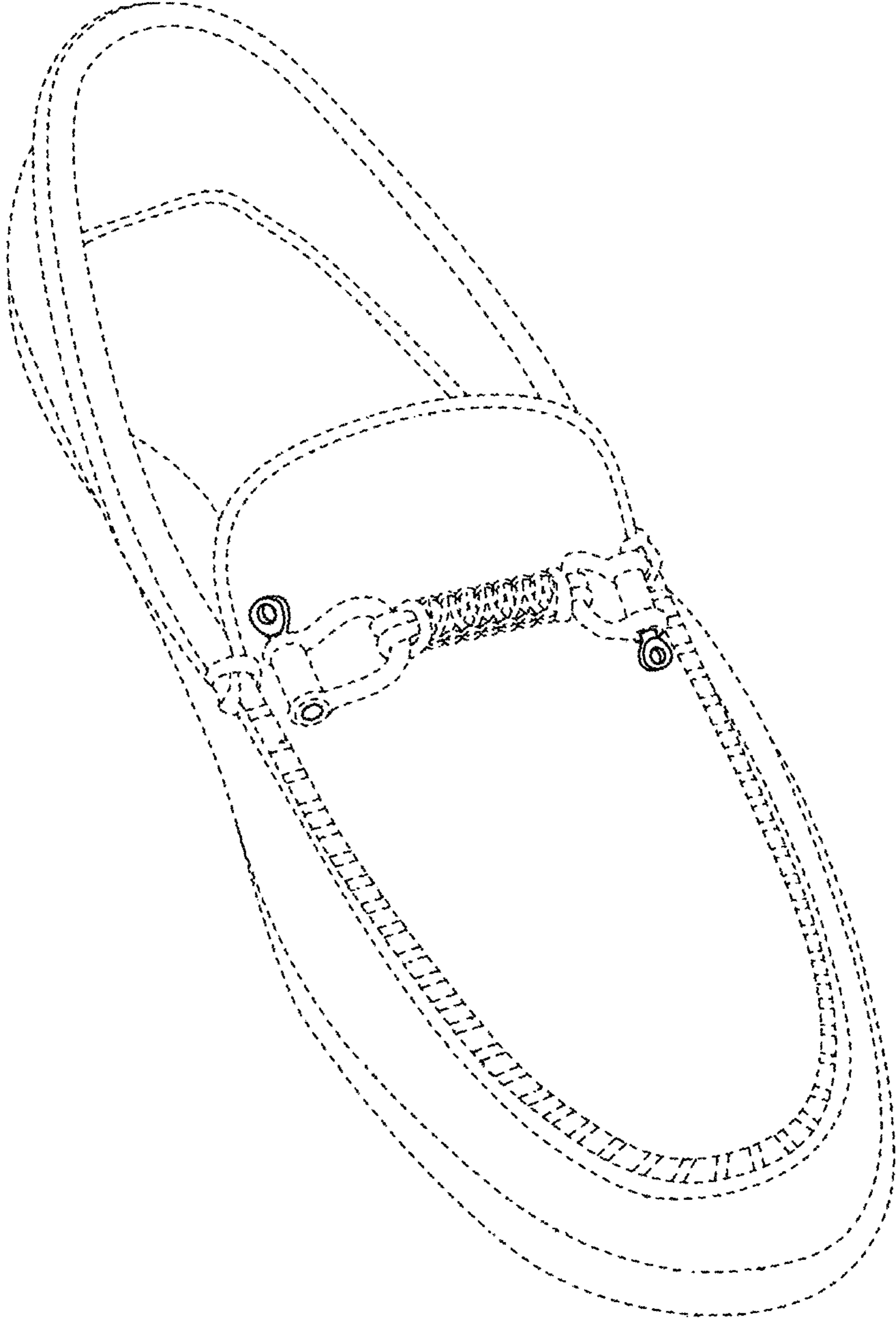


FIG. 1




FIG. 2

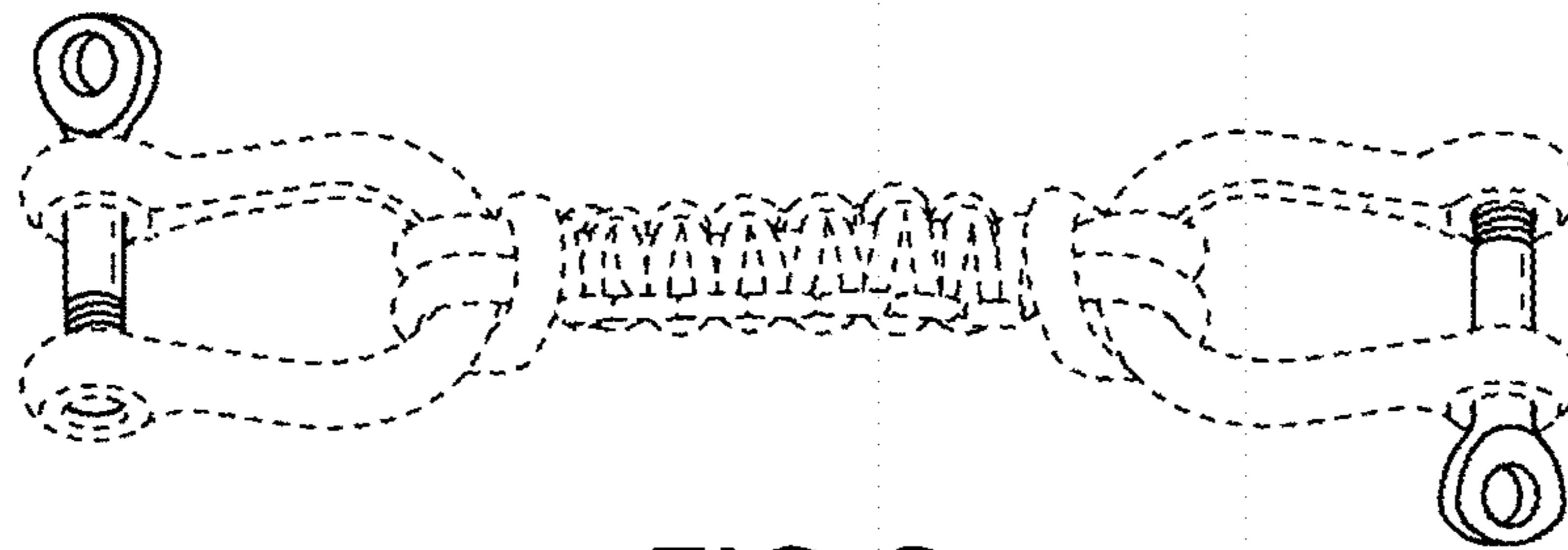


FIG. 3

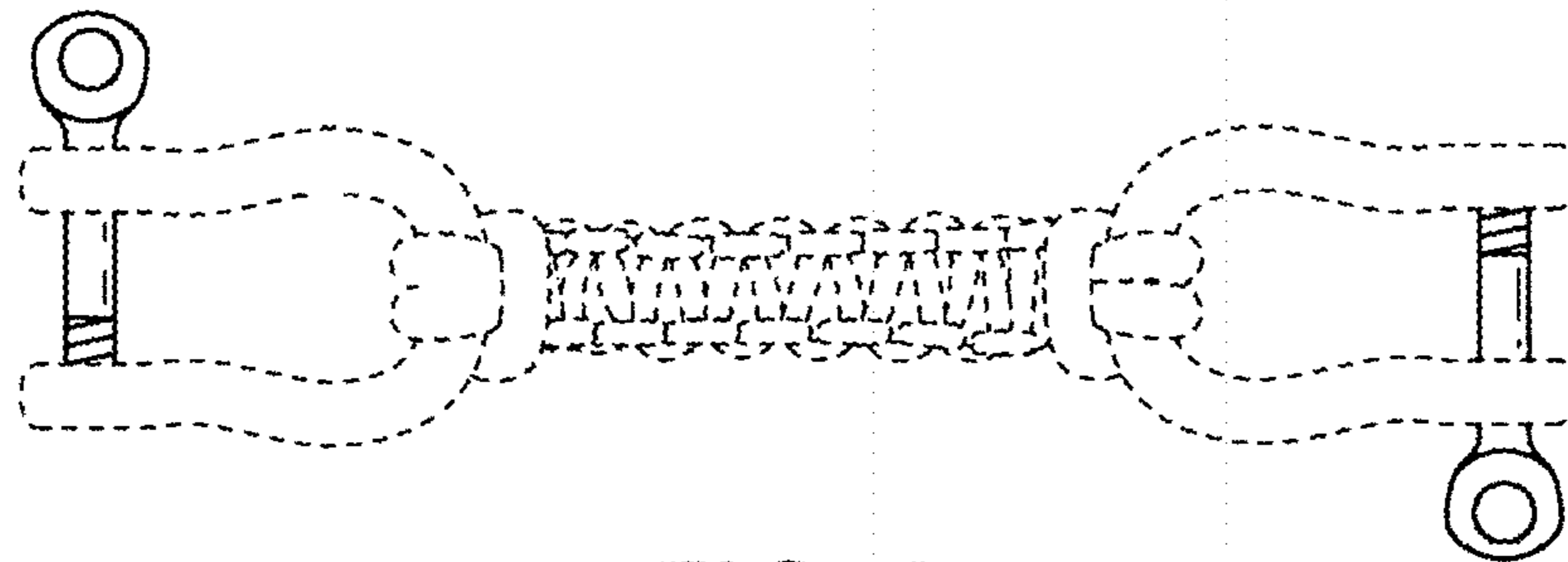


FIG. 4




FIG. 5



FIG. 6



FIG. 7



FIG. 8

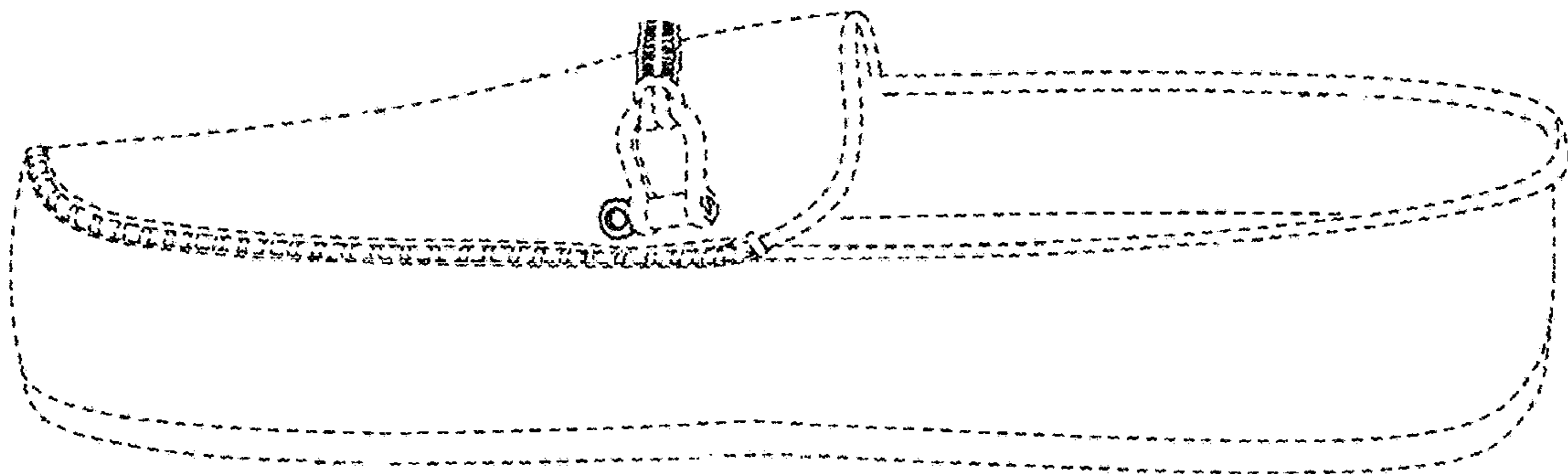


FIG. 9