



US00D834281S

(12) **United States Design Patent** (10) **Patent No.:** **US D834,281 S**
Tymes (45) **Date of Patent:** **** Nov. 27, 2018**

- (54) **NECK SCARF**
- (71) Applicant: **Francine Tymes**, Dorchester, MA (US)
- (72) Inventor: **Francine Tymes**, Dorchester, MA (US)
- (**) Term: **15 Years**
- (21) Appl. No.: **29/505,674**
- (22) Filed: **Feb. 8, 2016**
- (51) **LOC (11) Cl.** **02-05**
- (52) **U.S. Cl.**
USPC **D2/500**
- (58) **Field of Classification Search**
USPC D2/500, 501, 502, 600, 602, 860, 861,
D2/862
CPC A41D 23/00; A41D 2023/002; A41D
2023/004; A41D 2023/006; A41D 25/00;
A41D 25/06
See application file for complete search history.

(56) **References Cited**

U.S. PATENT DOCUMENTS

D239,218 S *	3/1976	Fortson	2/10
D339,676 S *	9/1993	Geving	D2/500
D432,289 S *	10/2000	Randolph	D2/602
D490,591 S *	6/2004	Deming, Jr.	D2/500
D565,277 S *	4/2008	Gibson	D2/600
D569,079 S *	5/2008	Whong	D2/502
D619,778 S *	7/2010	Schreur	D2/600
D656,706 S *	4/2012	I	D2/500
D674,563 S *	1/2013	Reilly	D30/145
D711,599 S *	8/2014	Mahsetky	D2/500
D747,069 S *	1/2016	Son	D2/500

OTHER PUBLICATIONS

How to Assembly a Poncho, [on-line video]; [video published to the Internet on Nov. 18, 2015 by Garnstudio Drops Design]; [retrieved

from the Internet on May 30, 2017]; URL: <https://www.youtube.com/watch?v=xJwSBv6Hsuc>. (3 pages).*

How to Loom Knit a Poncho Cape, [on-line video]; [video published to the Internet on Dec. 17, 2014 by Tuteate]; [retrieved from the Internet on May 30, 2017]; URL: <https://www.youtube.com/watch?v=RX-sHIDGxhY>. (3 pages).*

* cited by examiner

Primary Examiner — Karen E Eldridge Powers
Assistant Examiner — Jasmine Mlinarcik

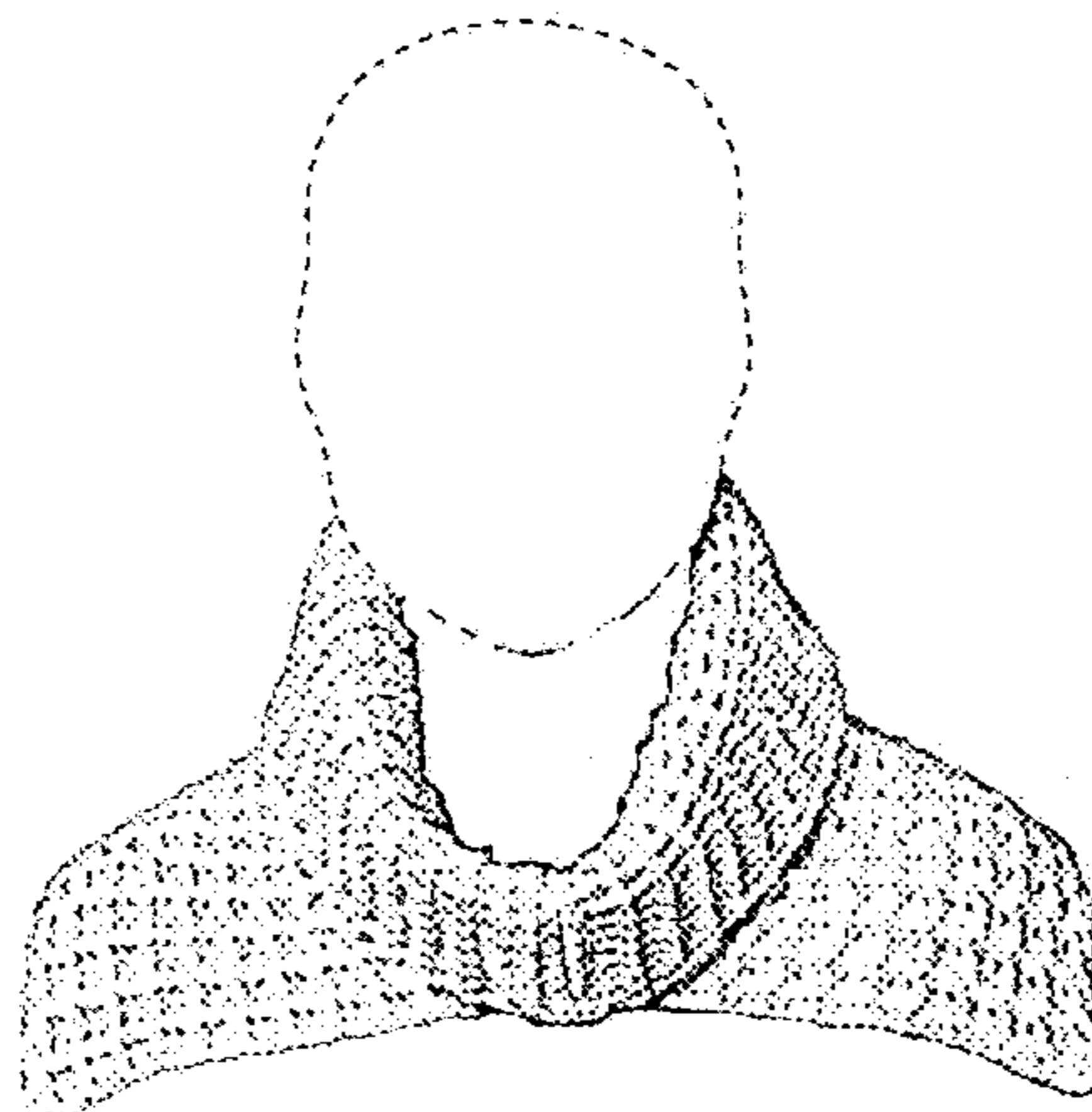
(57) **CLAIM**

The ornamental design for a neck scarf, as shown and described.

DESCRIPTION

FIG. 1 is a front perspective view of a neck scarf;
FIG. 2 is a front perspective view of the neck scarf, as shown in alternative configuration;
FIG. 3 is a rear perspective of the neck scarf shown in FIG. 2;
FIG. 4 is an exploded top plan view of the neck scarf shown laid flat;
FIG. 5 is a bottom plan view of the neck scarf shown laid flat;
FIG. 6 is a bottom plan view of the neck scarf shown in FIG. 5, but shown folded in half;
FIG. 7 is a front perspective view of the neck scarf, as shown in an alternative configuration; and,
FIG. 8 is a front perspective view of the neck scarf, as shown in an alternative configuration.
The broken-line outline of the partial human figure assists in illustrating how the claimed design may appear when worn, but forms no part of the claimed design.

1 Claim, 8 Drawing Sheets



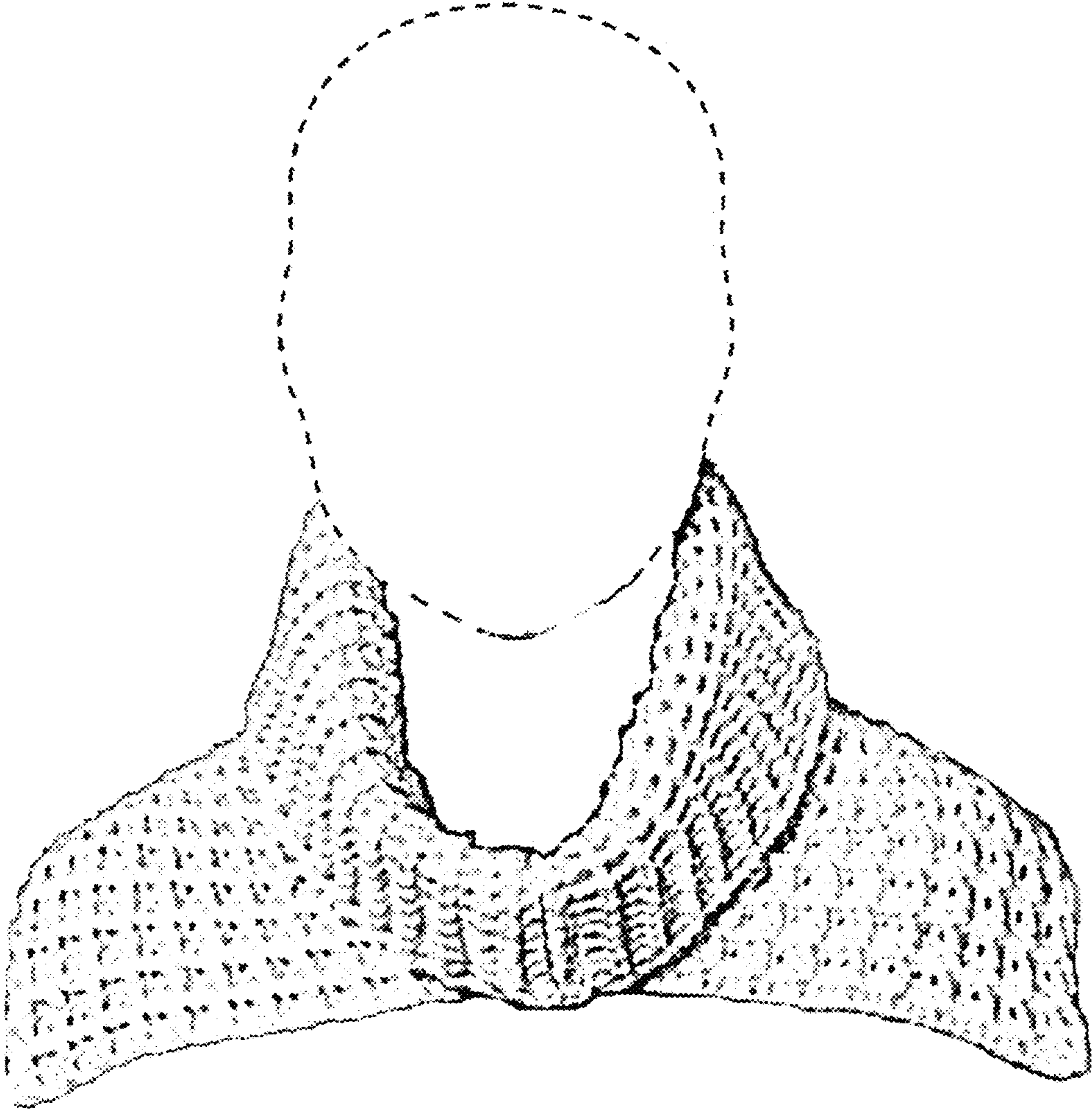


FIG. 1

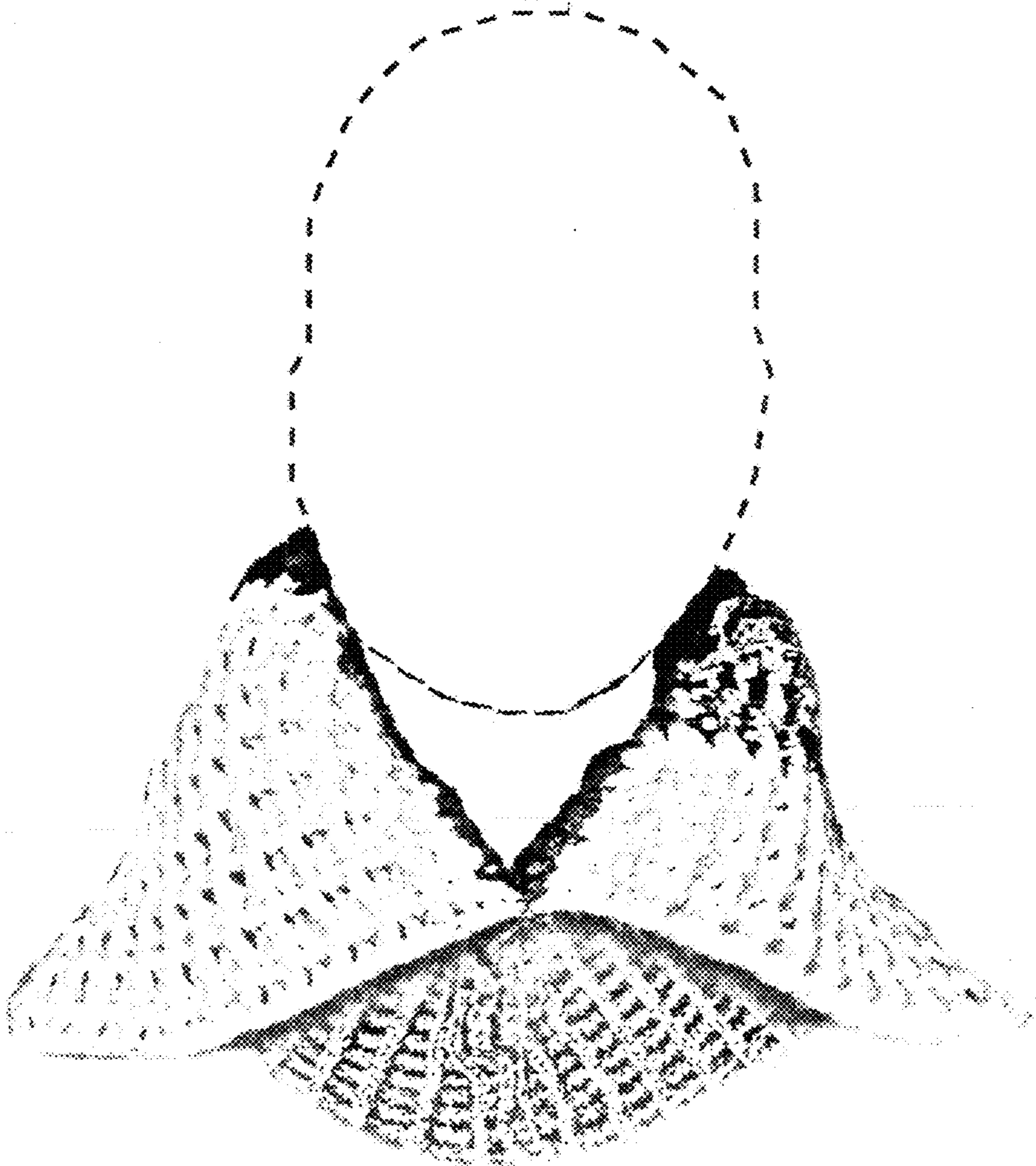


FIG. 2

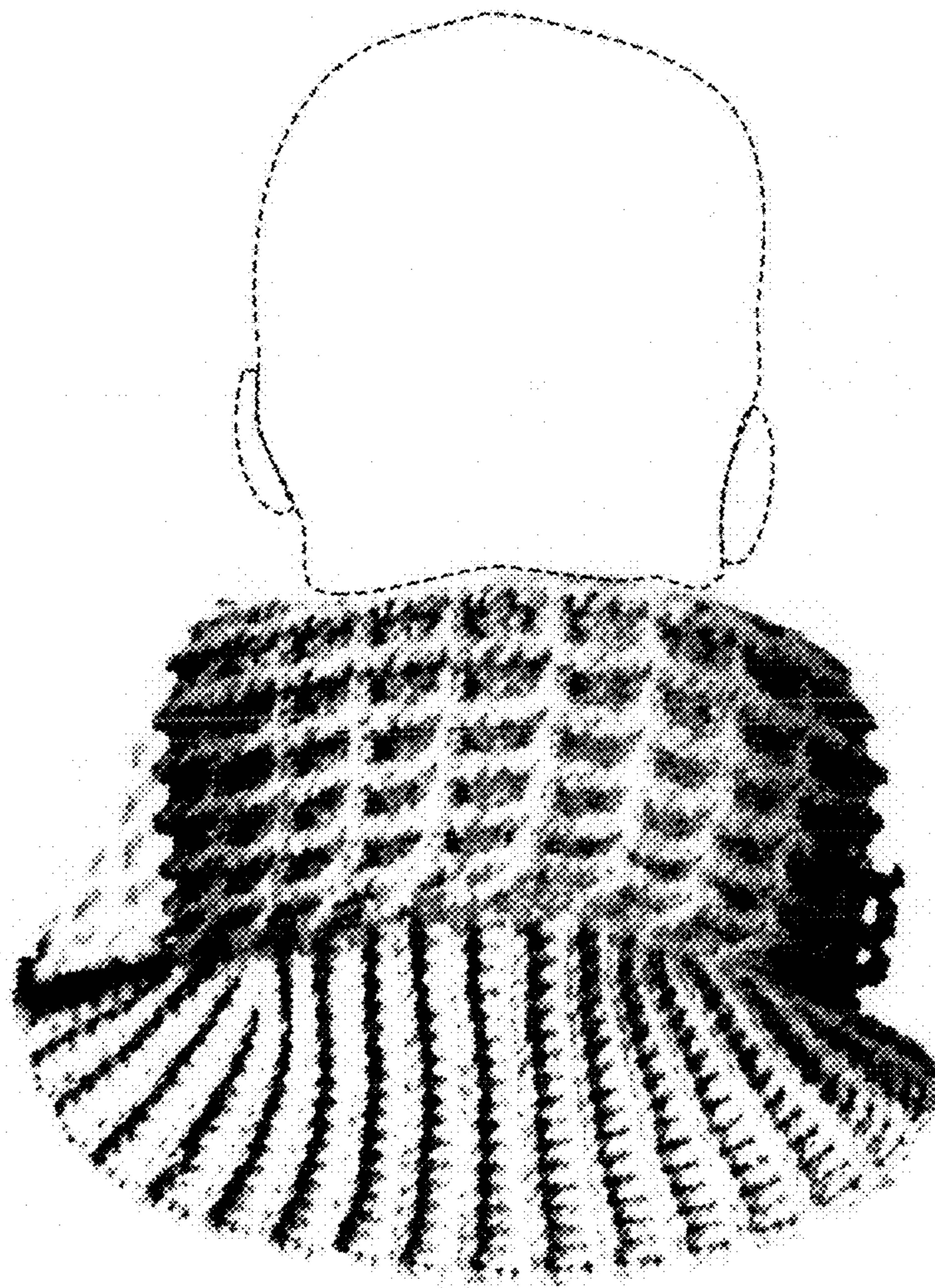


FIG. 3




FIG. 4




FIG. 5




FIG. 6




FIG. 7




FIG. 8