



US00D834269S

(12) **United States Design Patent** (10) **Patent No.:** **US D834,269 S**  
**Masters** (45) **Date of Patent:** **\*\* Nov. 20, 2018**

(54) **PRESSURE WASHER**  
(71) Applicant: **Briggs & Stratton Corporation**,  
Wauwatosa, WI (US)  
(72) Inventor: **Tyler D. Masters**, Butler, WI (US)  
(73) Assignee: **Briggs & Stratton Corporation**,  
Wauwatosa, WI (US)  
(\*\*) Term: **15 Years**  
(21) Appl. No.: **29/584,375**  
(22) Filed: **Nov. 14, 2016**  
(51) **LOC (11) Cl.** ..... **15-05**  
(52) **U.S. Cl.**  
USPC ..... **D32/15**  
(58) **Field of Classification Search**  
USPC ..... D32/16, 21, 15; D34/14, 19, 12;  
D23/359; D15/5  
CPC ..... B08B 3/026; B08B 3/028; B05B 1/12;  
B05B 9/0855; B05B 1/00; B05B 1/1654;  
B05B 9/007; B05B 9/0426; F04B 17/05;  
F04B 49/24  
See application file for complete search history.

D688,841 S \* 8/2013 van Deursen ..... D32/25  
8,500,046 B2 8/2013 Gilpatrick et al.  
8,590,814 B2 11/2013 Gilpatrick et al.  
D702,900 S \* 4/2014 Kahan ..... D32/16  
D703,888 S \* 4/2014 Kahan ..... D32/16  
8,814,531 B2 8/2014 Raasch  
(Continued)

**OTHER PUBLICATIONS**

Image of a pressure washer, Lavor Prime 165, obtained from  
<http://archiwum.allegro.pl/oferta/myika-cisnieniowa-lavor-prime165-2500w-15-250ewbar-i5011274112.html> (retrieved Sep. 27, 2016).

*Primary Examiner* — Michelle E. Wilson  
(74) *Attorney, Agent, or Firm* — Foley & Lardner LLP

(57) **CLAIM**

I claim the ornamental design for a pressure washer, as shown and described.

**DESCRIPTION**

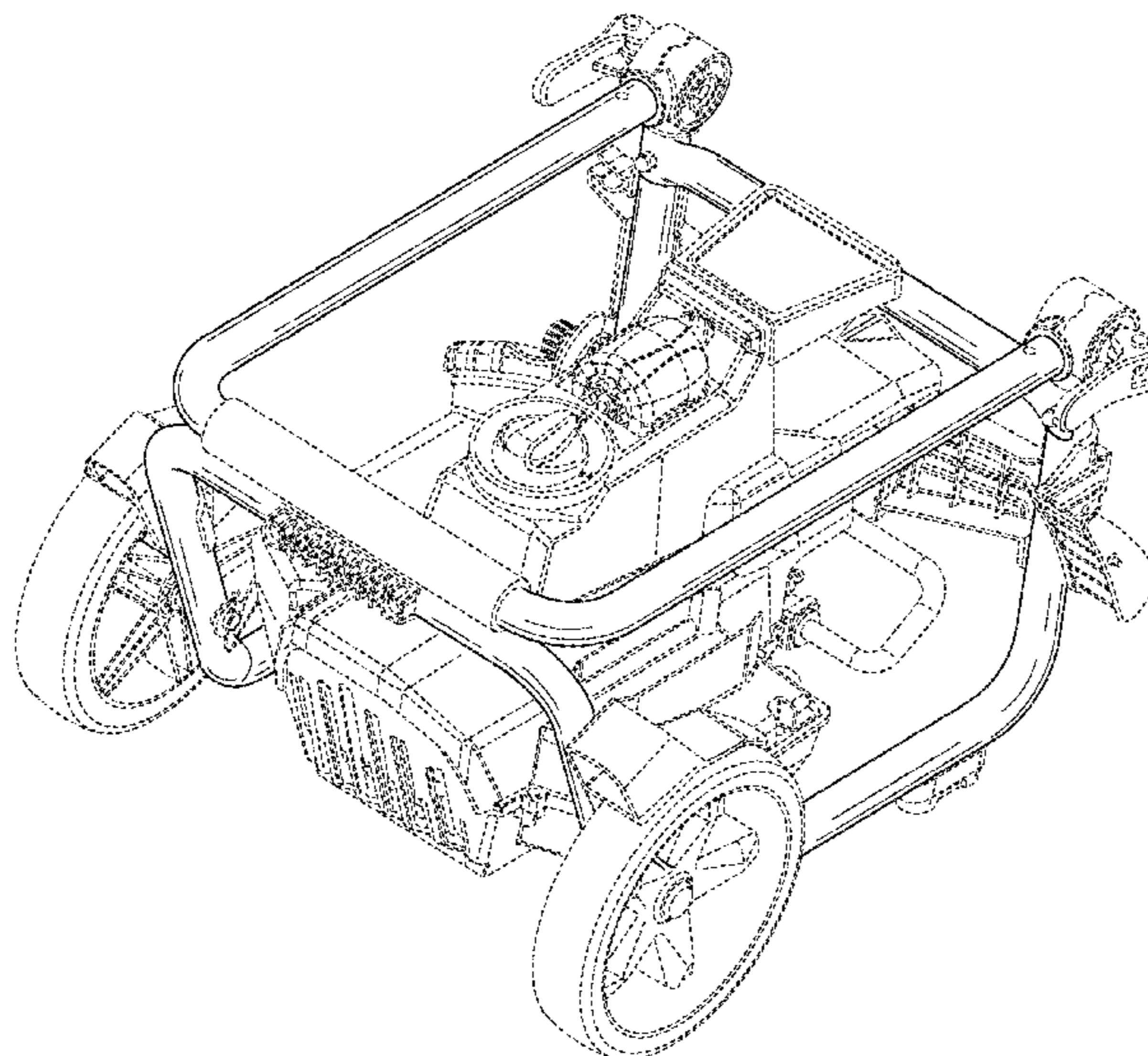
FIG. 1 is a perspective view of an embodiment a pressure washer according to the claimed design, with the pressure washer in a first orientation and with a handle in a first position;  
FIG. 2 is a perspective view of the claimed design of FIG. 1 with the handle in a second position;  
FIG. 3 is a perspective view of the claimed design of FIG. 1 with the pressure washer in a second orientation and the handle in the first position;  
FIG. 4 is a rear view of the claimed design of FIG. 1;  
FIG. 5 is a front view of the claimed design of FIG. 1;  
FIG. 6 is a right side view of the claimed design of FIG. 1;  
FIG. 7 is a left side view of the claimed design of FIG. 1;  
FIG. 8 is a top view of the claimed design of FIG. 1; and,  
FIG. 9 is a bottom view of the claimed design of FIG. 1.  
Any portion of the article depicted in broken lines forms no part of the claimed design.

(56) **References Cited**

**U.S. PATENT DOCUMENTS**

5,494,414 A \* 2/1996 Steinhart ..... F02B 75/007  
417/360  
D375,590 S \* 11/1996 Steinhart et al. .... D32/15  
D467,692 S \* 12/2002 Morgan ..... D32/15  
D580,610 S \* 11/2008 Hawkins ..... D32/25  
D590,110 S \* 4/2009 Hawkins ..... D32/25  
D622,471 S \* 8/2010 Hernandez ..... D34/12  
D633,263 S \* 2/2011 Fay ..... D32/15  
D634,083 S \* 3/2011 Fay ..... D32/15  
D639,001 S \* 5/2011 Alexander ..... D32/15  
D648,082 S \* 11/2011 Alexander ..... D32/15  
8,337,172 B2 12/2012 Klika et al.  
8,408,882 B2 4/2013 Klika et al.

**1 Claim, 9 Drawing Sheets**



(56)

**References Cited**

U.S. PATENT DOCUMENTS

D732,764 S \* 6/2015 Kennard ..... D32/15  
D733,373 S \* 6/2015 Kahan ..... D32/16  
D742,080 S 10/2015 Rigon  
D749,805 S 2/2016 Janik et al.  
2009/0317262 A1 12/2009 Gilpatrick  
2010/0282862 A1 11/2010 Gilpatrick  
2011/0171045 A1 7/2011 Gilpatrick et al.  
2011/0315176 A1 12/2011 Gilpatrick  
2012/0018534 A1 1/2012 Gilpatrick  
2012/0111378 A1 5/2012 Brow  
2014/0246517 A1 9/2014 Raasch  
2015/0102121 A1 4/2015 Dey et al.  
2015/0108253 A1 4/2015 Schmalz  
2015/0306614 A1\* 10/2015 Pierce ..... B05B 9/007  
137/12  
2016/0067726 A1\* 3/2016 Gilpatrick ..... B05B 7/32  
239/526  
2018/0021800 A1\* 1/2018 Janik ..... B05B 7/2464  
2018/0021819 A1\* 1/2018 Schaller ..... B08B 3/026

\* cited by examiner

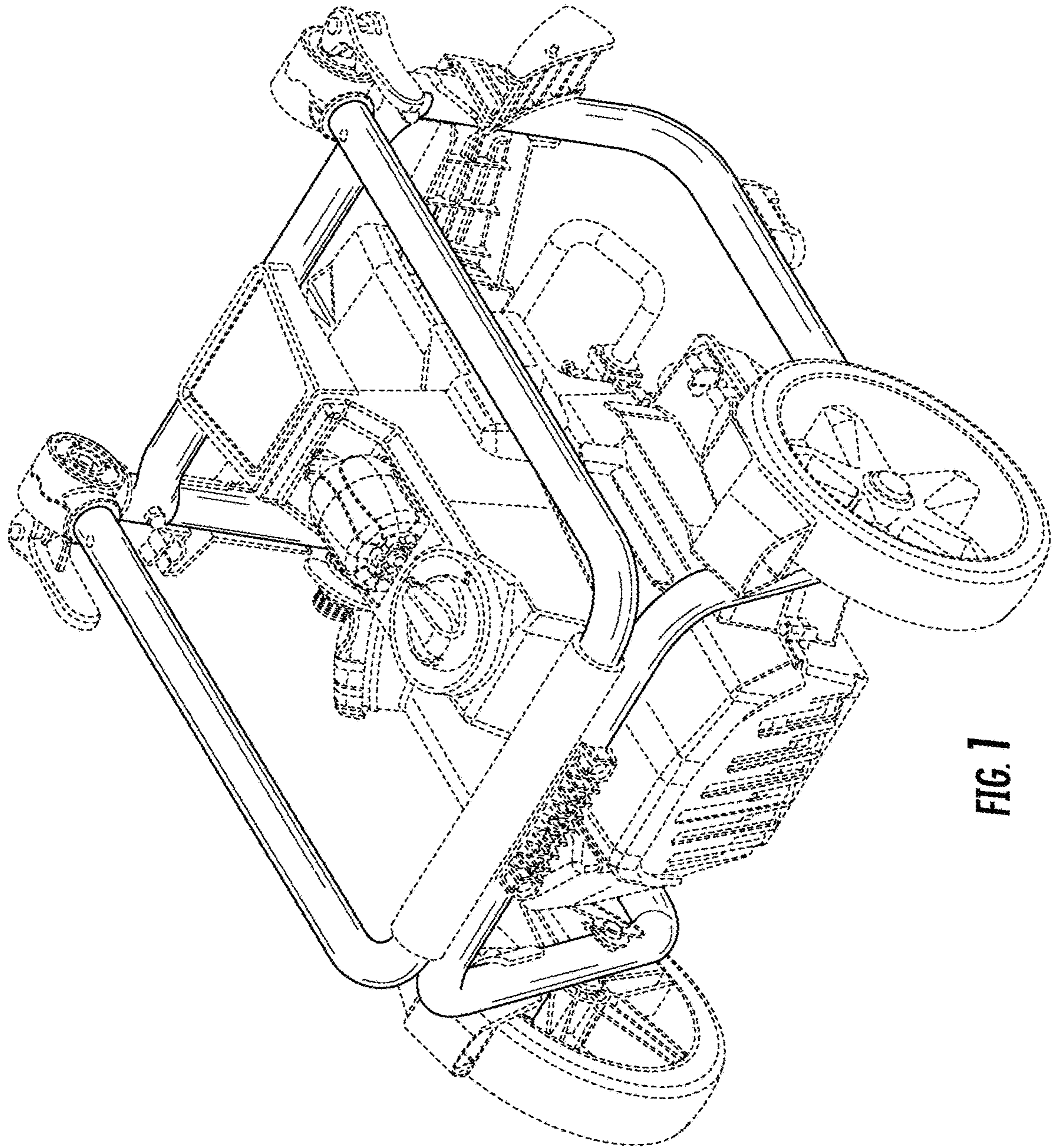
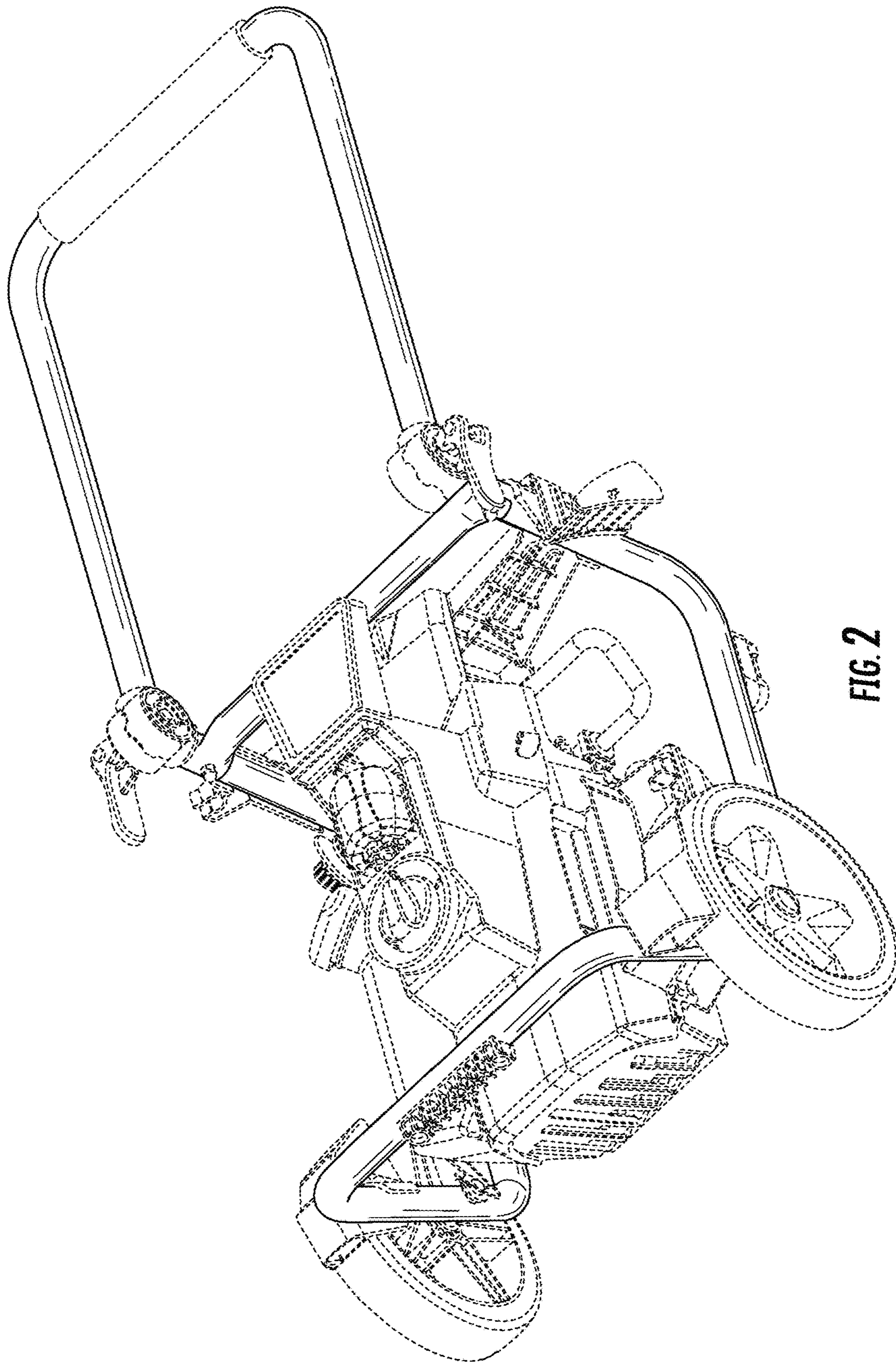


FIG. 1



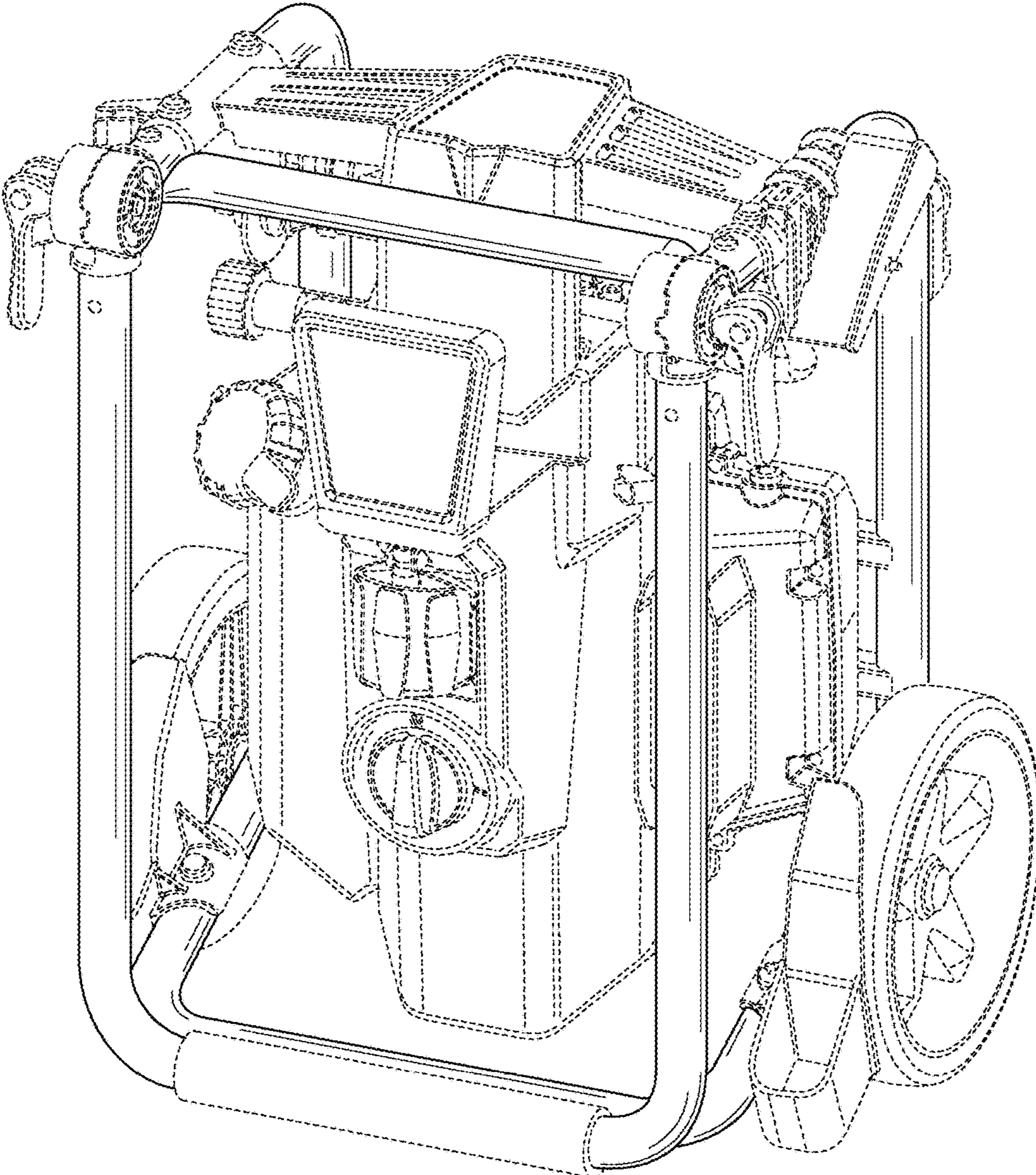


FIG. 3

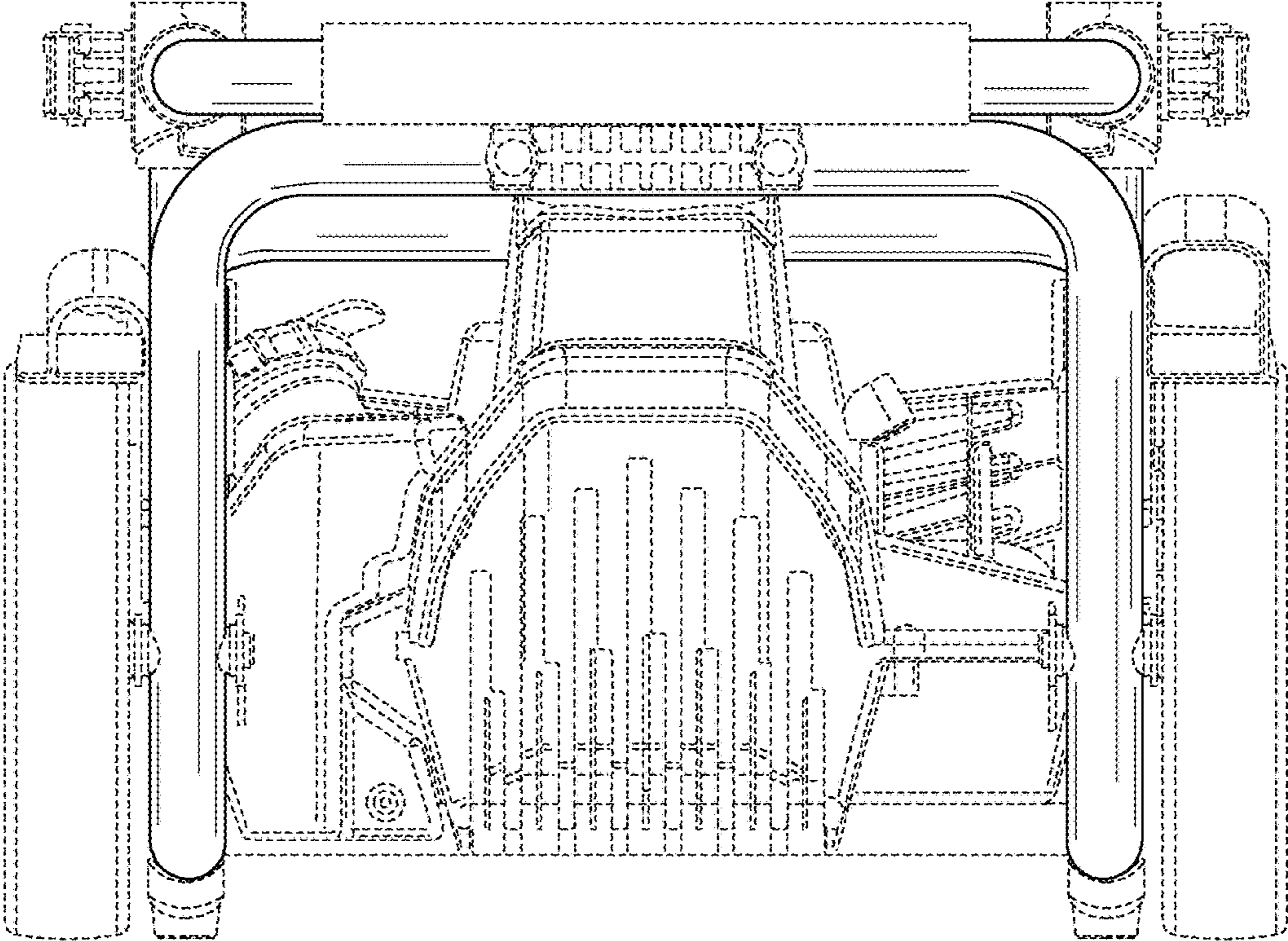


FIG. 4

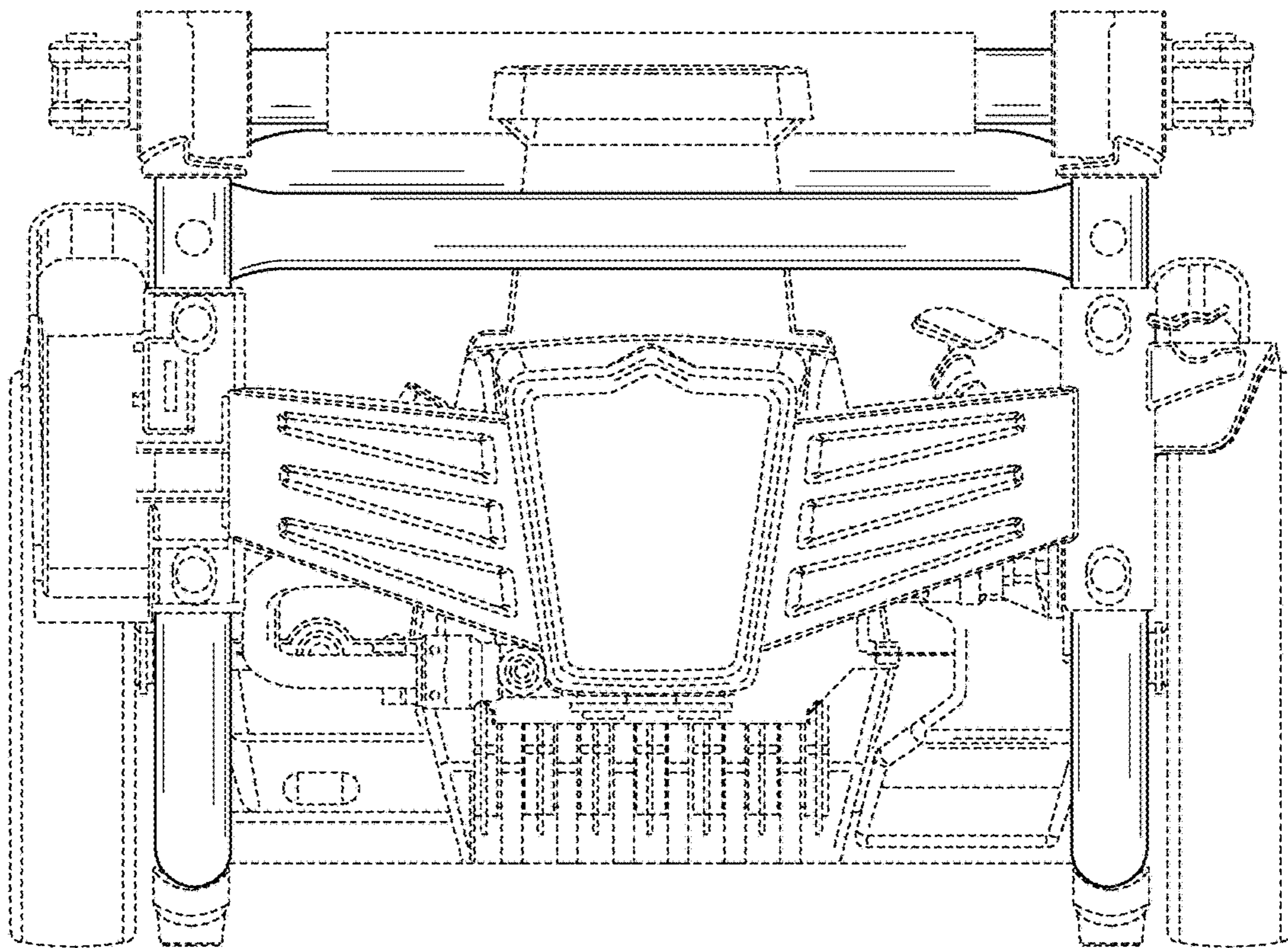


FIG. 5

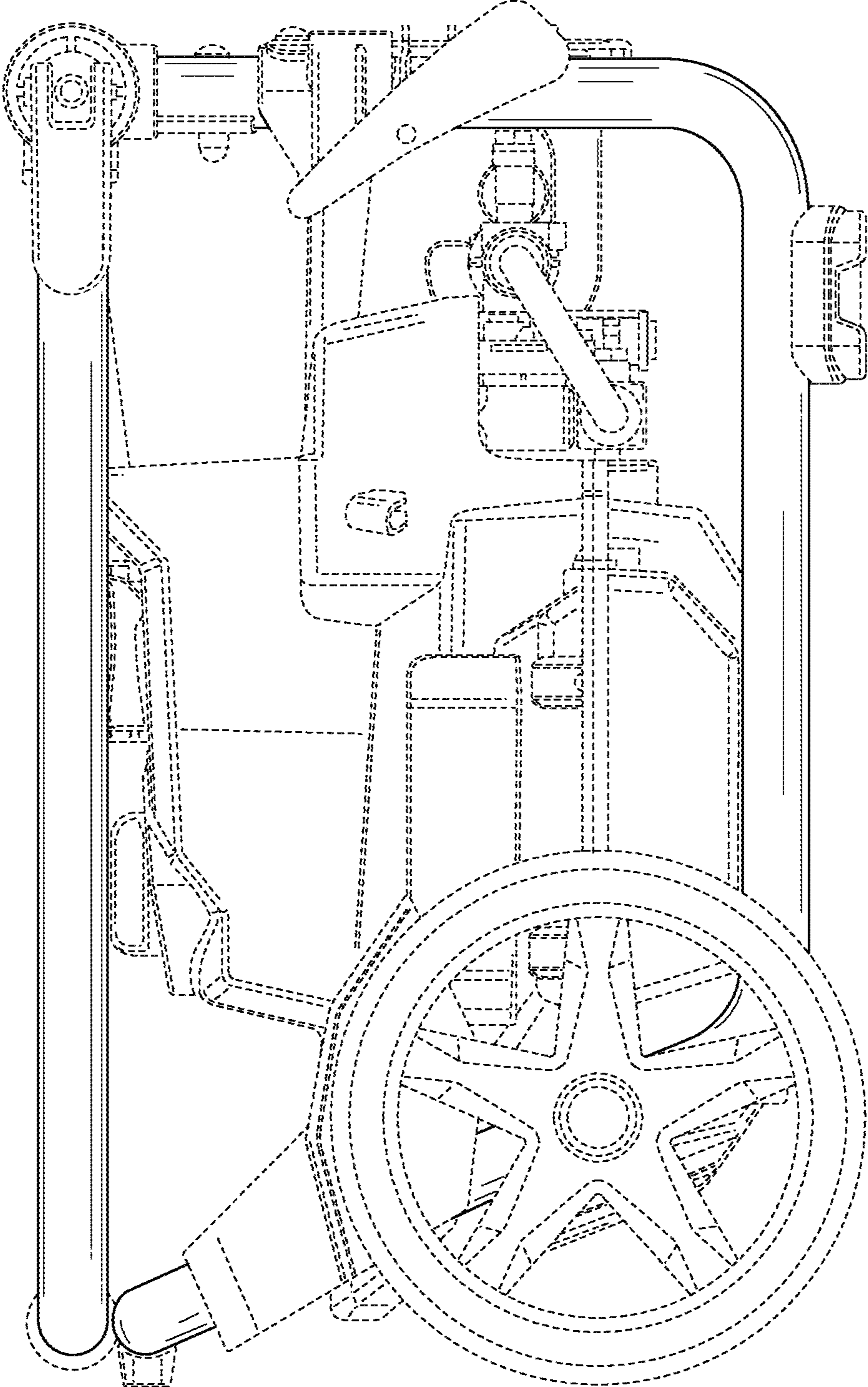


FIG. 6



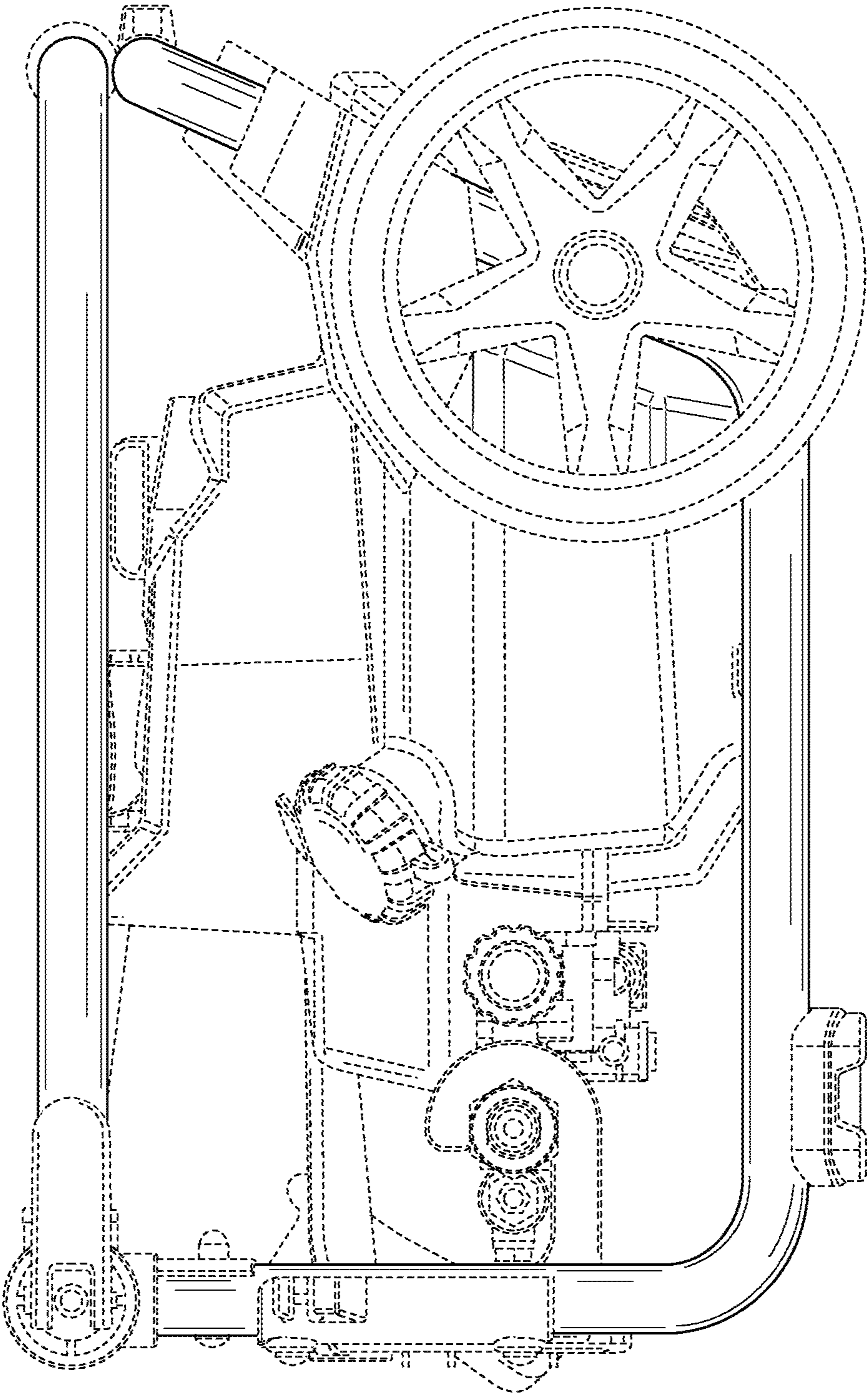


FIG. 7

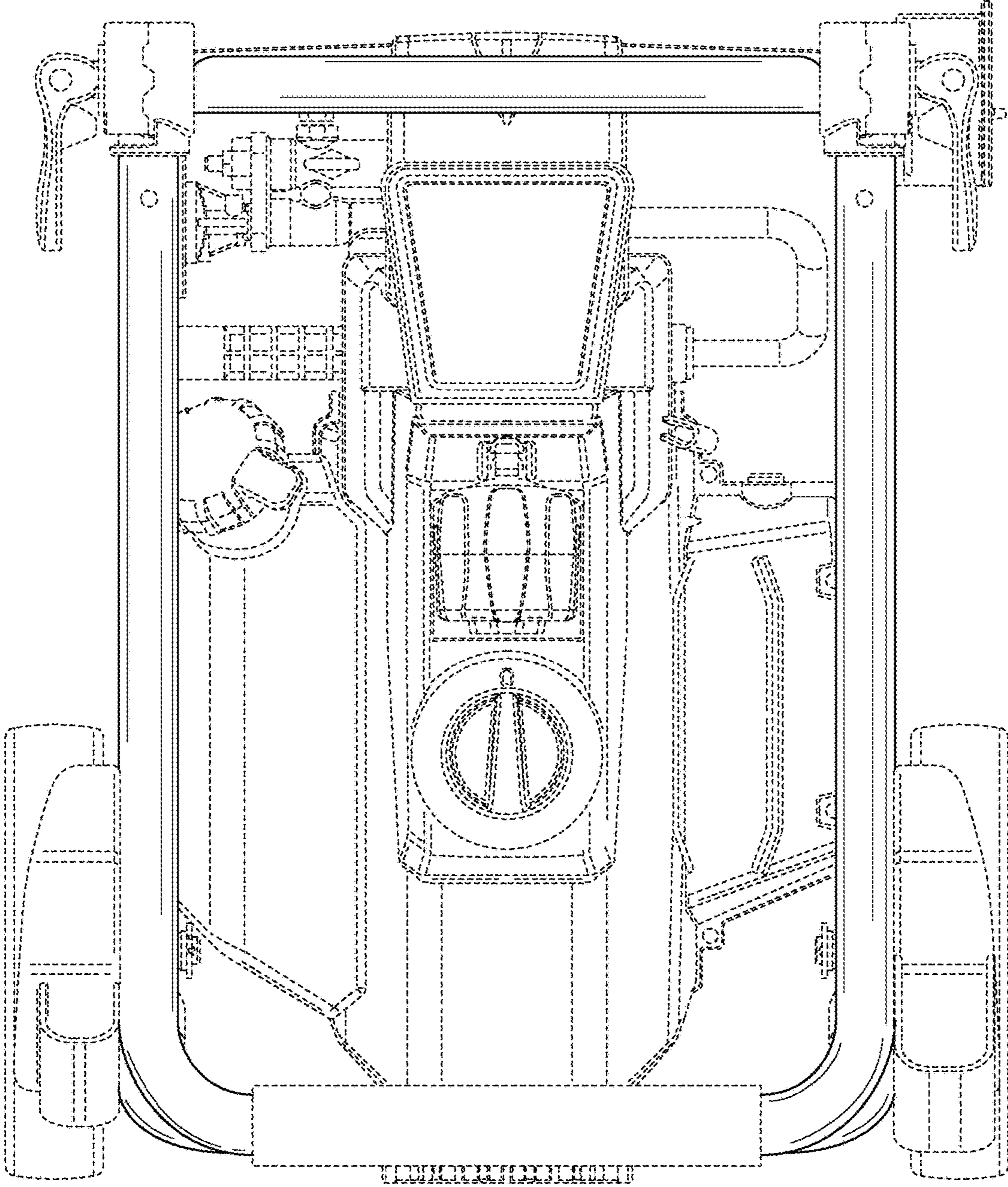


FIG. 8

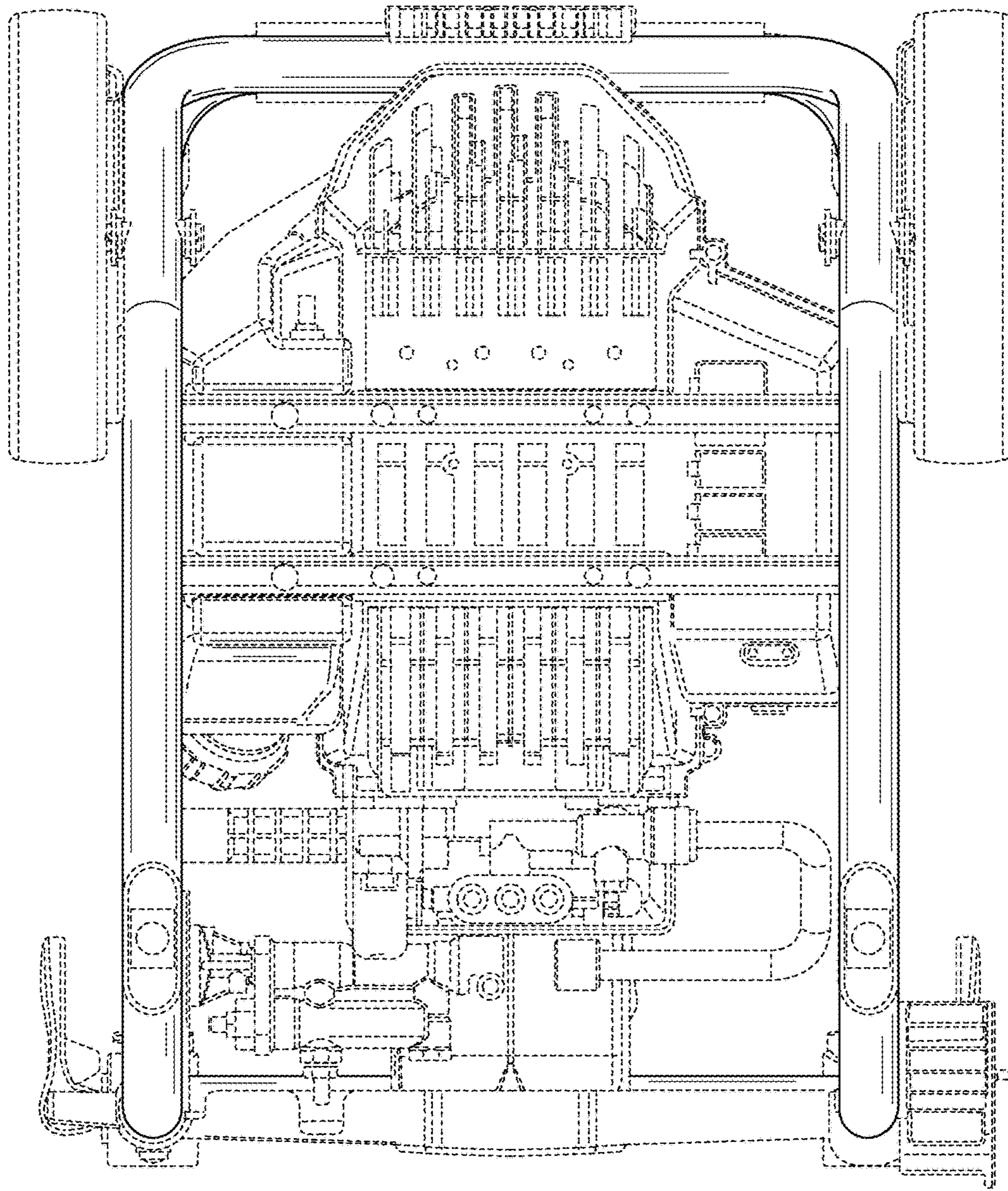


FIG. 9