

US00D834256S

(12) **United States Design Patent**  
**Gordon**

(10) **Patent No.:** **US D834,256 S**

(45) **Date of Patent:** **\*\* Nov. 20, 2018**

(54) **HAIR CLIP**

(71) Applicant: **Tonika Gordon**, Columbus, OH (US)

(72) Inventor: **Tonika Gordon**, Columbus, OH (US)

(\*\*) Term: **15 Years**

(21) Appl. No.: **29/610,383**

(22) Filed: **Jul. 12, 2017**

**Related U.S. Application Data**

(63) Continuation-in-part of application No. 29/517,718, filed on Feb. 16, 2015.

(51) **LOC (11) Cl.** ..... **28-04**

(52) **U.S. Cl.**  
USPC ..... **D28/93**

(58) **Field of Classification Search**  
USPC ..... D28/92, 93, 99  
CPC ..... A41G 5/00; A41G 5/0026; A41G 5/004  
See application file for complete search history.

(56) **References Cited**

**U.S. PATENT DOCUMENTS**

D356,398 S \* 3/1995 Hafid ..... D28/92  
6,035,861 A \* 3/2000 Copello ..... A41G 5/004  
132/105

6,494,212 B1 \* 12/2002 Yamakoshi ..... A41G 5/0073  
132/201  
6,883,525 B2 \* 4/2005 Lee ..... A41G 5/004  
132/201  
7,743,774 B2 \* 6/2010 Lane ..... A41G 5/0073  
132/128  
D642,744 S \* 8/2011 Hunt-Larder ..... D28/32

\* cited by examiner

*Primary Examiner* — Zenia I Bennett

(74) *Attorney, Agent, or Firm* — Miracle IP; Bryce D. Miracle

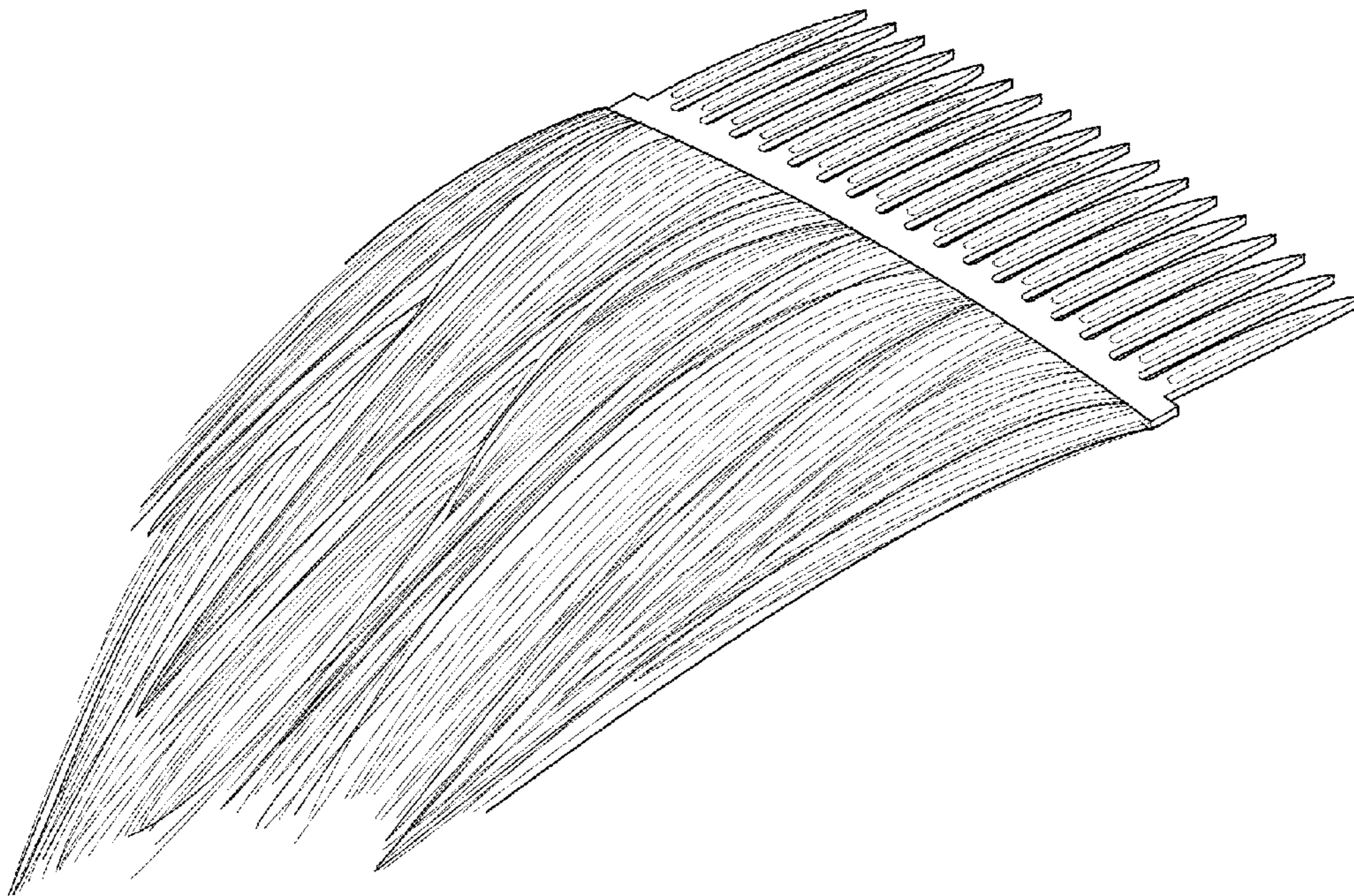
(57) **CLAIM**

The ornamental design for a hair clip, as shown and described.

**DESCRIPTION**

FIG. 1 is a top plan view of the hair clip showing the new design;  
FIG. 2 is a bottom plan view thereof;  
FIG. 3 is a front elevation view thereof;  
FIG. 4 is a rear elevation view thereof;  
FIG. 5 is a left side elevation view thereof;  
FIG. 6 is a right side elevation view thereof; and,  
FIG. 7 is a top perspective view thereof.

**1 Claim, 7 Drawing Sheets**



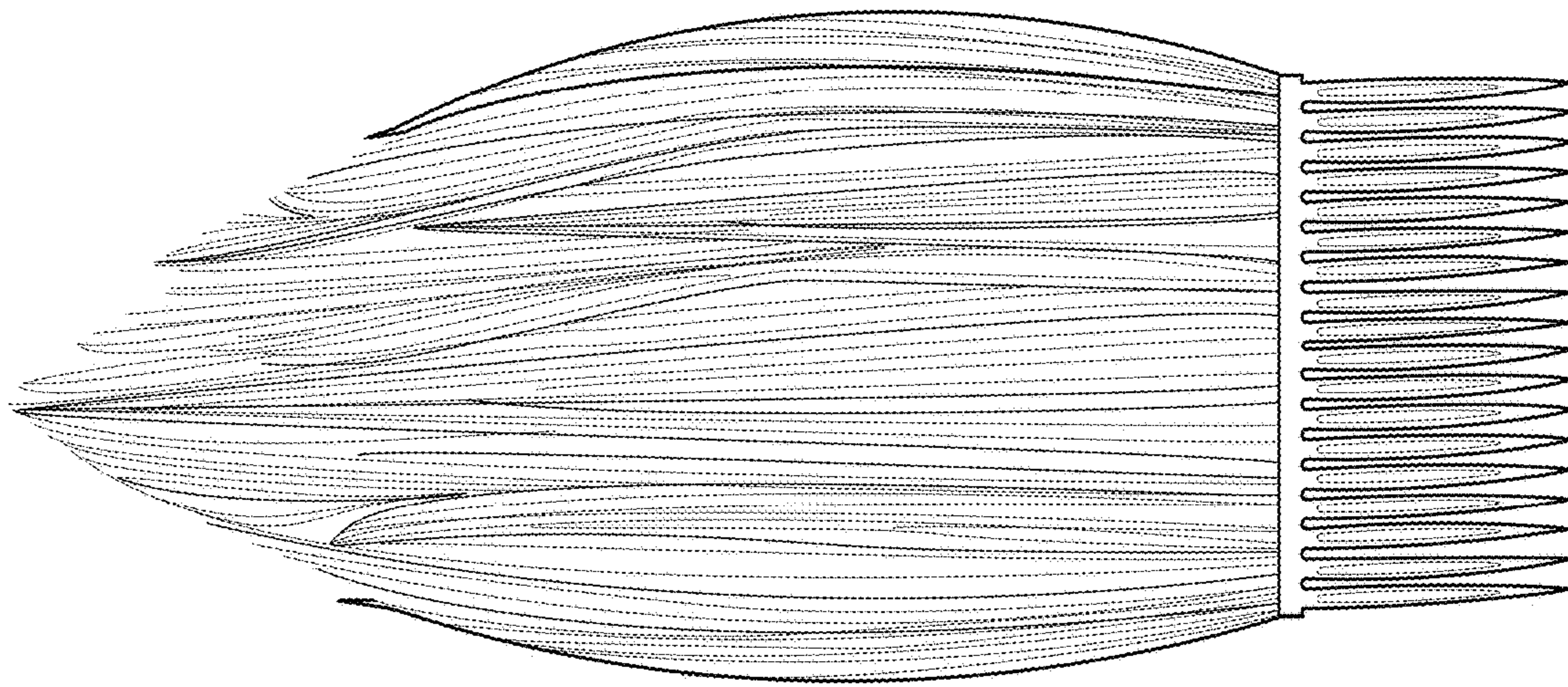


FIG. 1




FIG. 2

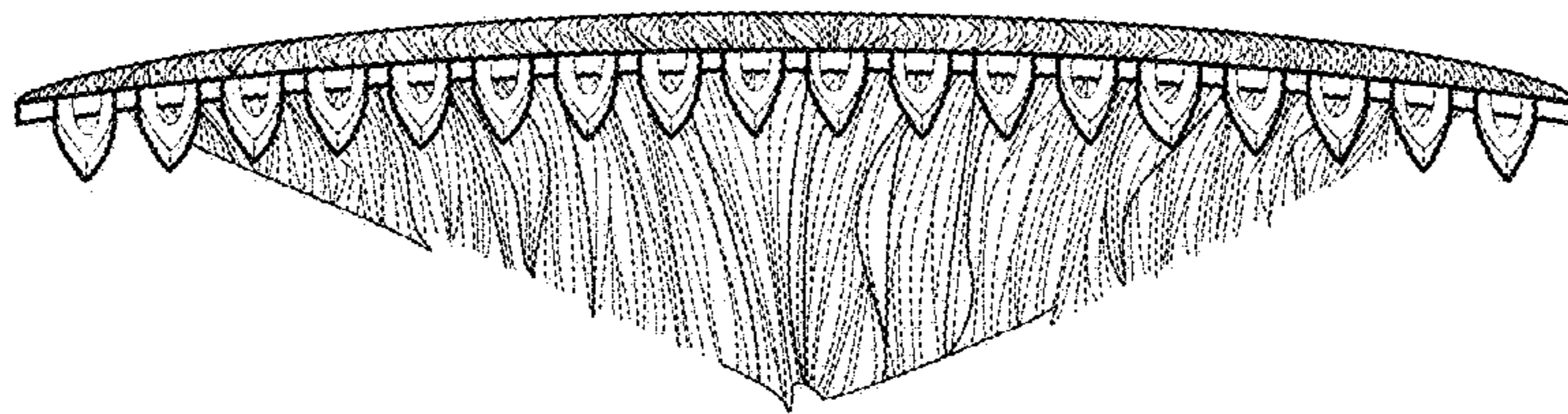


FIG. 3

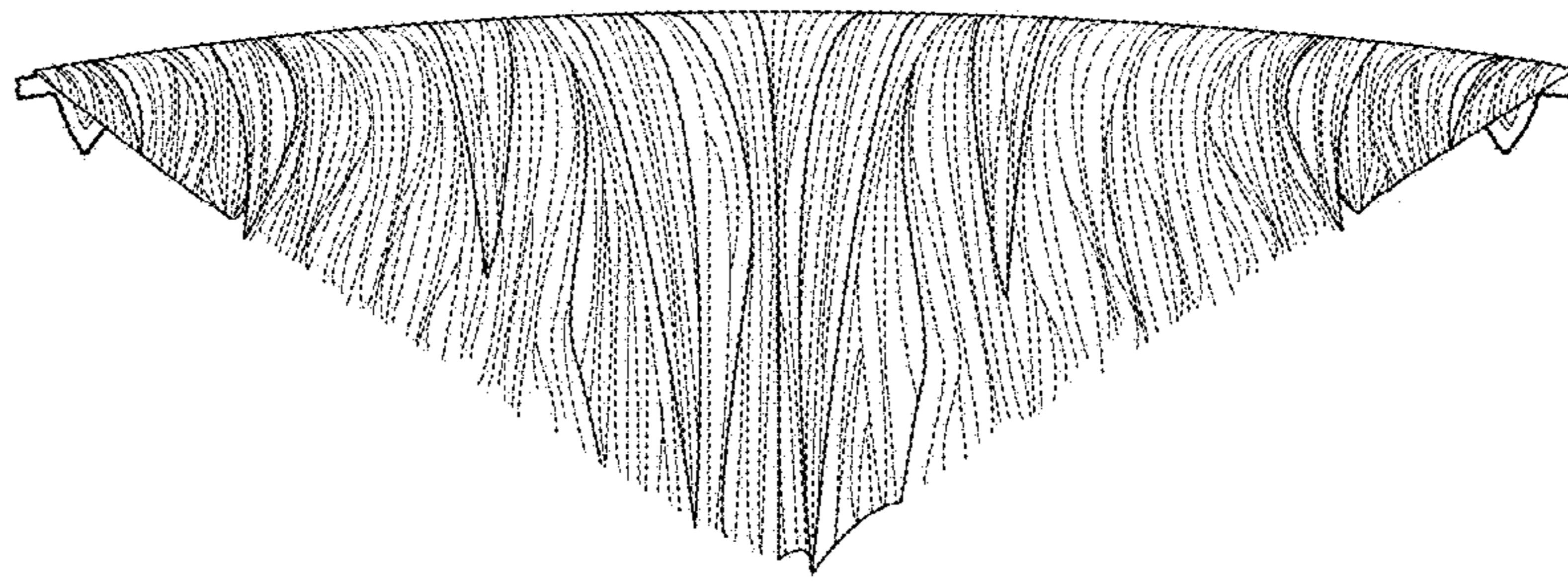


FIG. 4




FIG. 5




FIG. 6

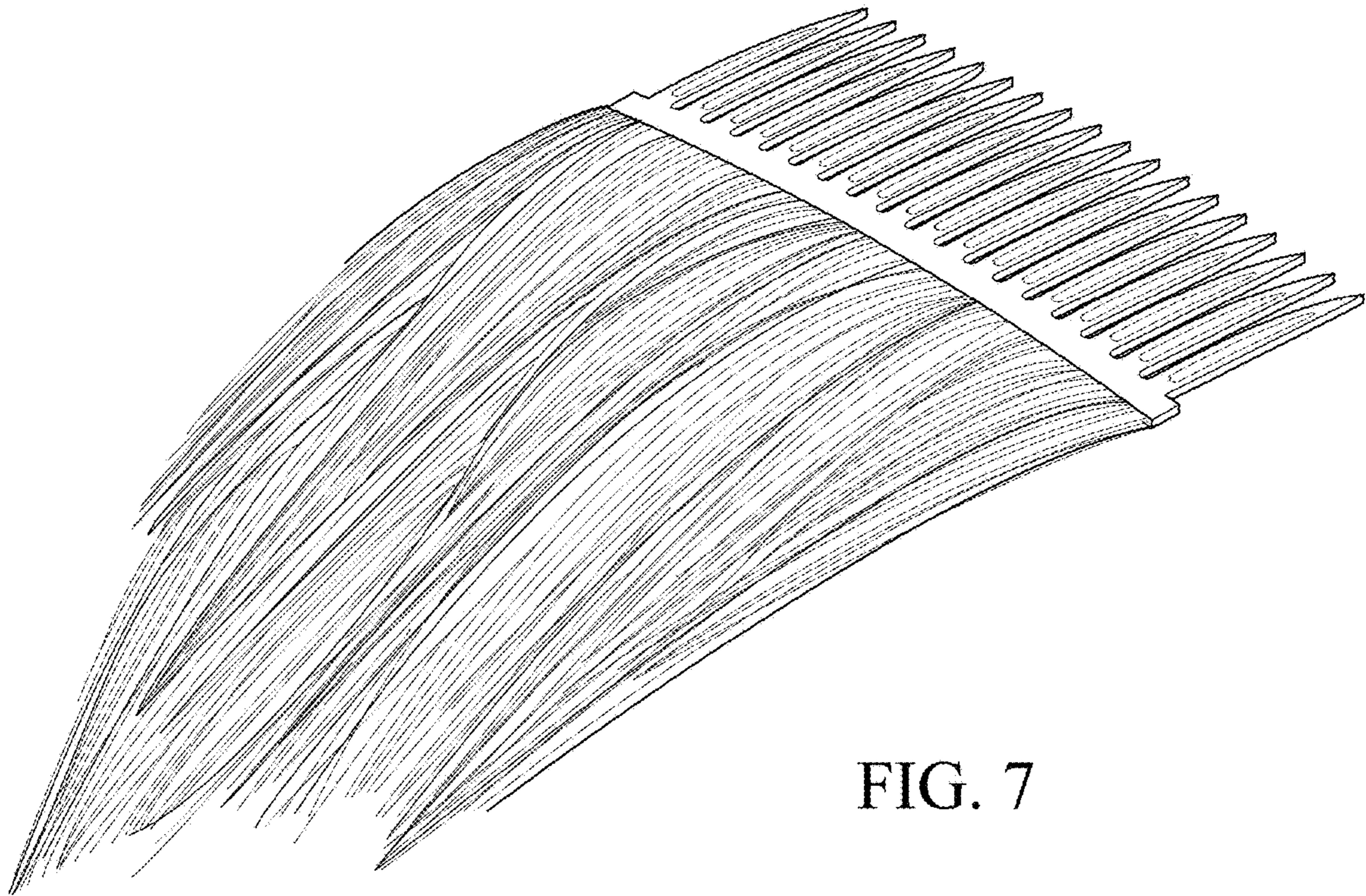


FIG. 7