

US00D834255S

(12) **United States Design Patent** (10) **Patent No.:** **US D834,255 S**
Tokko (45) **Date of Patent:** **** Nov. 20, 2018**

(54) **HAIR EXTENSION PACKAGE**
(71) Applicant: **Ryan Tokko**, Los Angeles, CA (US)
(72) Inventor: **Ryan Tokko**, Los Angeles, CA (US)
(**) Term: **15 Years**
(21) Appl. No.: **29/562,383**
(22) Filed: **Apr. 25, 2016**
(51) **LOC (11) Cl.** **28-04**
(52) **U.S. Cl.**
USPC **D28/93**
(58) **Field of Classification Search**
USPC D28/93, 20, 10, 92, 99, 73, 39; D2/891,
D2/895; D4/114, 127; D9/679, 702,
D9/711, 713, 414-416, 421, 718, 722,
D9/724, 501
CPC . A41G 3/00; A41G 5/00; A41G 3/005; A41G
3/0058; A41G 3/0066; A41G 5/006;
A41G 5/008; A41G 5/004; A41G 5/02;
A41G 5/0073; A41G 5/0053; A41G
5/0093; A41G 5/0046; A63H 3/44; B65D
1/22; B65D 1/225; B65D 1/24; B65D
1/26; B65D 3/24; B65D 5/00; B65D
5/0005; B65D 5/02; B65D 5/08; B65D
5/10; B65D 5/54
See application file for complete search history.

D356,398 S * 3/1995 Hafid D28/92
D363,307 S * 10/1995 Shikuwa D19/186
5,551,452 A * 9/1996 Barlow A41G 5/00
132/201
D405,369 S * 2/1999 Dohner D9/415
D430,703 S * 9/2000 Leslie D28/10
D454,001 S * 3/2002 Mink D4/127
6,830,054 B1 * 12/2004 Ross-Kuehn A41G 5/0093
132/201
D642,744 S * 8/2011 Hunt-Larder D28/32
D668,818 S * 10/2012 Jones D28/42
D704,893 S * 5/2014 Dierker D28/93
D742,072 S * 10/2015 Dixon-Miller D28/92
D767,385 S * 9/2016 McDonald D9/415
D771,318 S * 11/2016 Taff D28/92
D782,296 S * 3/2017 Hubner D9/415
D787,130 S * 5/2017 Tokko D28/92
2002/0185146 A1 * 12/2002 Gold A41G 5/004
132/201
2005/0161057 A1 * 7/2005 Takemura A41G 5/006
132/201
2009/0120451 A1 * 5/2009 Kenna A41G 5/008
132/201

(Continued)

Primary Examiner — Shannon W Morgan
(74) *Attorney, Agent, or Firm* — Chanmin Park

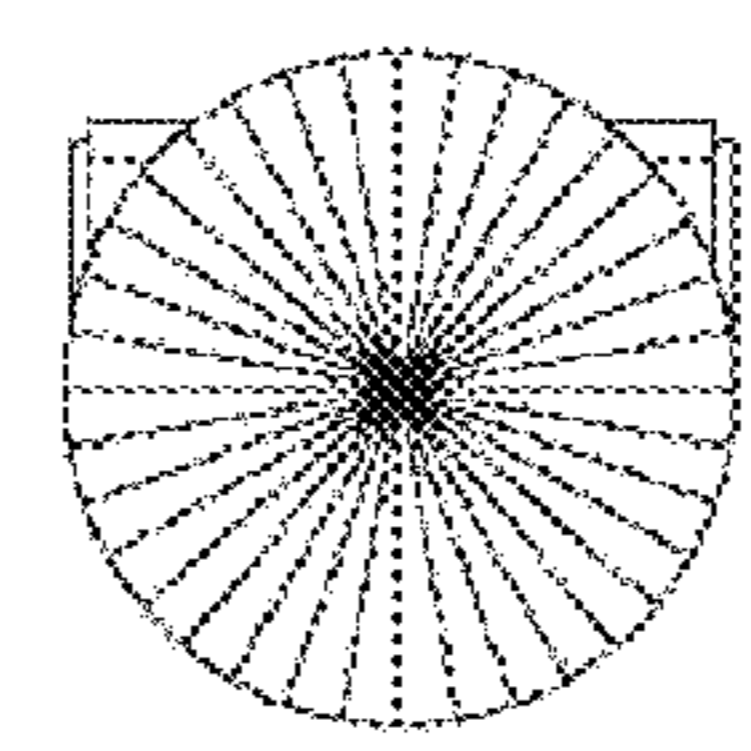
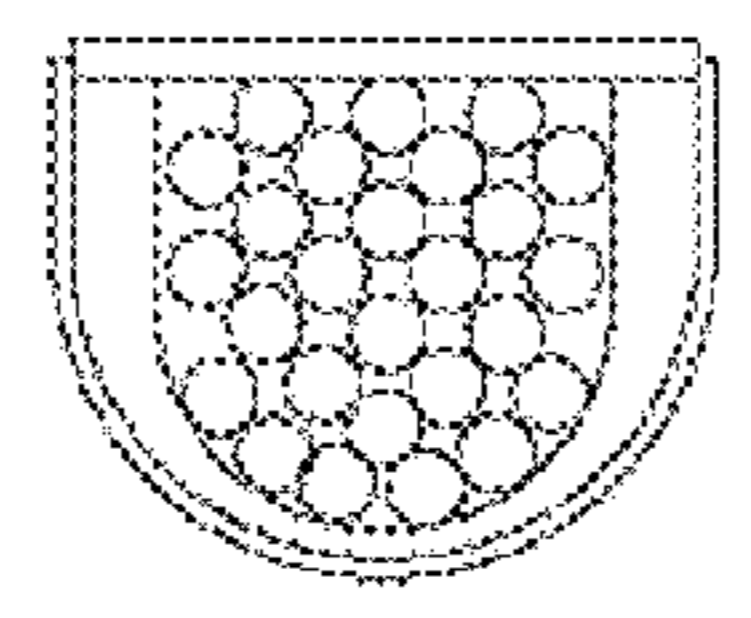
(57) **CLAIM**
The ornamental design for a hair extension package.

DESCRIPTION

FIG. 1 is a top plan view of a hair extension package;
FIG. 2 is a bottom plan view thereof;
FIG. 3 is a right side-elevation view thereof;
FIG. 4 is a left side-elevation view thereof;
FIG. 5 is a front elevation view thereof; and,
FIG. 6 is a rear elevation view thereof.
Broken lines in FIG. 6 show a bar code label, and form no
part of the claimed design.

1 Claim, 1 Drawing Sheet

(56) **References Cited**
U.S. PATENT DOCUMENTS
D26,172 S * 10/1896 Suter D28/10
1,351,427 A * 8/1920 Krasmauskis A41G 5/004
132/53
D130,272 S * 11/1941 Glassheim et al. D2/870
D196,022 S * 8/1963 Griffith D4/116
D214,242 S * 5/1969 Klugmann D28/92
3,530,862 A * 9/1970 Hudson A41G 3/00
132/201
D263,449 S * 3/1982 Jarund D9/415



(56)

References Cited

U.S. PATENT DOCUMENTS

2009/0272396 A1* 11/2009 Tochioka A41G 5/0046
132/201
2012/0085362 A1* 4/2012 Costa A41G 5/004
132/201
2016/0220011 A1* 8/2016 Minato A41G 5/0046
2016/0262482 A1* 9/2016 Kim A41G 5/0053
2016/0324240 A1* 11/2016 Cho A41G 5/0073
2017/0127742 A1* 5/2017 Riggins A41G 5/0046

* cited by examiner

FIG. 6




FIG. 5




FIG. 4




FIG. 3




FIG. 2

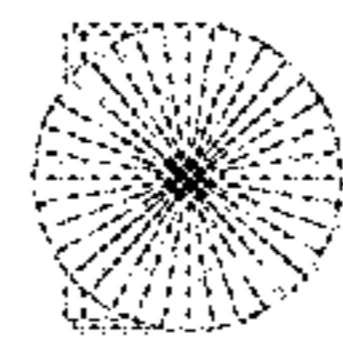


FIG. 1

