

US00D834251S

(12) **United States Design Patent** (10) **Patent No.:** **US D834,251 S**
Spalitta (45) **Date of Patent:** **** Nov. 20, 2018**

(54) **RAZOR BLADE CARTRIDGE**
 (71) Applicant: **Emile J. Spalitta**, Talihina, OK (US)
 (72) Inventor: **Emile J. Spalitta**, Talihina, OK (US)
 (**) Term: **15 Years**
 (21) Appl. No.: **29/579,581**
 (22) Filed: **Sep. 30, 2016**
 (51) **LOC (11) Cl.** **28-03**
 (52) **U.S. Cl.**
 USPC **D28/47**
 (58) **Field of Classification Search**
 USPC D28/46-48, 54
 CPC B26B 21/4012-21/4031; B26B
 21/22-21/565; B26B 21/08; B26B 21/12;
 B26B 21/14; B26B 21/16; B26B 21/18
 See application file for complete search history.

D633,253 S 2/2011 Wonderley et al.
 7,918,027 B2 * 4/2011 Colthurst B26B 21/56
 30/346.5
 D640,415 S 6/2011 Wonderley et al.
 D643,976 S 8/2011 Wonderley et al.
 D643,977 S 8/2011 Wonderley et al.
 D648,075 S 11/2011 Wonderley et al.
 D701,646 S * 3/2014 Jobdevairakkam D28/47
 2017/0239826 A1 * 8/2017 Dudkiewicz B26B 21/28

* cited by examiner

Primary Examiner — Jennifer Rivard
 (74) *Attorney, Agent, or Firm* — Scott T. Griggs; Griggs
 Bergen LLP

(57) **CLAIM**

The ornamental design for a razor blade cartridge, as shown and described.

(56) **References Cited**


U.S. PATENT DOCUMENTS

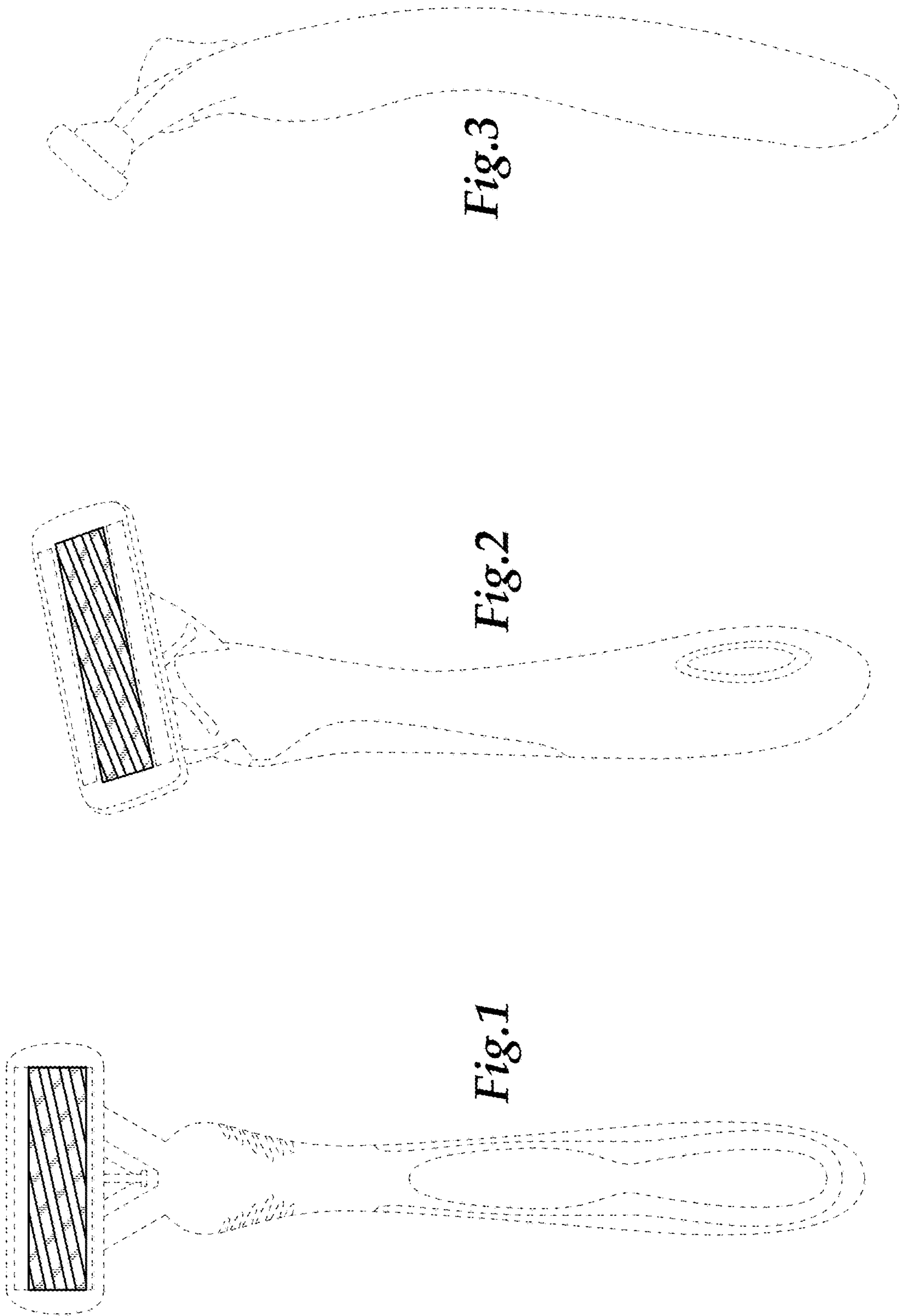
4,128,937 A * 12/1978 Adorney B26B 21/22
 30/47
 4,152,828 A 5/1979 Lund
 4,663,843 A 5/1987 Savage
 5,475,923 A 12/1995 Ferraro
 6,216,561 B1 * 4/2001 Dischler B26B 21/20
 76/104.1
 6,263,576 B1 * 7/2001 Drapak B26B 21/14
 30/48
 6,519,856 B1 * 2/2003 Dischler B26B 21/22
 30/346.57

DESCRIPTION

FIG. 1 is a front elevational view of a razor blade cartridge;
 FIG. 2 is a perspective view thereof;
 FIG. 3 is a left side elevational view thereof, the right side
 view being a mirror image;
 FIG. 4 is a rear elevational view thereof;
 FIG. 5 is an additional front view thereof; and,
 FIG. 6 is a top plan view thereof.
 The broken lines illustrate the environment of the razor
 blade cartridge and form no part of the claimed design.

1 Claim, 2 Drawing Sheets





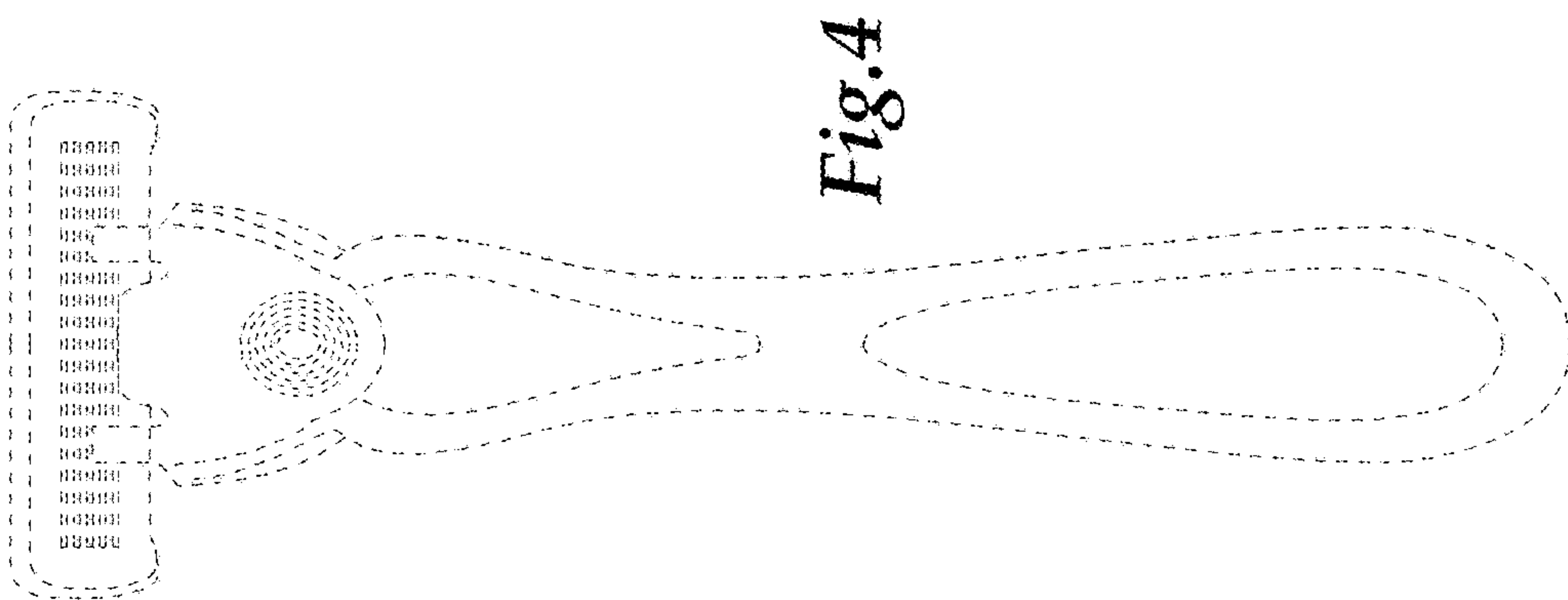


Fig. 4

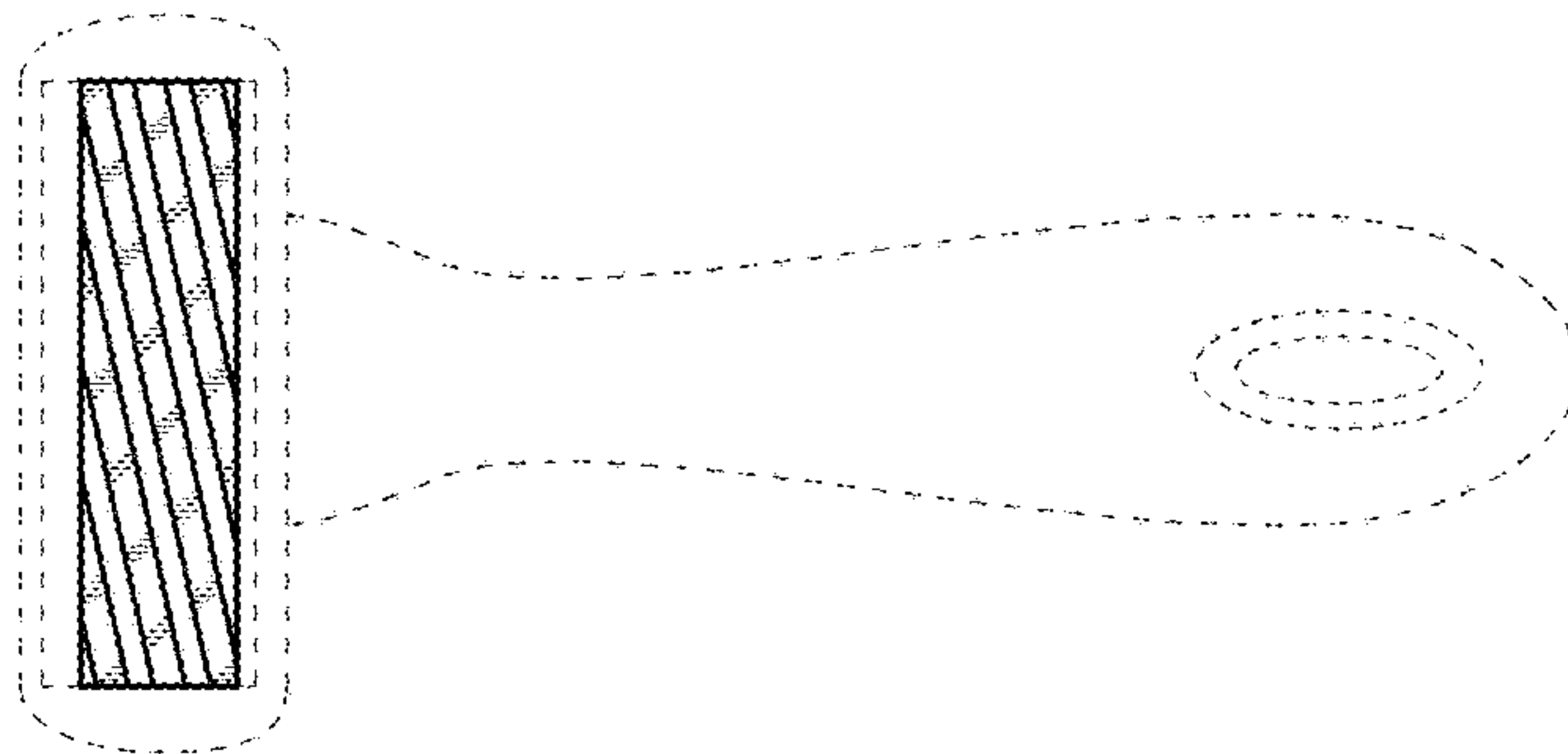


Fig. 5

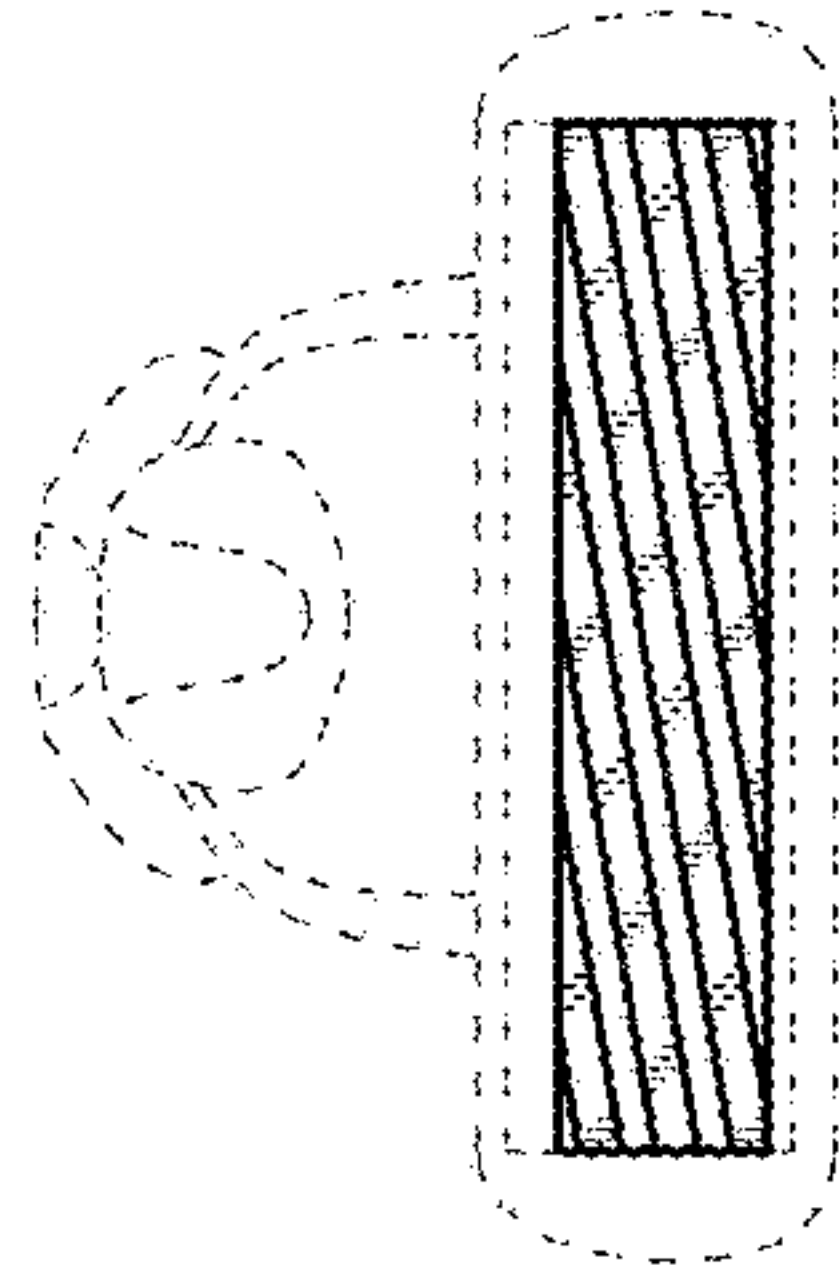


Fig. 6