

US00D834250S

(12) **United States Design Patent**  
**Condon**

(10) **Patent No.:** **US D834,250 S**  
(45) **Date of Patent:** **\*\* Nov. 20, 2018**

(54) **COMB**

(71) Applicant: **Stephen Colin Condon**, Austin, TX  
(US)

(72) Inventor: **Stephen Colin Condon**, Austin, TX  
(US)

(\*\*) Term: **15 Years**

(21) Appl. No.: **29/616,164**

(22) Filed: **Sep. 1, 2017**

(51) **LOC (11) Cl.** ..... **28-03**

(52) **U.S. Cl.**  
USPC ..... **D28/21**

(58) **Field of Classification Search**  
USPC ..... D28/21, 24, 25, 27, 28, 30, 31, 32, 33,  
D28/34, 39, 40, 41, 42, 43, 76, 77, 78,  
D28/82, 92, 93  
CPC .... A45D 24/00; A45D 24/002; A45D 24/005;  
A45D 24/02; A45D 24/04; A45D 24/30;  
A45D 24/34; A45D 24/36; A45D 8/00;  
A45D 8/02; A45D 8/12; A45D 8/20;  
A45D 8/24; A45D 8/28; A45D 8/30;  
A45D 8/34; A45D 2008/002; A45D  
2008/004; A01K 13/00; A41G 3/00;  
A41G 3/0008; A41G 3/0033; A41G 5/02;  
B65D 85/00; B65D 85/54; B65D 85/70  
See application file for complete search history.

D155,464 S \* 10/1949 Ulvad ..... D28/21  
D162,519 S \* 3/1951 Collins ..... D28/21  
2,571,701 A \* 10/1951 Forrester ..... A45D 24/10  
132/122

D262,916 S 2/1982 Tihonovich  
D275,329 S 8/1984 Giuliano  
4,517,998 A \* 5/1985 Furco ..... A45D 24/36  
132/148

D284,315 S 6/1986 Pribble  
D319,892 S 9/1991 Caron  
D367,728 S \* 3/1996 Bozak ..... D28/21  
D367,729 S 3/1996 Bozak  
D369,435 S 4/1996 Bozak  
D377,236 S 1/1997 Nevarez  
D403,809 S \* 1/1999 Stephens ..... D28/21  
D405,228 S \* 2/1999 Lucero ..... D28/21  
D478,395 S 8/2003 Cheung  
D480,834 S \* 10/2003 Cheung ..... D28/21  
D490,194 S 5/2004 Plante  
D496,128 S 9/2004 Antonopoulos  
D559,444 S \* 1/2008 Chudzik ..... D28/21

(Continued)

*Primary Examiner* — Barbara Fox  
*Assistant Examiner* — Messina L Smith  
(74) *Attorney, Agent, or Firm* — Stover Legal; Blake D. Stovall

(57) **CLAIM**

The ornamental design for a comb, as shown.

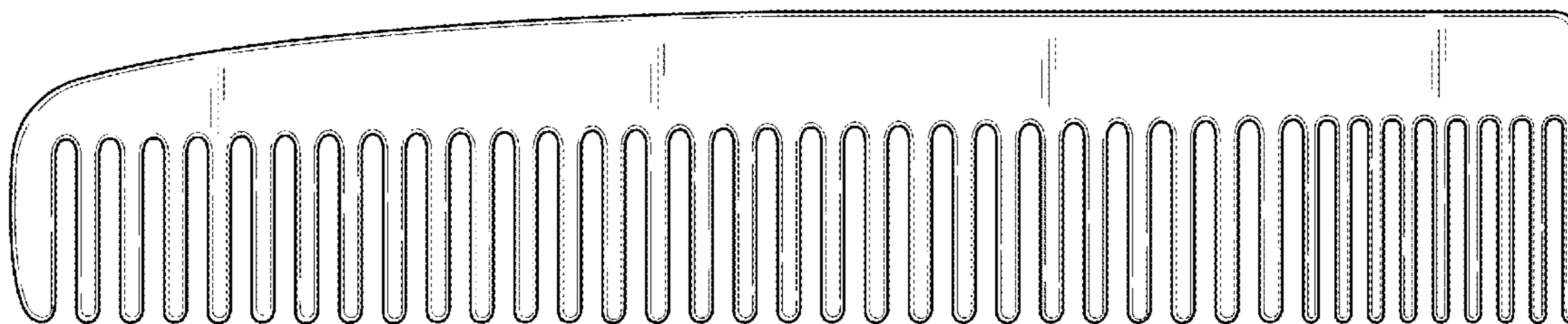
**DESCRIPTION**

FIG. 1 is a top perspective view of a comb showing my new design;  
FIG. 2 is a front view thereof;  
FIG. 3 is a rear view thereof;  
FIG. 4 is a right side view thereof;  
FIG. 5 is a left side view thereof;  
FIG. 6 is a top view thereof; and,  
FIG. 7 is a bottom view thereof.

**1 Claim, 3 Drawing Sheets**

(56) **References Cited**  
U.S. PATENT DOCUMENTS

1,942,753 A \* 1/1934 Griffin ..... A45D 24/02  
132/159  
D108,348 S \* 2/1938 Schelhammer ..... 132/219  
2,126,214 A \* 8/1938 Schelhammer ..... A45D 24/02  
132/219  
2,236,446 A \* 3/1941 Pucci ..... A45D 24/02  
132/139



(56)

**References Cited**

U.S. PATENT DOCUMENTS

|                   |         |                 |            |
|-------------------|---------|-----------------|------------|
| D719,295 S *      | 12/2014 | Hsu .....       | A45D 24/00 |
|                   |         |                 | D28/21     |
| D782,111 S *      | 3/2017  | Litwinski ..... | D28/21     |
| D782,737 S *      | 3/2017  | Strom .....     | D28/21     |
| D796,739 S *      | 9/2017  | Burton .....    | D28/21     |
| D796,741 S *      | 9/2017  | Burton .....    | D28/21     |
| 2006/0283473 A1 * | 12/2006 | Chudzik .....   | A45D 24/02 |
|                   |         |                 | 132/125    |

\* cited by examiner

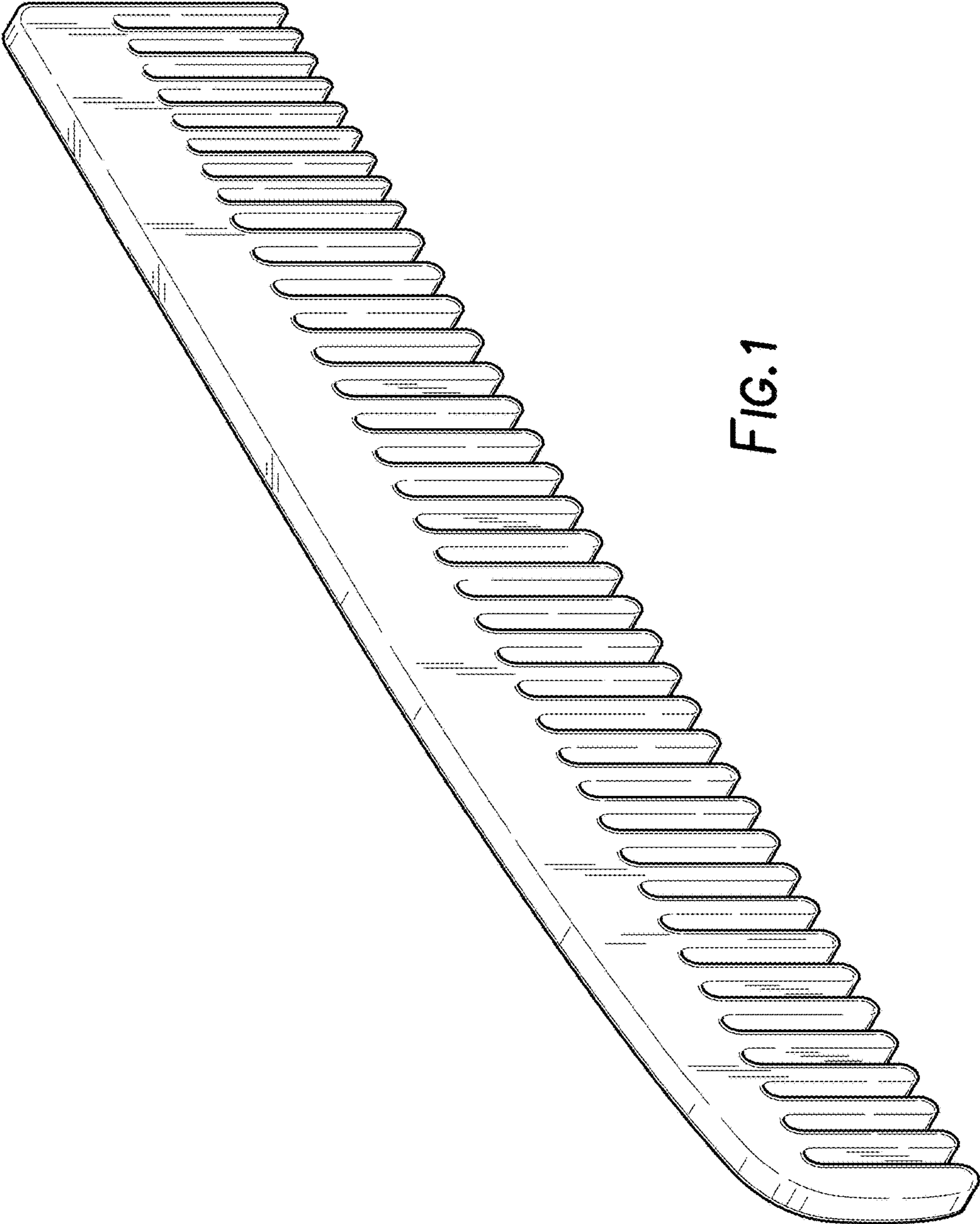


FIG. 1

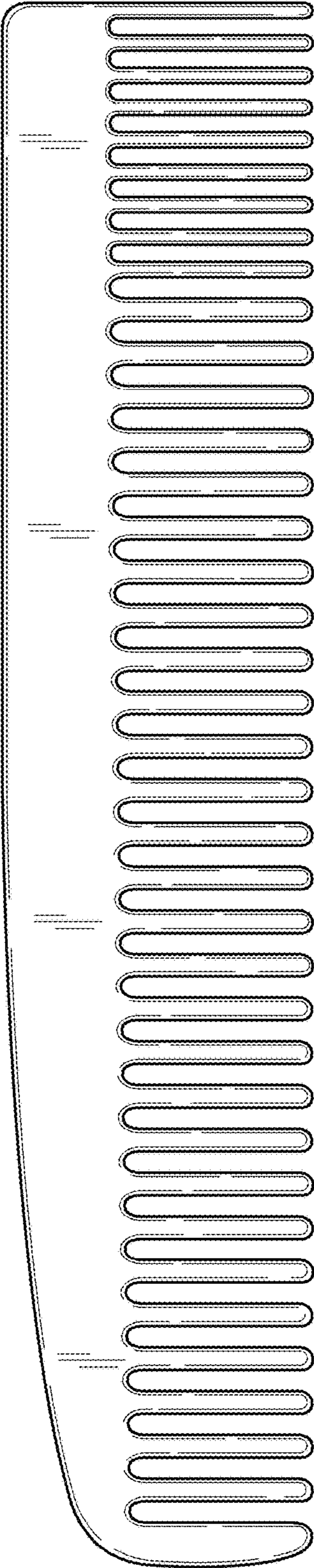


FIG. 2

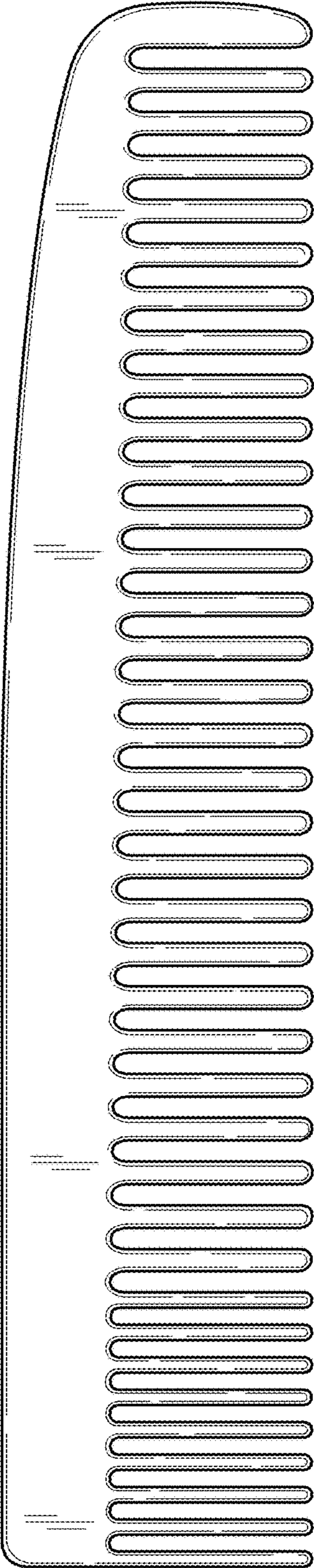


FIG. 3



FIG. 4

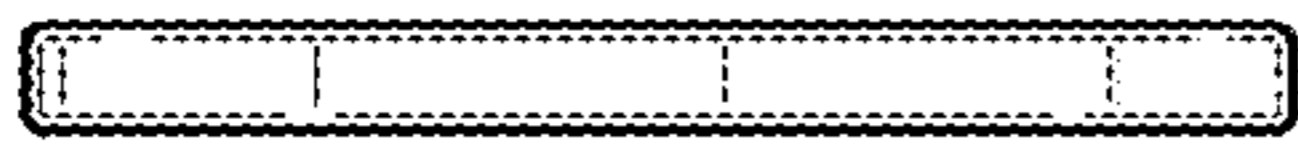


FIG. 5



FIG. 6



FIG. 7