

US00D834206S

(12) **United States Design Patent** (10) **Patent No.:** **US D834,206 S**
Ducharme et al. (45) **Date of Patent:** **** *Nov. 20, 2018**

(54) **ANKLE BRACE SUPPORT** 4,729,370 A * 3/1988 Kallassy A61F 13/066
602/65
(71) Applicant: **EXTREMITY DEVELOPMENT** 4,844,058 A 7/1989 Vogelbach
COMPANY, LLC, Akron, OH (US) 4,974,343 A 12/1990 Davidson
5,139,479 A 8/1992 Peters
(72) Inventors: **Dustin Ducharme, Littleton, CO (US);** D345,421 S * 3/1994 Schumann D24/190
Annunziato Amendola, Durham, NC 5,713,837 A 2/1998 Grim et al.
(US); Bryan Den Hartog, Urbandale, 5,795,316 A 8/1998 Gaylord
IA (US); David B. Kay, Akron, OH 6,585,674 B2 7/2003 Toda
(US); Anthony Perera, Cardiff (GB); 6,641,550 B1 11/2003 Johnson
Brian Milliff, Kirtland, OH (US); 6,663,583 B1 12/2003 Janis
Patrick Brown, Cleveland Heights, OH
(US) (Continued)

FOREIGN PATENT DOCUMENTS

(73) Assignee: **EXTREMITY DEVELOPMENT** DE 3416253 A1 11/1985
COMPANY, LLC, Akron, OH (US) DE 4238610 A1 5/1994
GB 539243 9/1941
(*) Notice: This patent is subject to a terminal disclaimer.
(**) Term: **15 Years**
(74) *Attorney, Agent, or Firm* — Hudak, Shunk & Farine Co., LPA

(57) **CLAIM**

The ornamental design for an “ankle brace support,” as shown and described.

DESCRIPTION

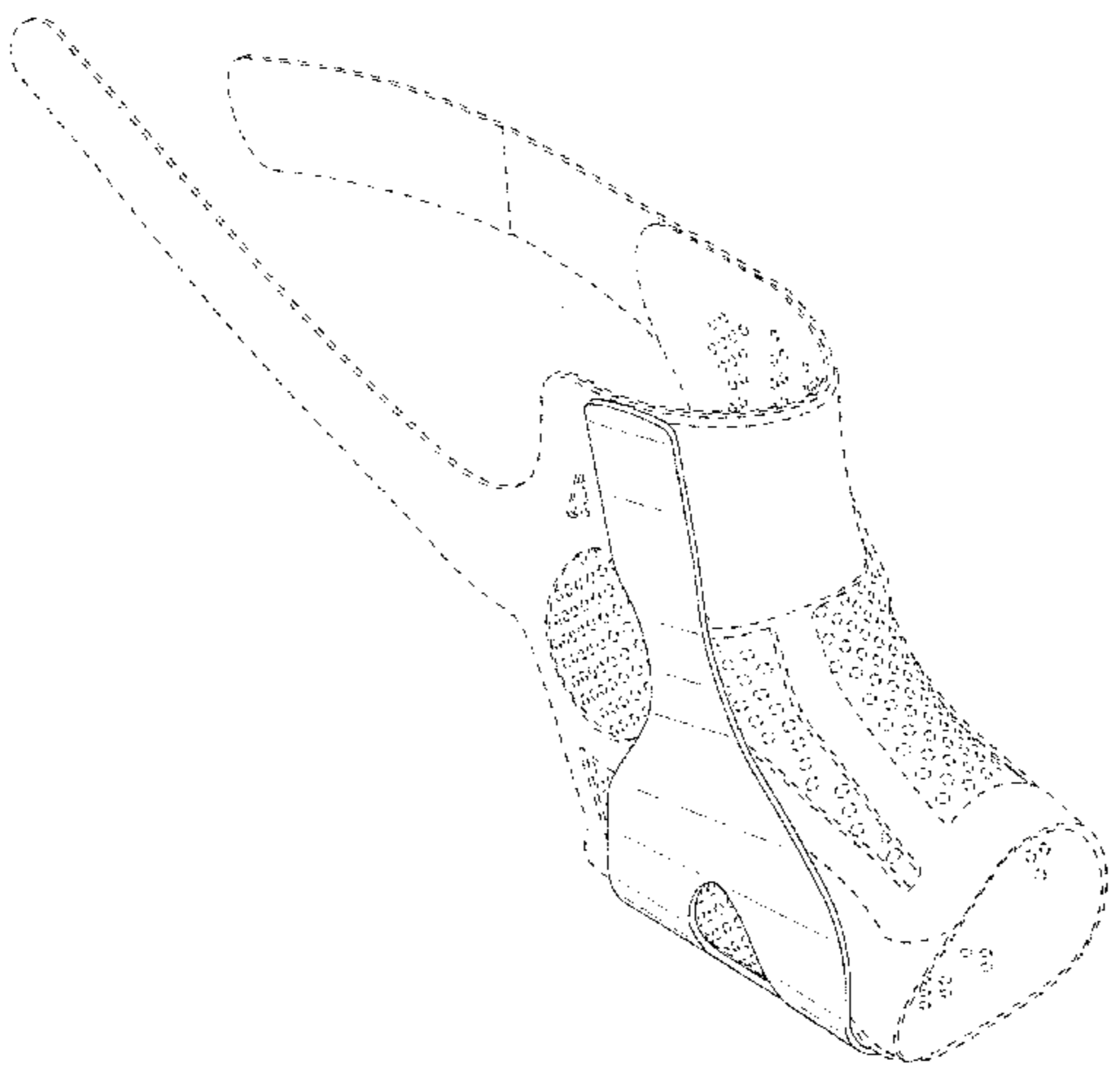
FIG. 1 is a right top perspective view of an ankle brace showing my new design;
FIG. 2 is a left top perspective view thereof;
FIG. 3 is a right bottom perspective thereof;
FIG. 4 is a left bottom perspective thereof;
FIG. 5 is a right side view thereof;
FIG. 6 is a left side view thereof;
FIG. 7 is a front view thereof;
FIG. 8 is a rear view thereof;
FIG. 9 is a top view thereof; and,
FIG. 10 is a bottom view thereof.
The broken lines in the drawings depict portions of the ankle brace that form no part of the claim.

1 Claim, 10 Drawing Sheets

(56) **References Cited**

U.S. PATENT DOCUMENTS

222,531 A	12/1879	Porter
1,577,203 A	3/1926	Cramer
3,970,083 A	7/1976	Carrigan
4,495,942 A	1/1985	Palumbo
4,590,932 A	5/1986	Wilkerson
4,597,395 A	7/1986	Barlow et al.



(56)

References Cited

U.S. PATENT DOCUMENTS

D552,743	S	10/2007	Verkade et al.	
D552,744	S	10/2007	Verkade et al.	
D612,061	S *	3/2010	Alvarez	D24/192
7,905,850	B2	3/2011	Norton	
D662,598	S *	6/2012	Anderson	D24/192
D686,738	S *	7/2013	Tabron	D24/192
8,505,120	B2	8/2013	Lambertz	
86,415,654		2/2014	Verkade et al.	
D702,359	S *	4/2014	Amiot	D24/192
D703,336	S *	4/2014	Eldridge	D24/192
D704,845	S *	5/2014	Daizade	D24/192
D704,846	S *	5/2014	Daizade	D24/192
8,734,371	B2	5/2014	Robertson	
D708,344	S *	7/2014	Best	D24/192
D722,382	S *	2/2015	Lee	D24/192
D722,424	S *	2/2015	Schoenhaus	D2/919
D774,654	S *	12/2016	Anderson	D2/980
9,510,965	B2 *	12/2016	Grim	A61F 5/0111
D800,911	S *	10/2017	Diemer	D24/192
2009/0076428	A1	3/2009	Kay	
2011/0313338	A1	12/2011	Baetz et al.	
2014/0276315	A1	9/2014	Gildersleeve et al.	
2014/0316321	A1 *	10/2014	Mueller	A61F 5/0111 602/27
2015/0119775	A1	4/2015	Gildersleeve et al.	
2015/0143716	A1	5/2015	Long et al.	
2015/0290014	A1	10/2015	Anglada et al.	
2016/0095734	A1	4/2016	Sigurdsson et al.	
2017/0135839	A1	5/2017	Ducharme et al.	
2017/0151083	A1	6/2017	Lee et al.	
2017/0246020	A1 *	8/2017	Jones	A61F 5/0106
2018/0042751	A1 *	2/2018	Derose	A61F 5/0111

* cited by examiner

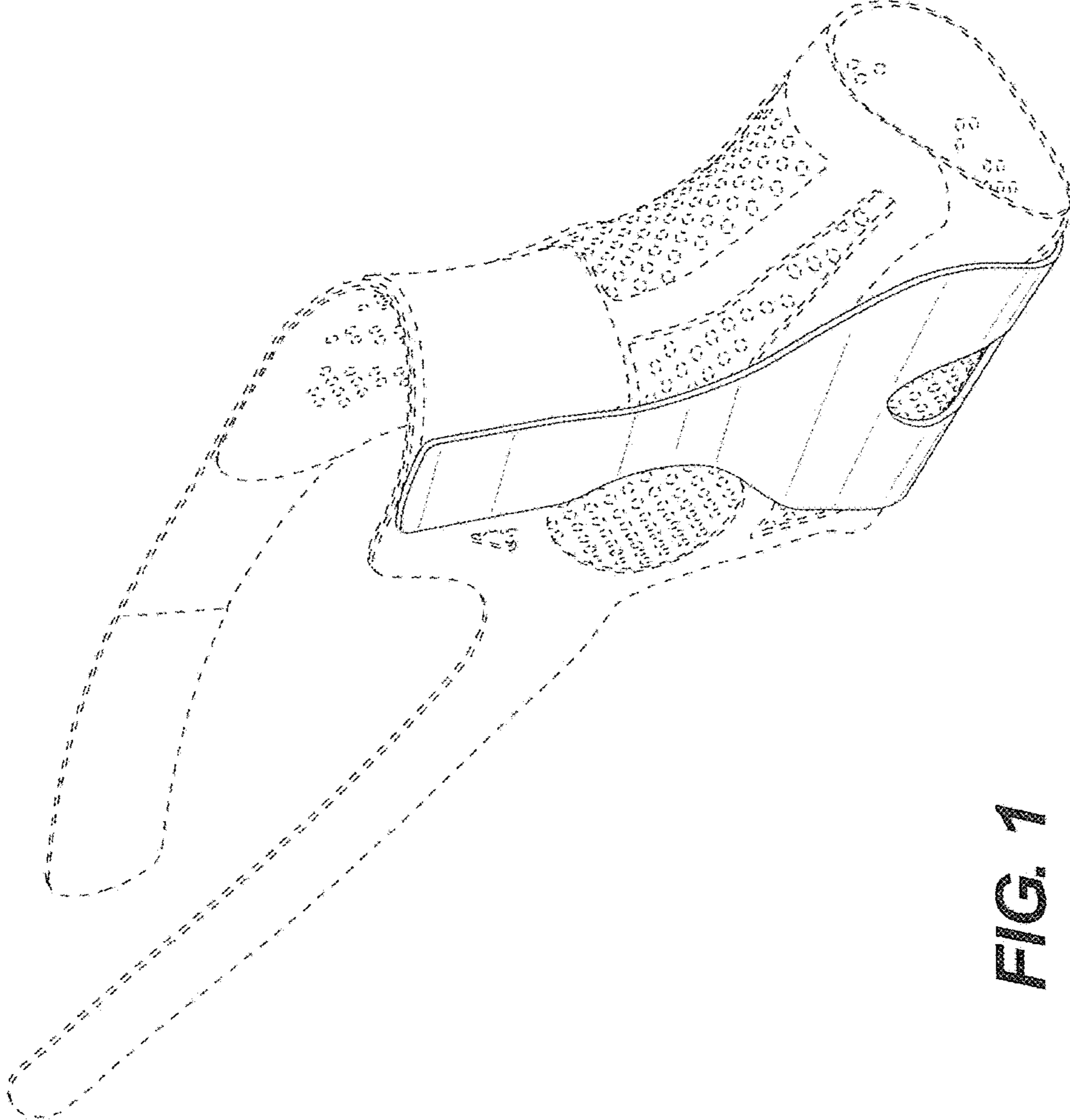


FIG. 1

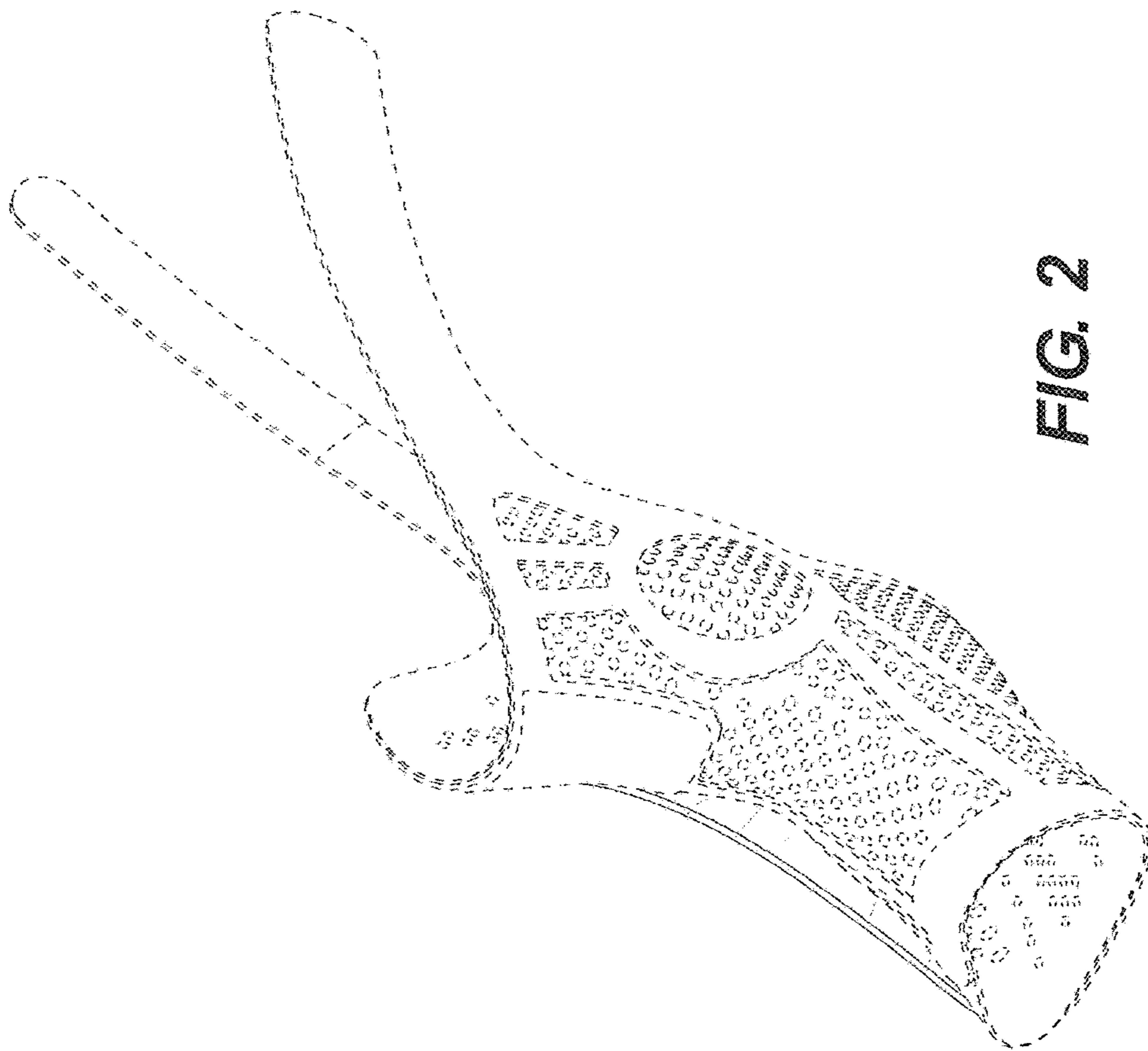


FIG. 2

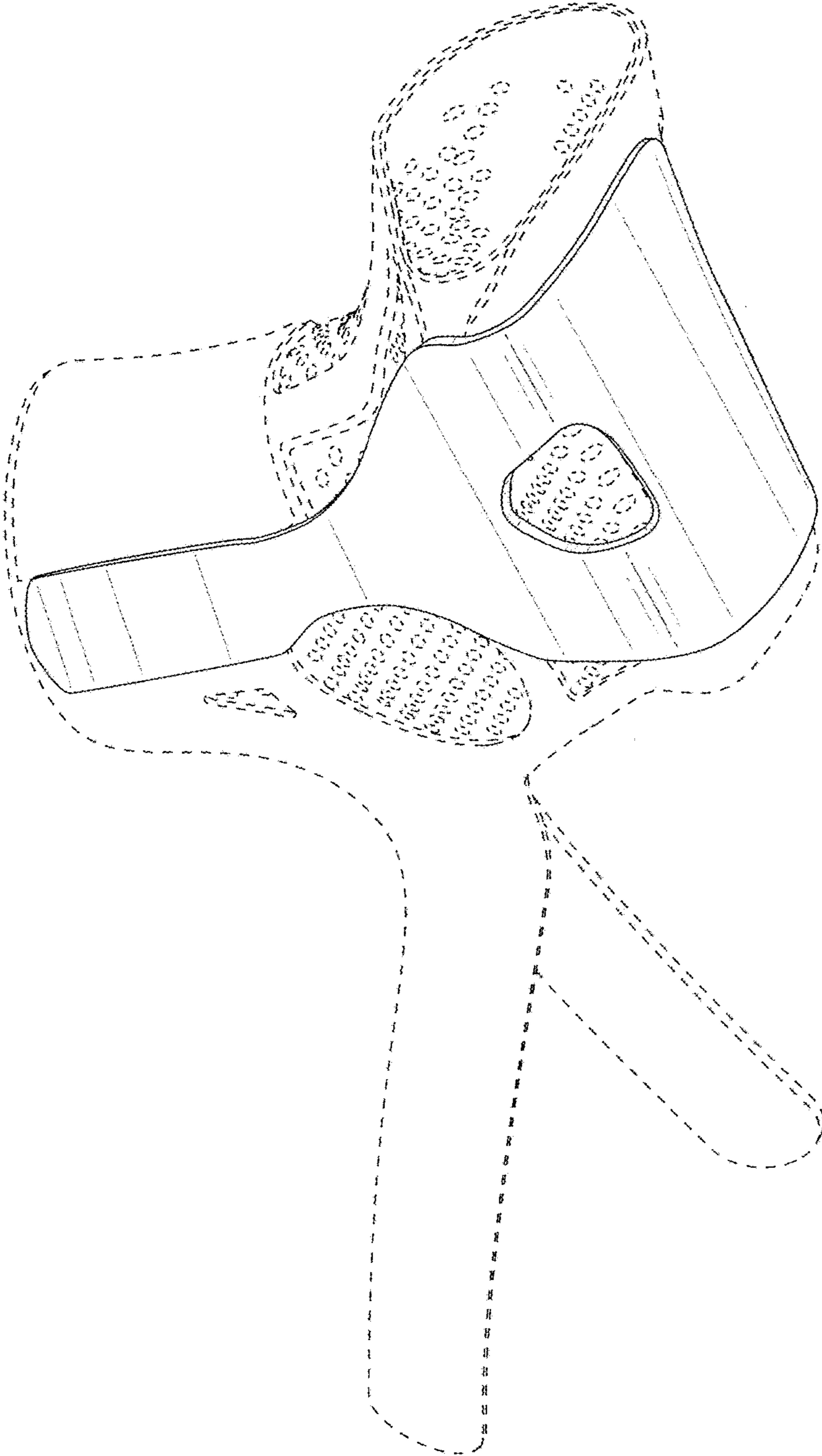


FIG. 3

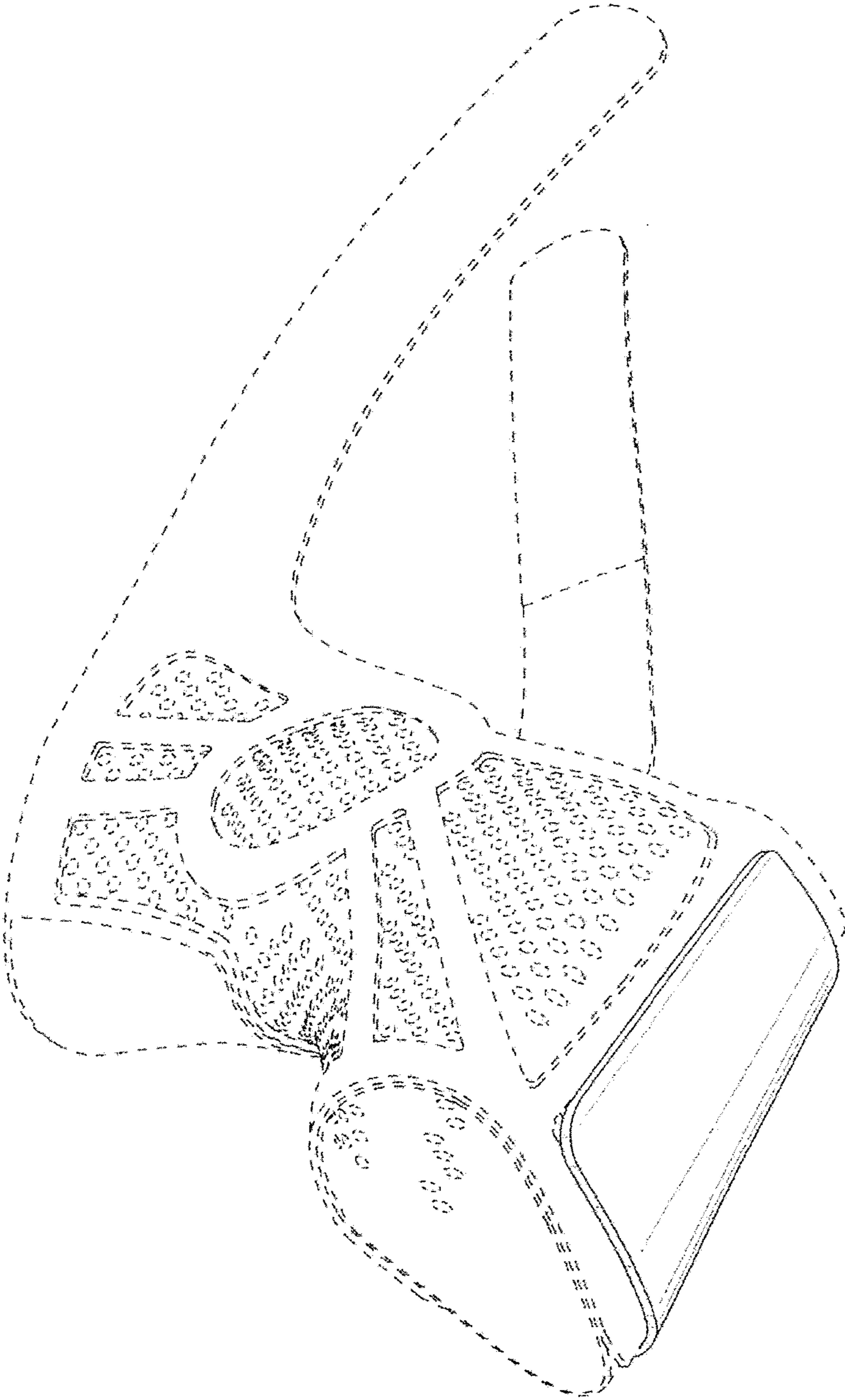


FIG. 4

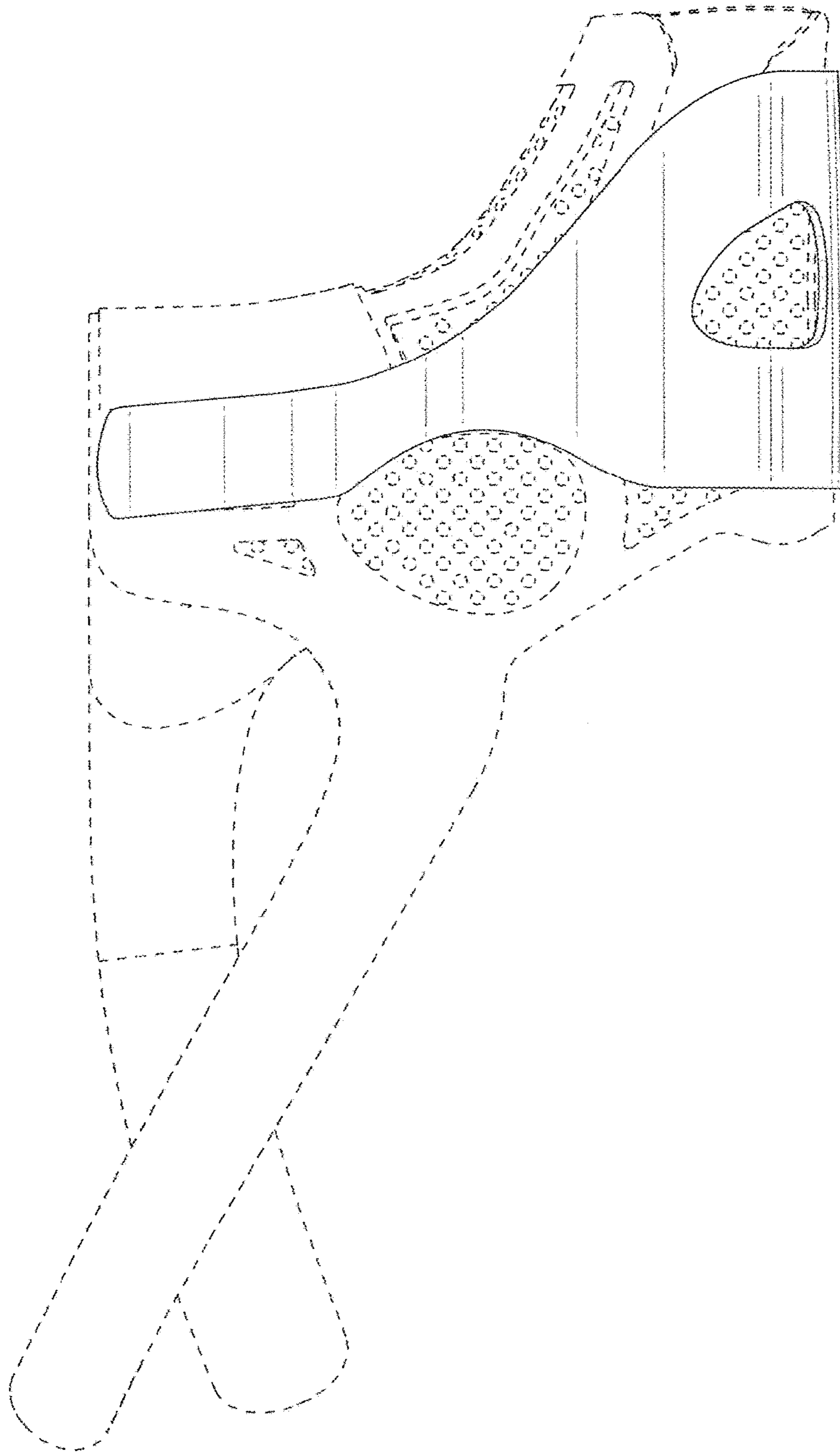


FIG. 5

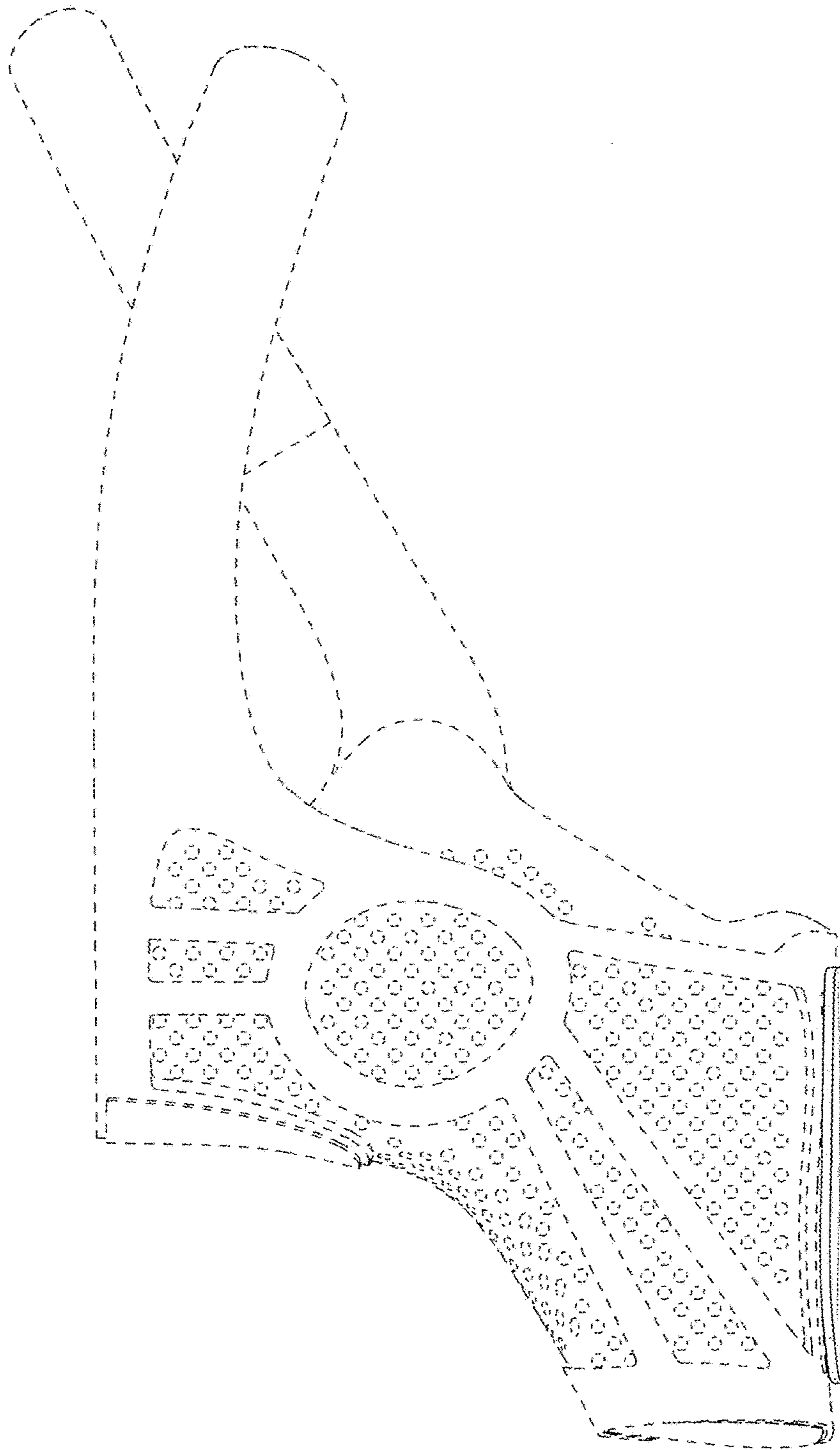


FIG. 6

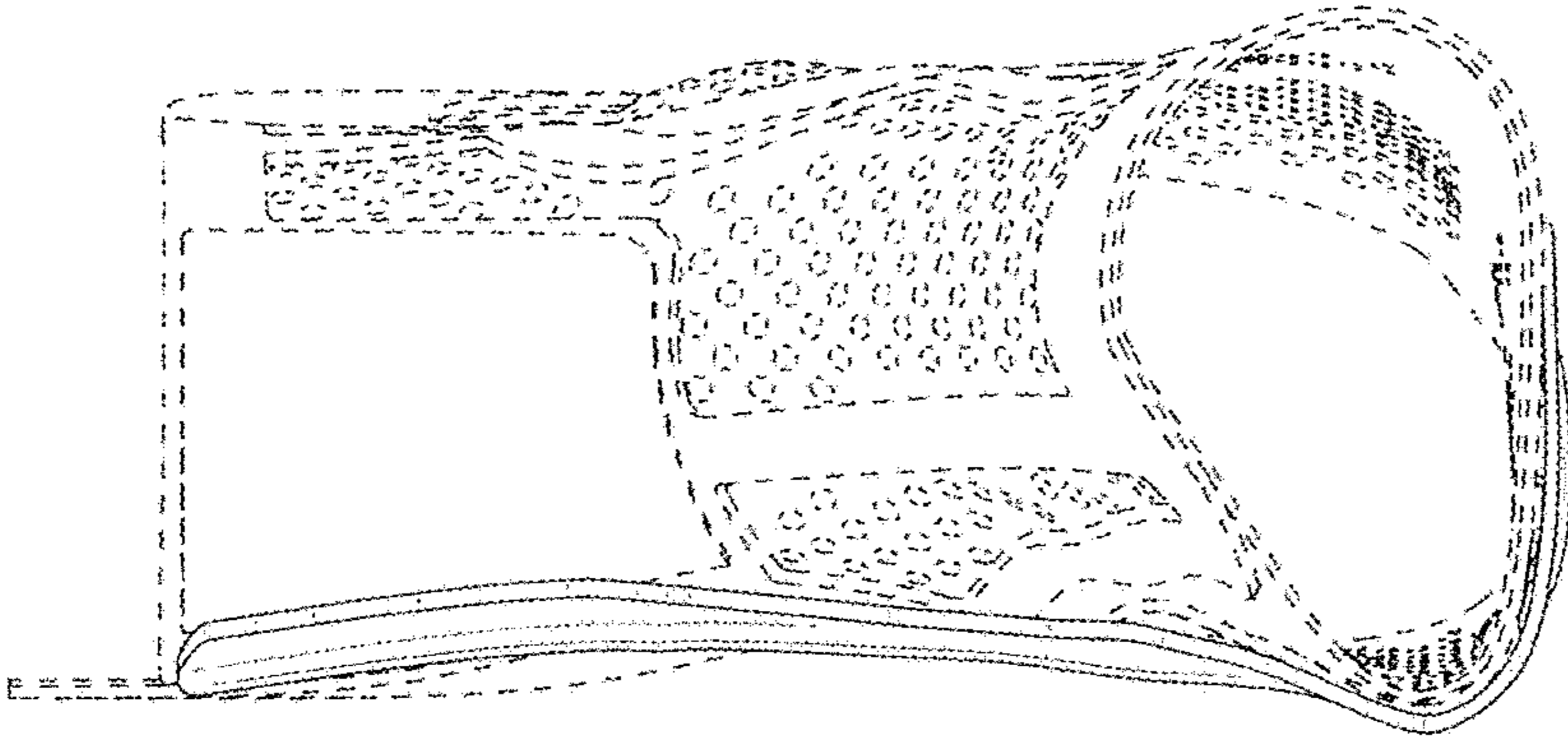


FIG. 7

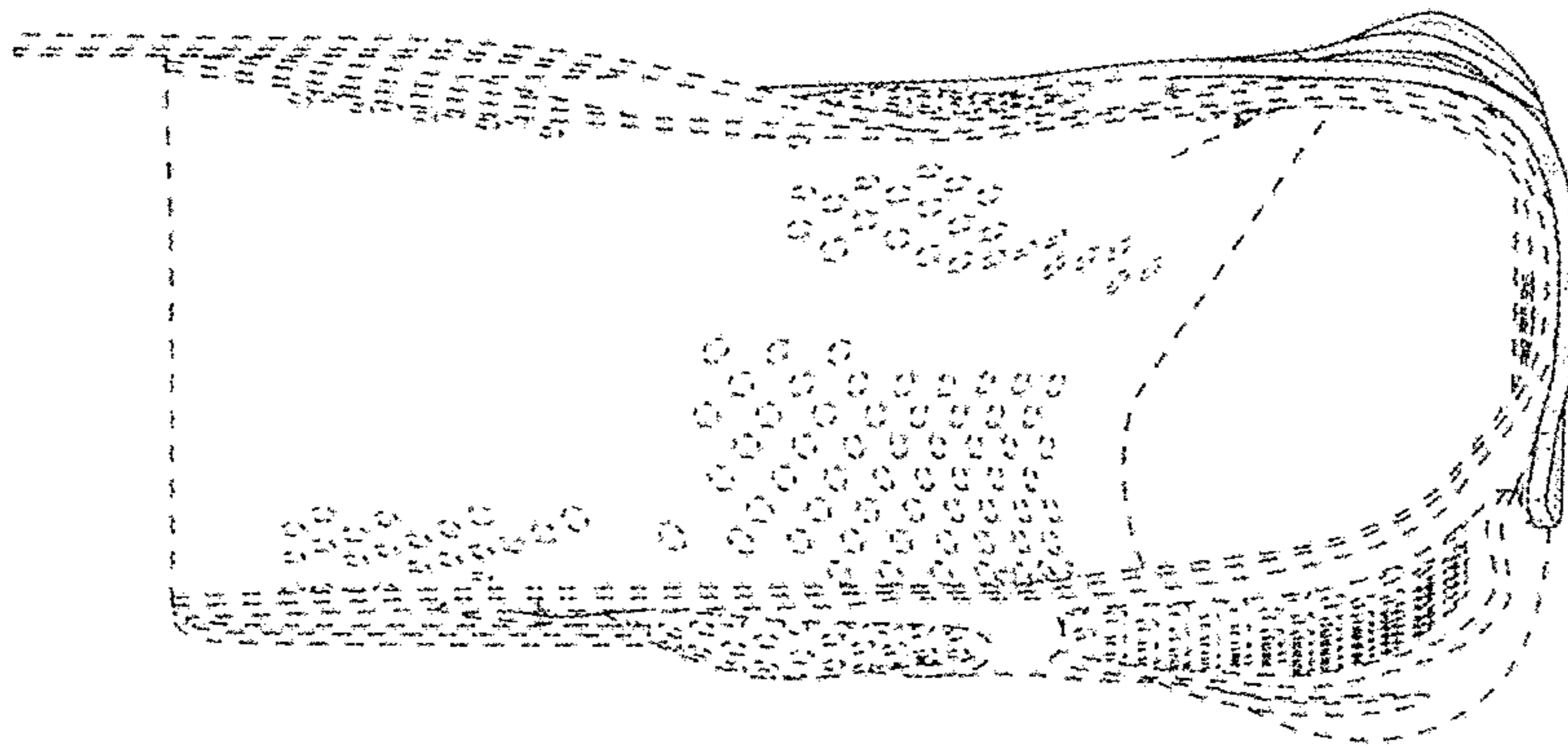


FIG. 8

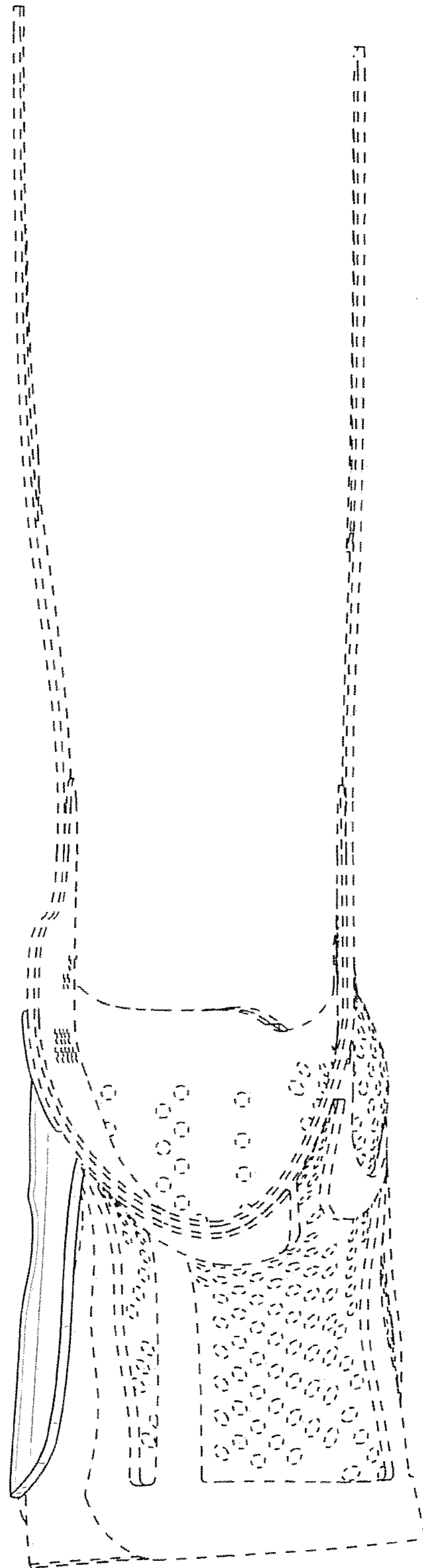


FIG. 9

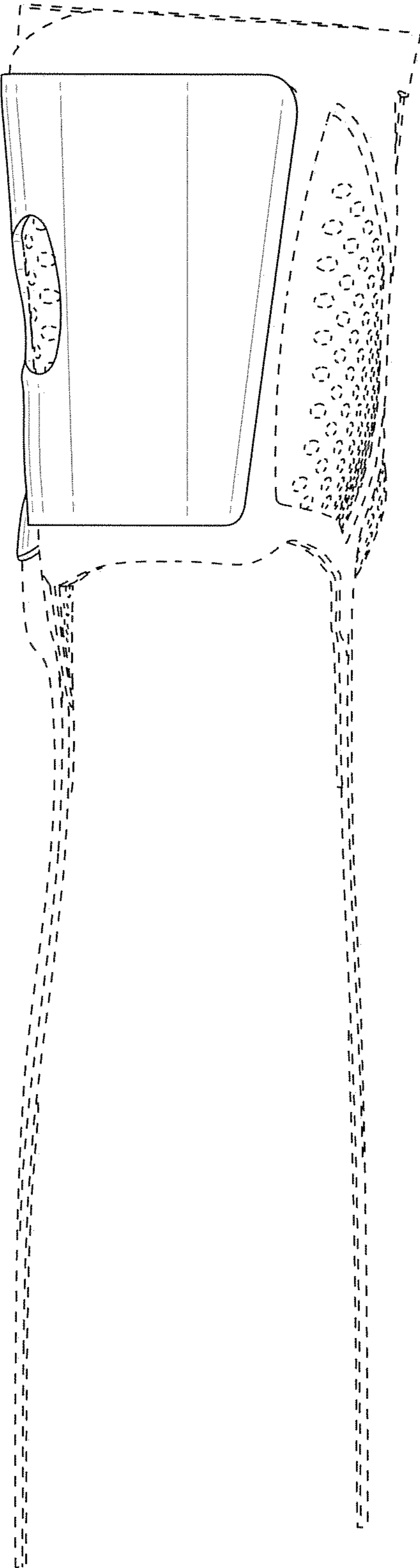


FIG. 10