

US00D834175S

(12) **United States Design Patent** (10) **Patent No.:** **US D834,175 S**
Kim (45) **Date of Patent:** **** Nov. 20, 2018**

(54) **BREAKABLE WATER BOTTLE ADDITIVE**

(71) Applicant: **Ernest Kim**, Irvine, CA (US)

(72) Inventor: **Ernest Kim**, Irvine, CA (US)

(**) Term: **15 Years**

(21) Appl. No.: **29/562,552**

(22) Filed: **Apr. 26, 2016**

(51) **LOC (11) Cl.** **24-01**

(52) **U.S. Cl.**
USPC **D24/101**

(58) **Field of Classification Search**

USPC D24/100-104; D1/130

CPC A61K 9/20; A61K 9/209; A61K 9/2077;
A61K 9/5078; A61K 9/4891; A61K
9/167; A61K 9/2072; A61K 9/2081;
A61K 9/2086; A61K 8/11

See application file for complete search history.

(56) **References Cited**

U.S. PATENT DOCUMENTS

1,836,604 A * 12/1931 Meyer C13B 50/02
127/30
2,386,416 A * 10/1945 Wilhelm A61J 1/03
206/531
2,996,431 A * 8/1961 Barry A61J 3/10
23/313 R
D216,307 S * 12/1969 Ninger 424/467
D260,477 S * 9/1981 Jones 451/540
4,465,660 A * 8/1984 David A61K 9/2072
424/465
4,503,031 A * 3/1985 Glassman A61K 9/0007
424/44

D711,621 S * 8/2014 Hatherell D1/130
2004/0245279 A1 * 12/2004 Bradley A47L 15/4463
221/266
2011/0244040 A1 * 10/2011 Ono A61J 3/005
424/474

* cited by examiner

Primary Examiner — Charles D Hanson

(74) *Attorney, Agent, or Firm* — WPAT, P.C., Intellectual
Property Attorneys; Anthony King

(57) **CLAIM**

The ornamental design for a breakable water bottle additive,
as shown and described.

DESCRIPTION

FIG. 1 is a perspective view of the breakable water bottle
additive;

FIG. 2 is a front view of the breakable water bottle additive
of FIG. 1, the back side being a mirror image thereof;

FIG. 3 is a right side view of the breakable water bottle
additive of FIG. 1; the left side view being a mirror image
thereof;

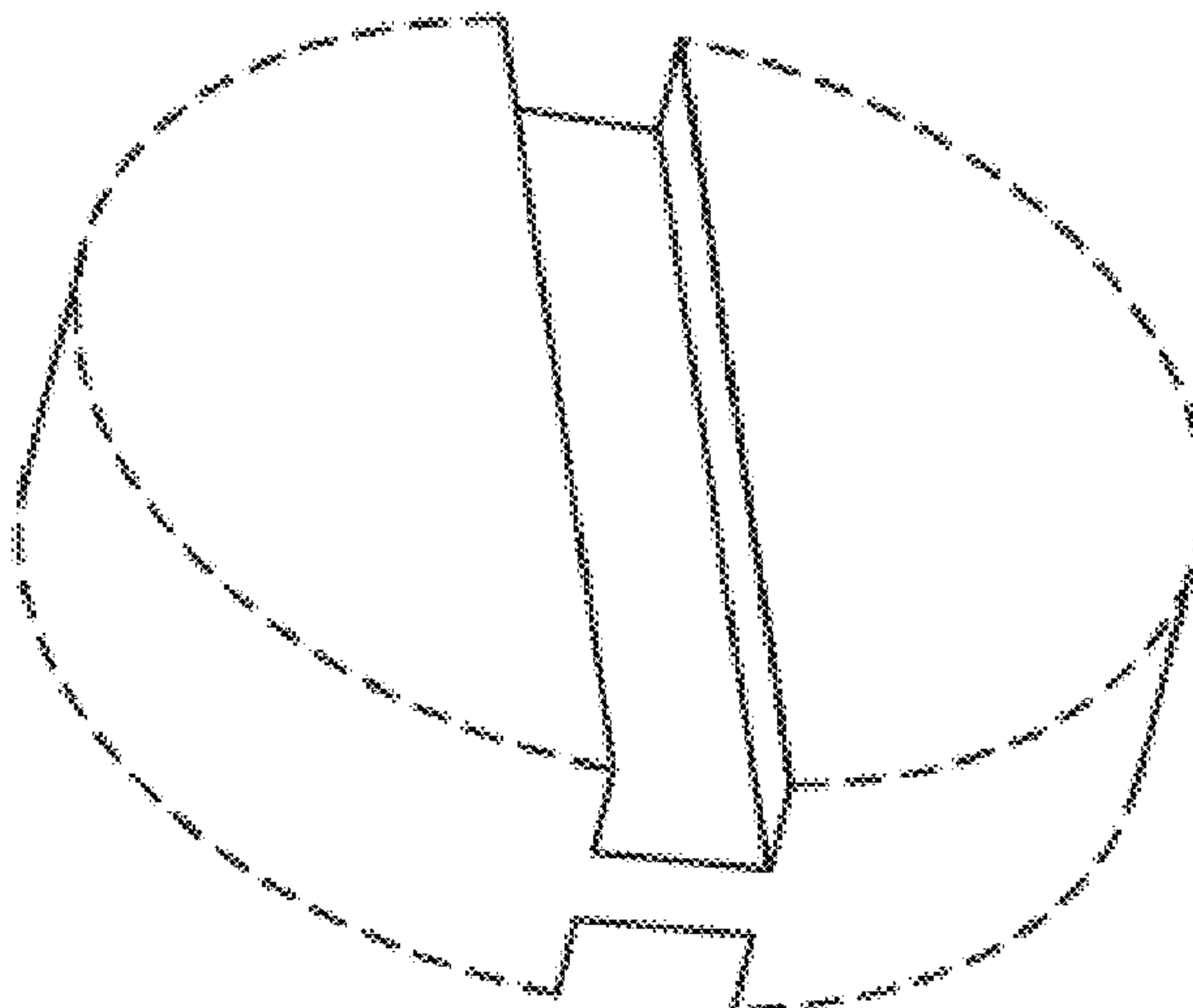
FIG. 4 is a top view of the breakable water bottle additive
of FIG. 1, the bottom view being a mirror image thereof;

FIG. 5 is a perspective view of the breakable water bottle
additive of FIG. 1 in relation to a typical water bottle; and,

FIG. 6 is an exploded view of the breakable water bottle
additive of FIG. 1 in relation to a typical water bottle.

The broken line showing around the perimeter is for the
purpose of illustrating the edges and form no part of the
claimed design. The broken line showing of the bottle in
FIGS. 5 and 6 is included for the purpose of illustrating
environment and form no part of the claimed design. The
broken line showing at the point of breakage in FIG. 6 is
included for the purpose of illustration a break point and
forms no part of the claimed design.

1 Claim, 4 Drawing Sheets



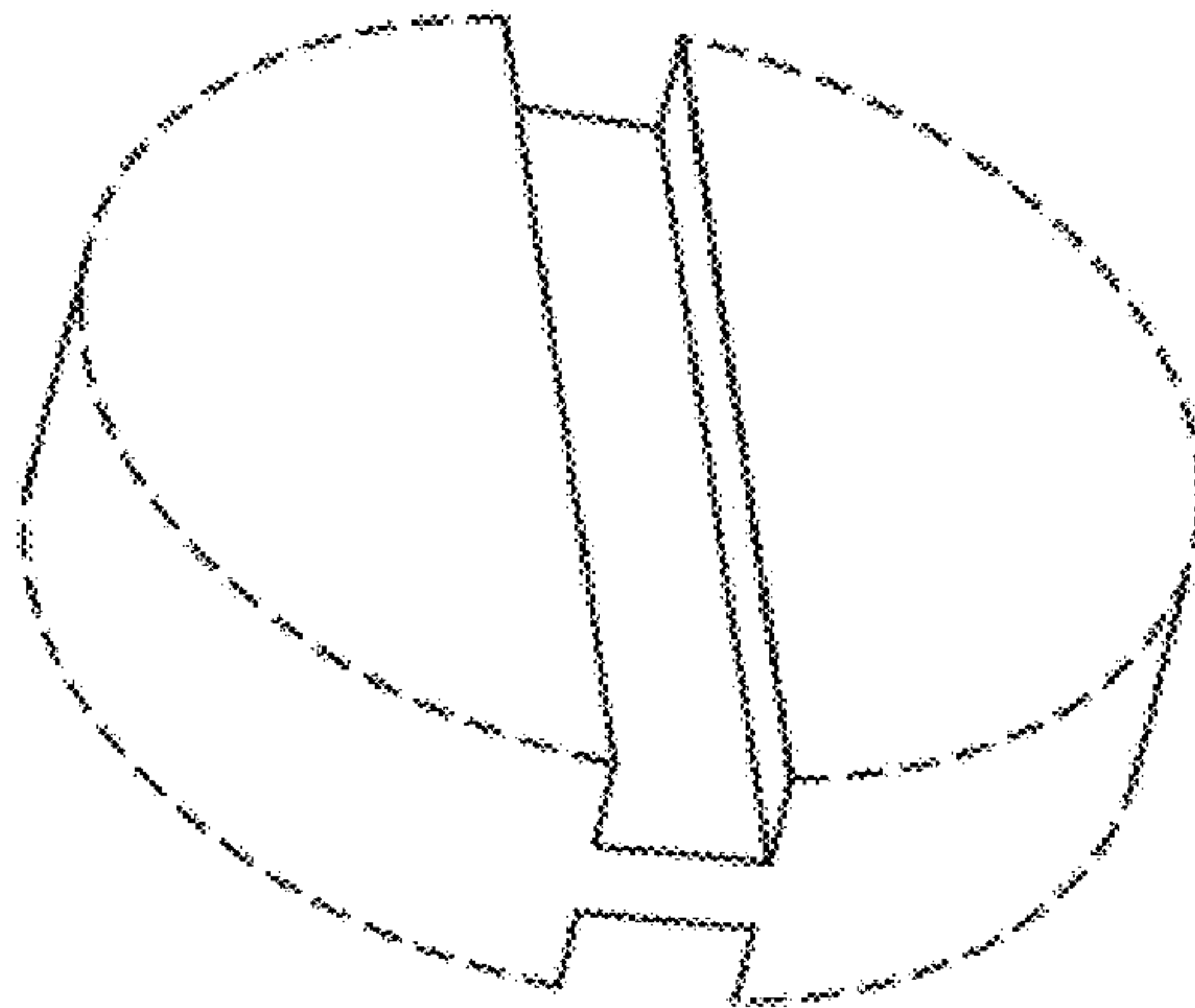


FIG. 1

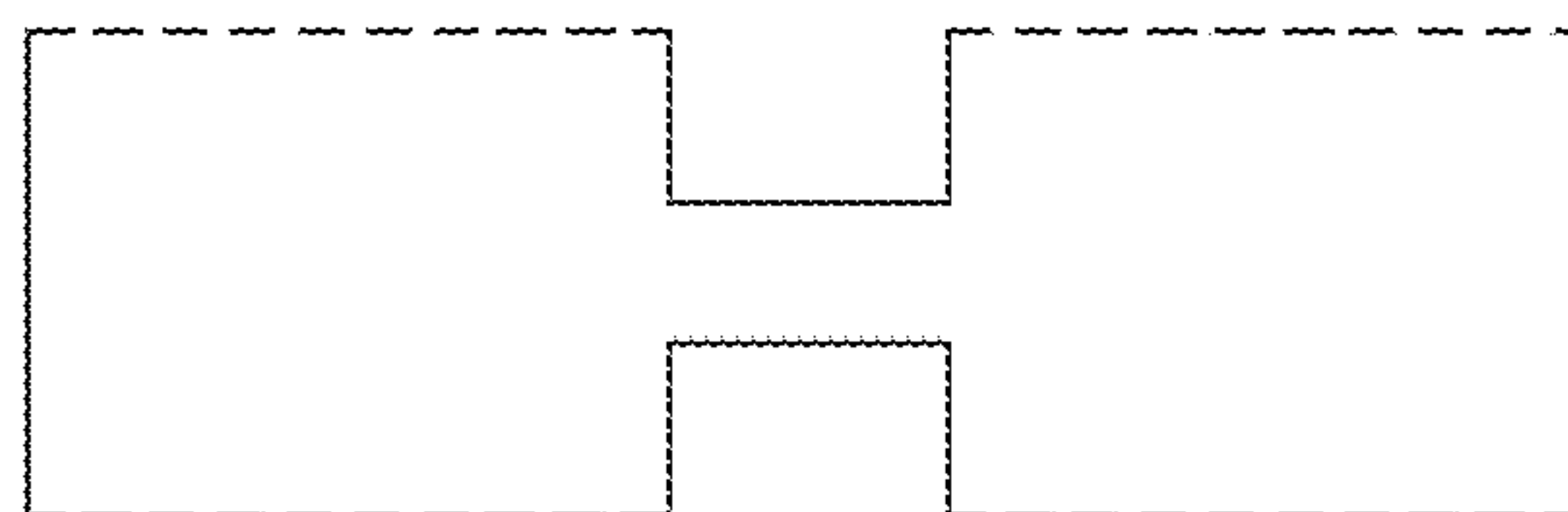


FIG. 2



FIG. 3

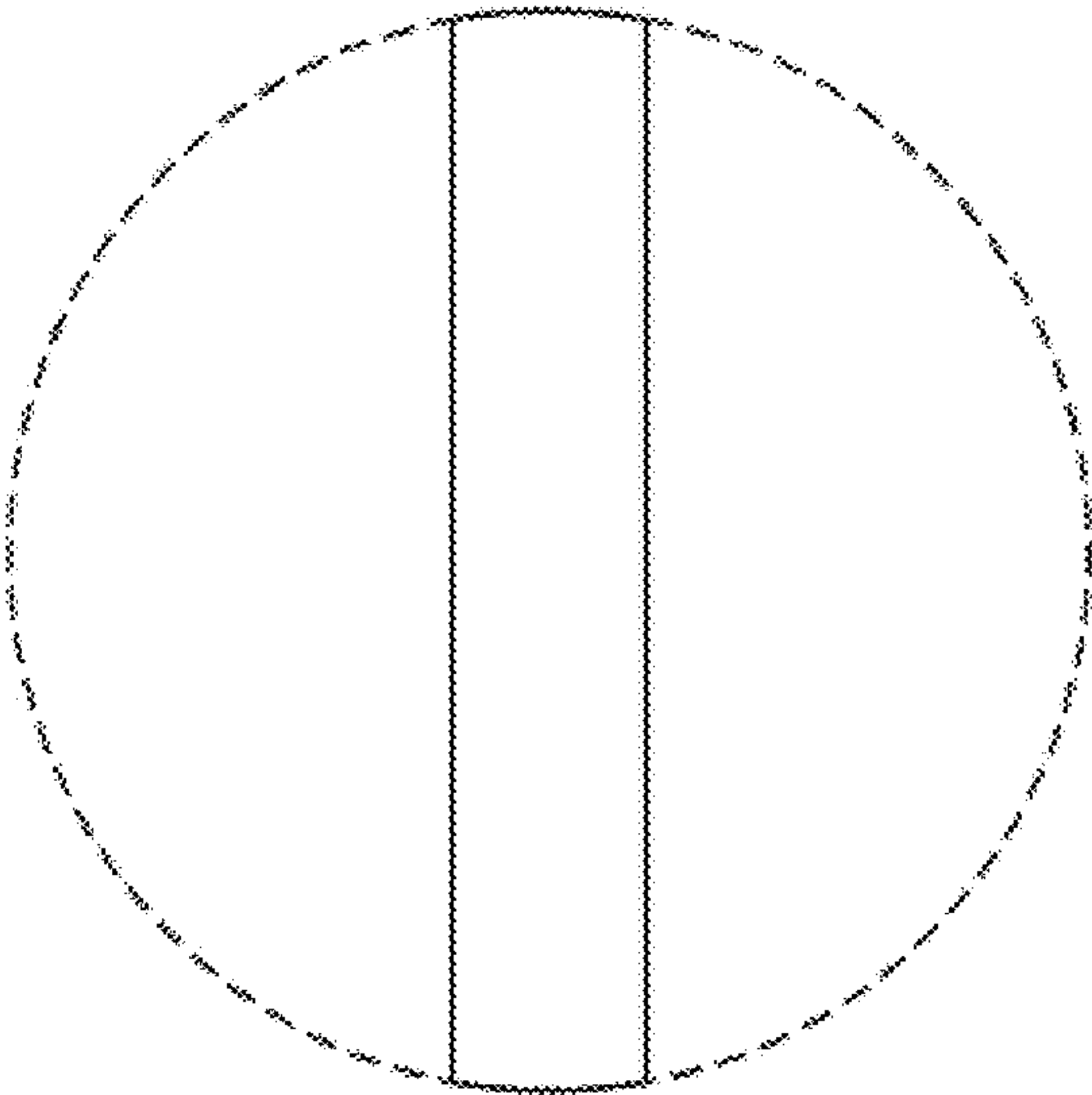


FIG. 4

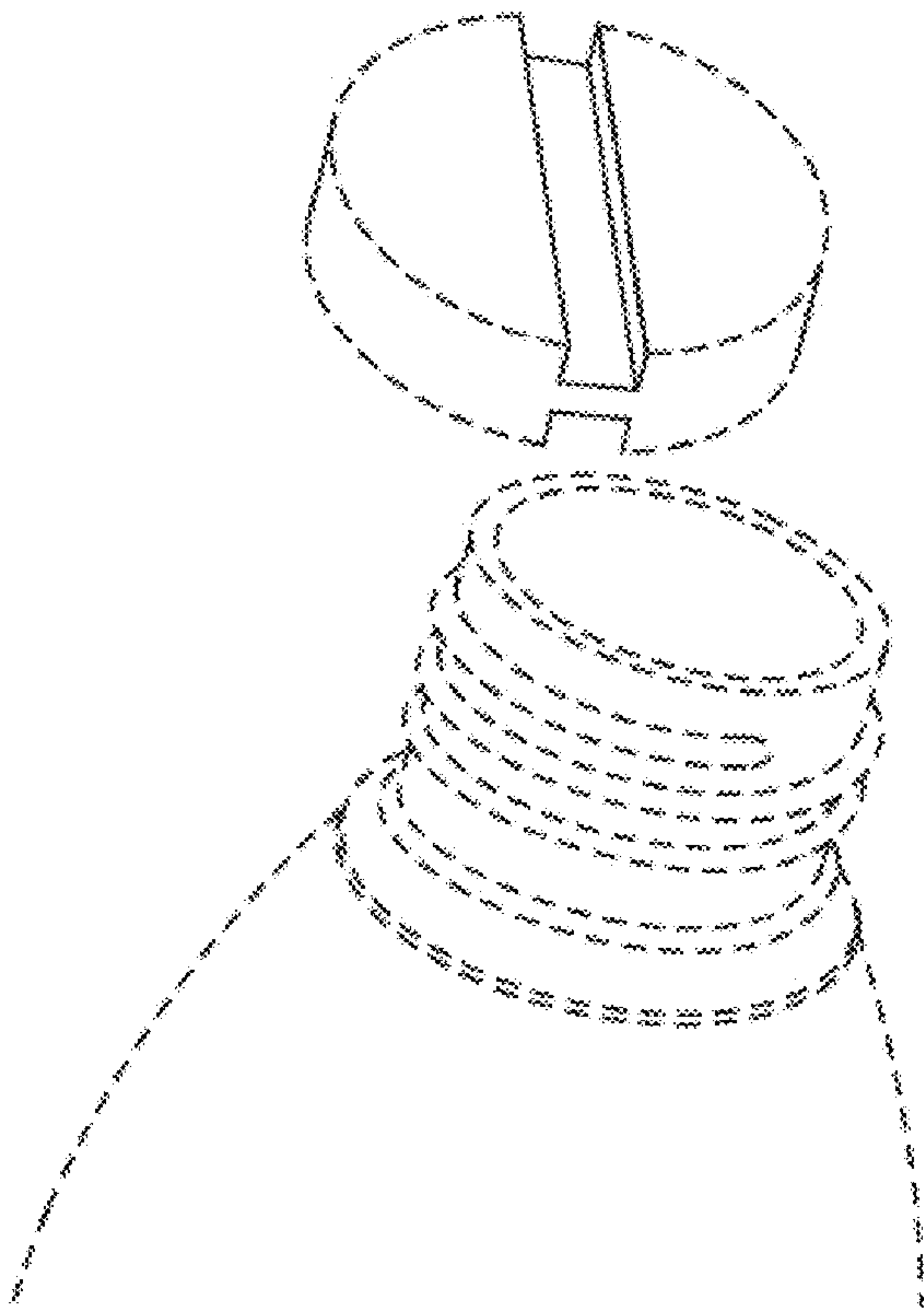


FIG. 5

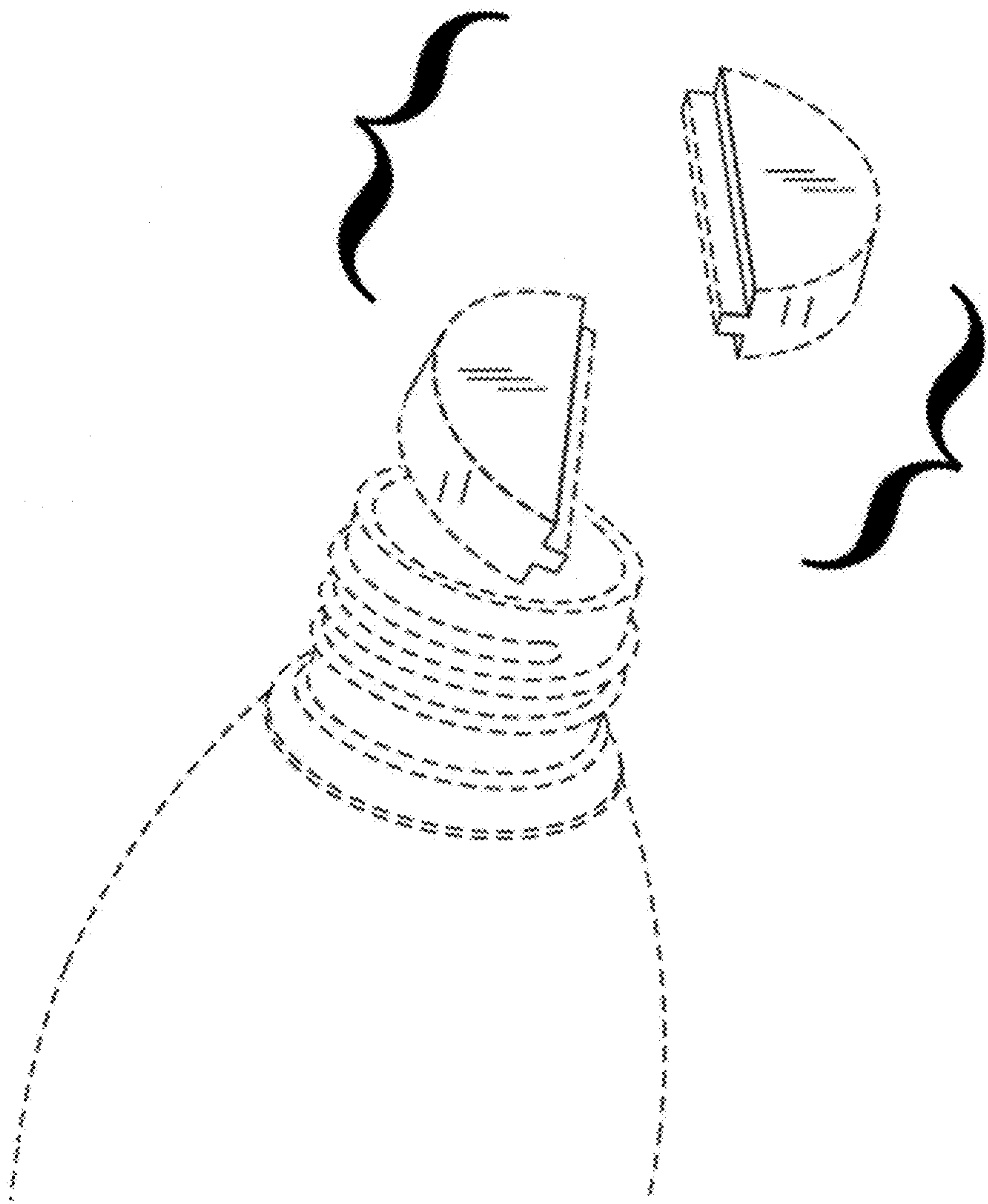


FIG. 6