



US00D834154S

(12) **United States Design Patent**  
**Khubani**

(10) **Patent No.:** **US D834,154 S**

(45) **Date of Patent:** **\*\* Nov. 20, 2018**

- (54) **HOSE AND CONNECTORS**
- (71) Applicant: **Telebrands Corp.**, Fairfield, NJ (US)
- (72) Inventor: **Ajit Khubani**, Saddle River, NJ (US)
- (73) Assignee: **Telebrands Corp.**, Fairfield, NJ (US)
- (\*\*) Term: **15 Years**
- (21) Appl. No.: **29/602,798**
- (22) Filed: **May 3, 2017**
- (51) **LOC (11) Cl.** ..... **23-01**
- (52) **U.S. Cl.**  
USPC ..... **D23/262**
- (58) **Field of Classification Search**  
USPC ..... D23/259, 260, 262–267, 213, 223, 226,  
D23/232–237; D24/129; D8/382, 396;  
251/149.6–149.9, 149.1, 149; 285/245,  
285/246, 249, 322, 248, 251, 253;  
137/614, 614.02–614.06; D29/129;  
D32/25, 32  
CPC ..... F16L 37/0841; F16L 37/35; F16L 37/34;  
F16L 37/142; F16L 37/413; F16L 37/30;  
F16L 37/44; F16L 37/36; F16L 45/00;  
F16L 5/00; F16L 55/105; F16L 55/1007  
See application file for complete search history.

- 8,291,942 B2 \* 10/2012 Berardi ..... F16L 11/12  
138/118
- D686,306 S \* 7/2013 Grether ..... D23/264
- 8,479,776 B2 \* 7/2013 Berardi ..... F16L 11/00  
138/109
- D698,107 S \* 1/2014 Selby ..... D32/25
- D722,681 S \* 2/2015 Berardi ..... F16L 11/12  
D23/266
- D723,669 S \* 3/2015 Berardi ..... D23/266
- D731,032 S \* 6/2015 Yang ..... D23/266
- 9,709,194 B1 \* 7/2017 Pan ..... F16L 11/20
- D806,838 S \* 1/2018 Blanchette ..... D23/266
- 2011/0309168 A1 \* 12/2011 Grether ..... E03C 1/021  
239/587.4
- 2013/0087205 A1 \* 4/2013 Berardi ..... F16L 11/00  
137/1

\* cited by examiner

*Primary Examiner* — Eric L Goodman  
*Assistant Examiner* — Amy C Wierenga  
(74) *Attorney, Agent, or Firm* — Pryor Cashman LLP

(57) **CLAIM**

The ornamental design for a hose and connectors, as shown and described.

**DESCRIPTION**

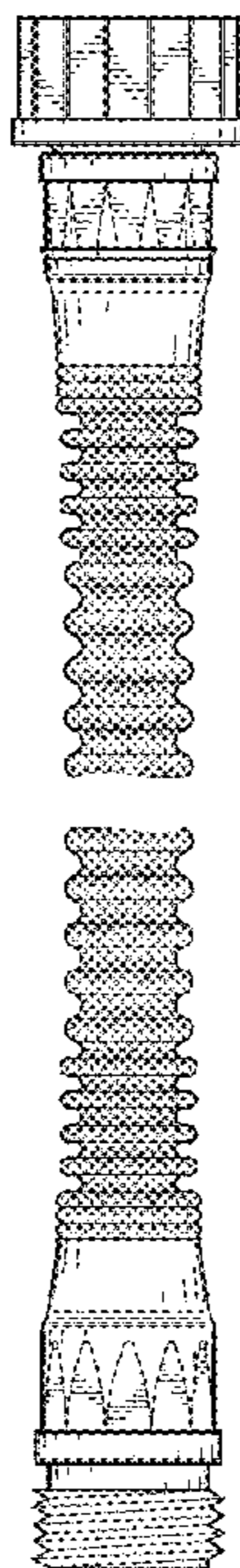
FIG. 1 is a side view of a hose and connectors;  
FIG. 2 is a top view thereof; and,  
FIG. 3 is a bottom view thereof.  
The hose is shown with a symbolic break in its length. The appearance of any portion of the hose between the break lines forms no part of the claimed design. The broken lines shown in the drawings illustrate portions of the hose and connectors that form no part of the claim.

**1 Claim, 3 Drawing Sheets**

(56) **References Cited**

U.S. PATENT DOCUMENTS

- D323,207 S \* 1/1992 Cole ..... D23/266
- D441,436 S \* 5/2001 Chao ..... D23/262
- 8,291,941 B1 \* 10/2012 Berardi ..... F16L 11/20  
138/109



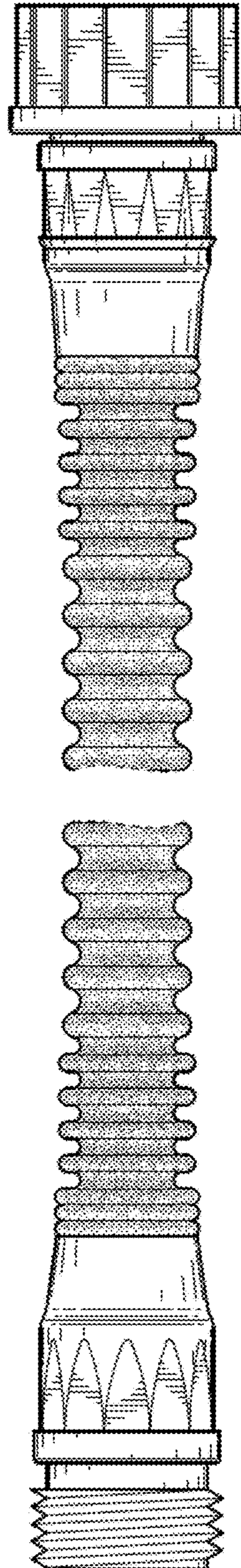


FIG. 1

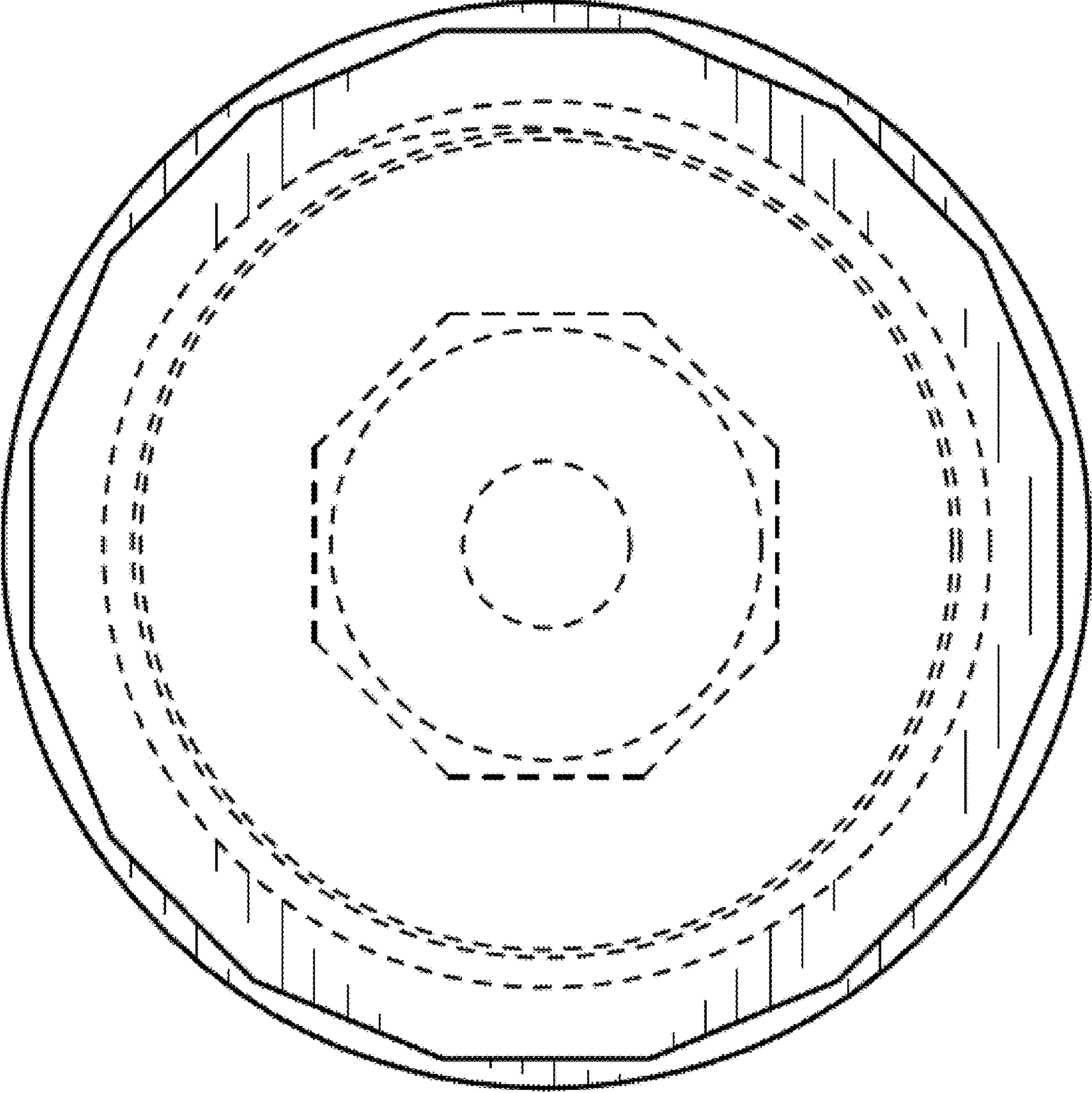


FIG. 2



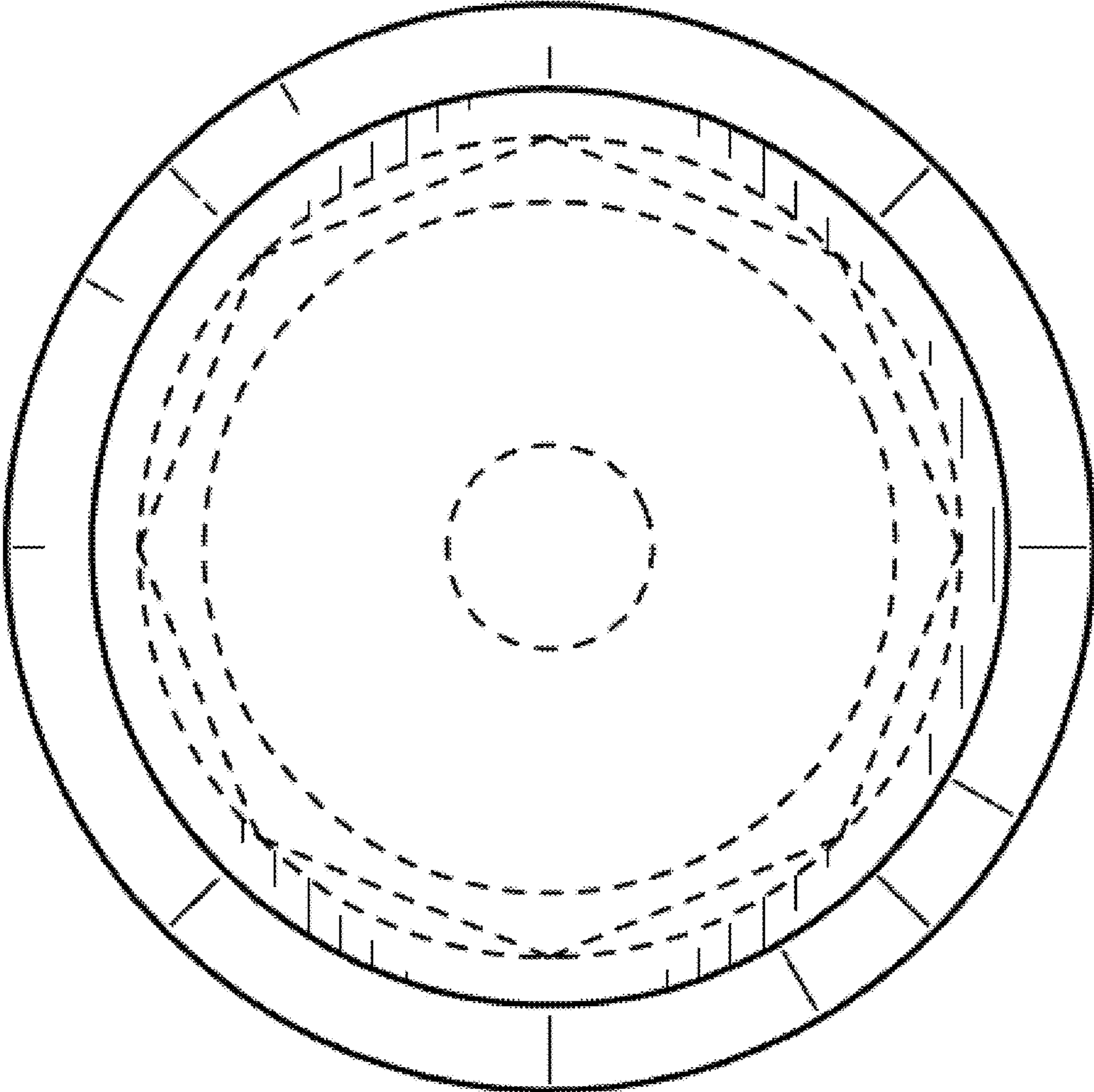


FIG. 3