



US00D834124S

(12) **United States Design Patent** (10) **Patent No.:** **US D834,124 S**
Zwart (45) **Date of Patent:** **** Nov. 20, 2018**

(54) **DIVOT REPAIR TOOL**
(71) Applicant: **Michel Zwart**, Kwai Chung (HK)
(72) Inventor: **Michel Zwart**, Kwai Chung (HK)
(73) Assignee: **Sandgroup International Ltd**, Kwai Chung (HK)
(**) Term: **15 Years**
(21) Appl. No.: **29/622,956**
(22) Filed: **Oct. 20, 2017**
(51) **LOC (11) Cl.** **21-02**
(52) **U.S. Cl.**
USPC **D21/793**
(58) **Field of Classification Search**
USPC D21/789, 793, 794
CPC A63B 57/00; A63B 57/50; A63B 57/12;
A63B 57/16; A63B 57/20; A63B 57/30;
A63B 57/35
See application file for complete search history.

D471,612 S * 3/2003 Chandler D21/793
D513,632 S * 1/2006 Sokolowski D21/793
D518,864 S * 4/2006 Bradshaw D21/793
D534,982 S * 1/2007 Miller D21/793
D547,142 S * 7/2007 Lin D8/6
D553,705 S * 10/2007 Barouh D21/721
D596,691 S * 7/2009 Heap D21/793
D647,992 S * 11/2011 Bohannon D21/793
D666,265 S * 8/2012 Solheim D21/793
D708,286 S * 7/2014 Hinshaw D21/793
D719,232 S * 12/2014 Wallander D21/793
9,381,412 B2 * 7/2016 Fallon A63B 57/50
D775,701 S * 1/2017 Hinshaw D21/793
D822,780 S * 7/2018 Fallon D21/793
D826,354 S * 8/2018 Kragerud D21/793
10,058,752 B2 * 8/2018 Fallon A63B 57/50

* cited by examiner

Primary Examiner — Mitchell I. Siegel
(74) *Attorney, Agent, or Firm* — Jason T. Daniel, Esq.;
Daniel Law Offices, P.A.

(57) **CLAIM**

The ornamental design for a divot repair tool, as shown and described.

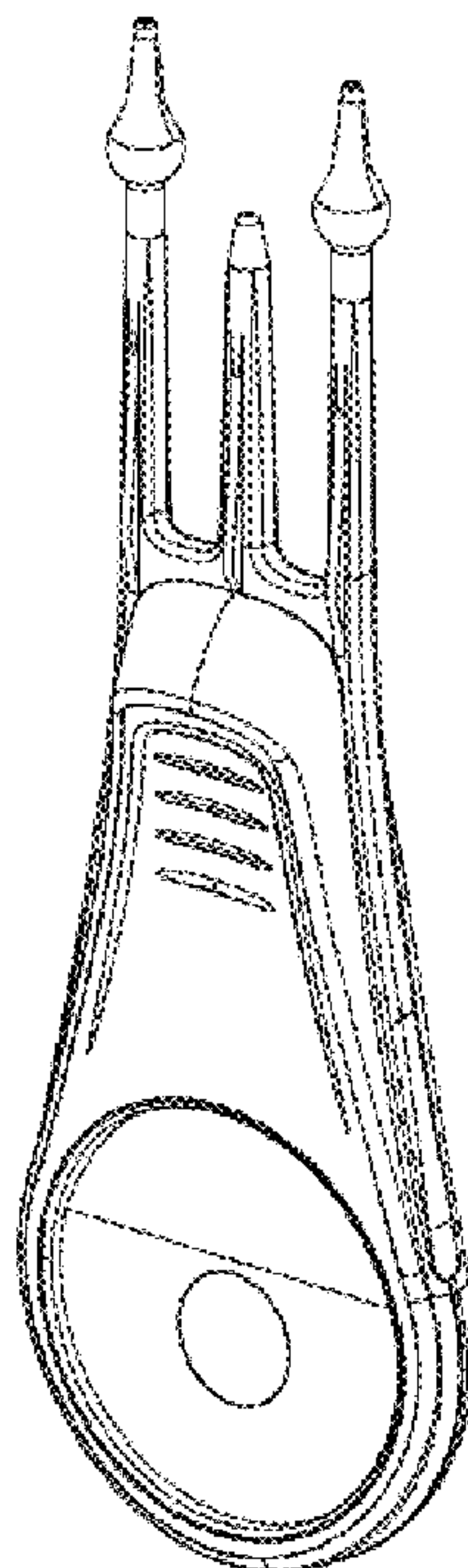
(56) **References Cited**
U.S. PATENT DOCUMENTS

3,763,515 A * 10/1973 Voss A63B 57/50
15/105
D247,452 S * 3/1978 Kitay D10/70
D292,059 S * 9/1987 Heitfield D8/1
D391,318 S * 2/1998 Shah D21/793
D399,597 S * 10/1998 Craven D27/183
D401,379 S * 11/1998 Goldoftas D27/183
D422,664 S * 4/2000 Tate D21/793
D424,151 S * 5/2000 Miura D21/793

DESCRIPTION

FIG. 1 is a top view thereof,
FIG. 2 is a perspective view thereof,
FIG. 3 is a right side view thereof,
FIG. 4 is a left side view thereof,
FIG. 5 is a bottom side view thereof,
FIG. 6 is a back side view thereof; and,
FIG. 7 is a front side view thereof.

1 Claim, 6 Drawing Sheets



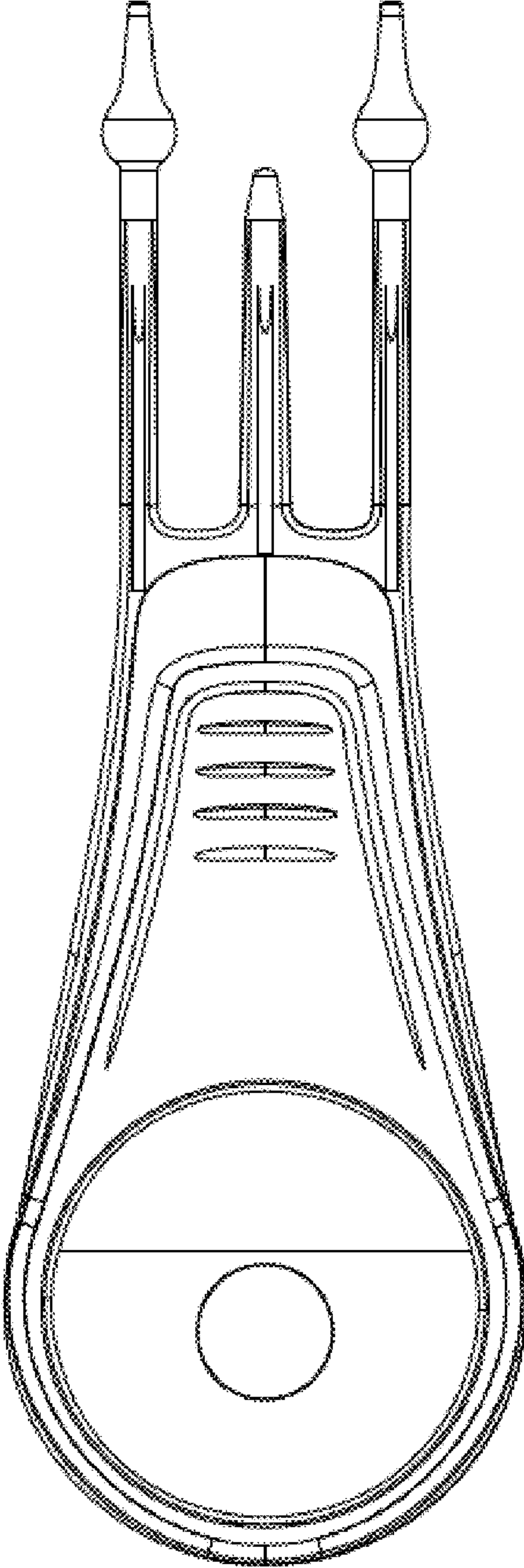


Fig. 1

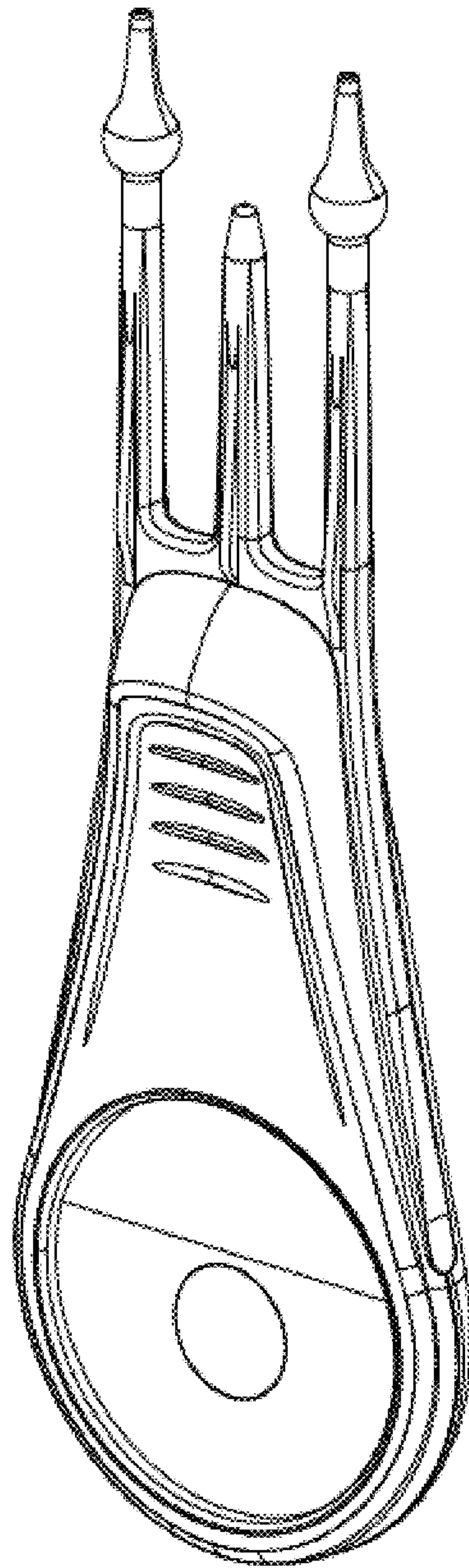


Fig. 2

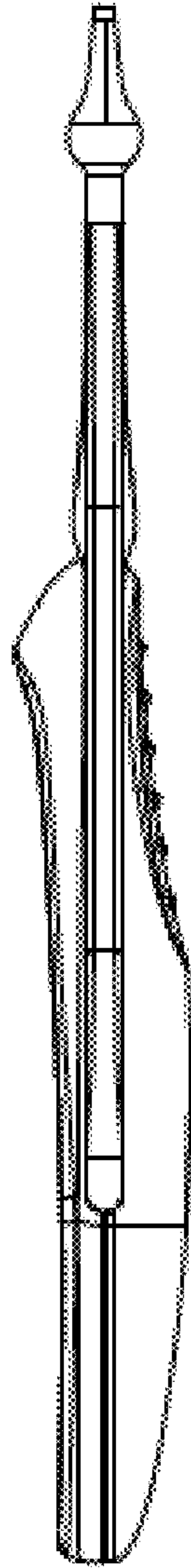


Fig.3

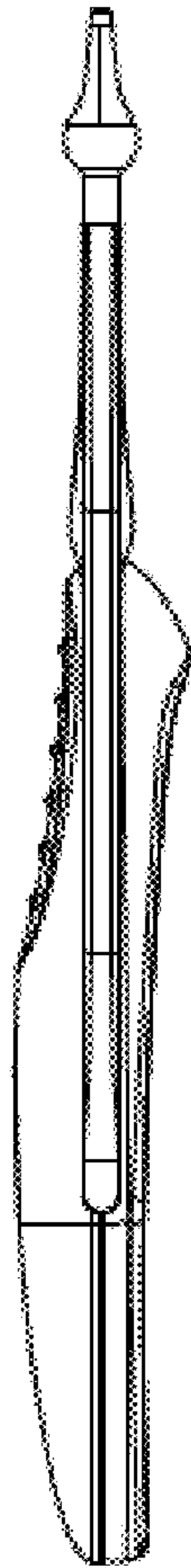


Fig. 4

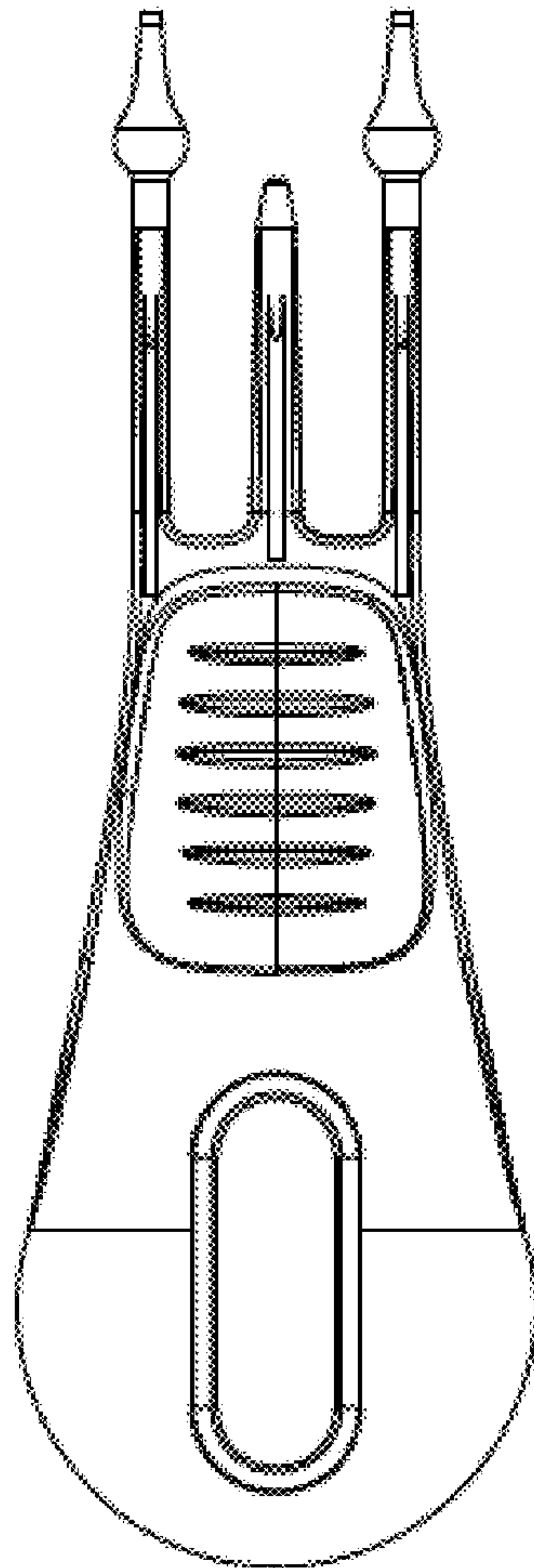


Fig. 5

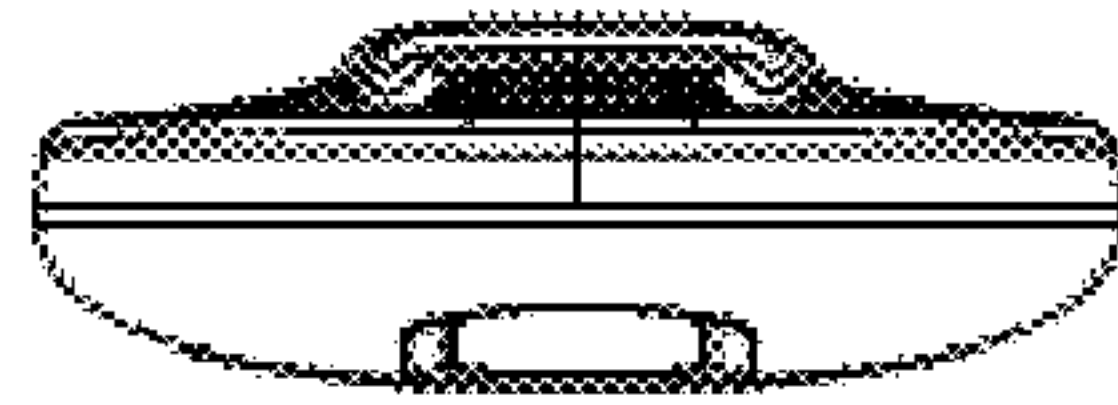


Fig. 6

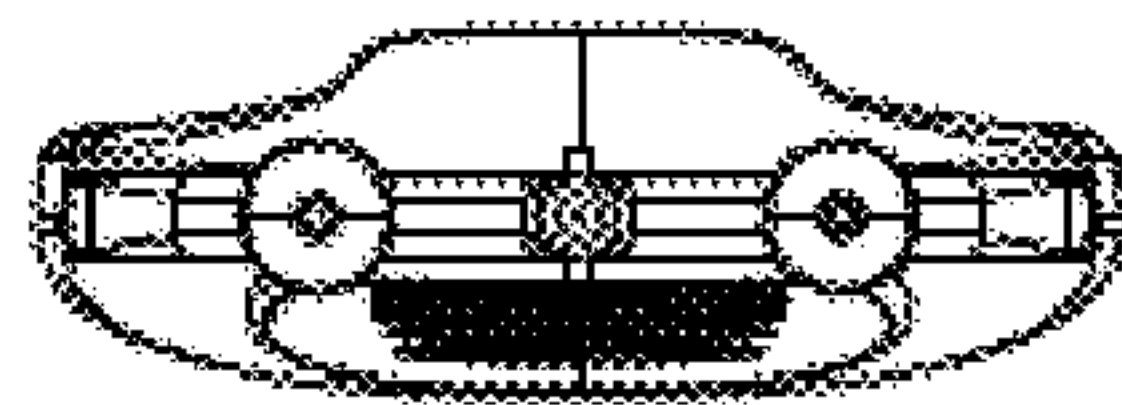


Fig. 7