



US00D834122S

(12) **United States Design Patent** (10) **Patent No.:** **US D834,122 S**
Tsuchihashi (45) **Date of Patent:** **** Nov. 20, 2018**

(54) **HEAD FOR GOLF CLUB**
(71) Applicant: **DUNLOP SPORTS CO. LTD.**,
Kobe-shi, Hyogo (JP)
(72) Inventor: **Satoko Tsuchihashi**, Kobe (JP)
(73) Assignee: **SUMITOMO RUBBER**
INDUSTRIES, LTD., Kobe-Shi, Hyogo
(JP)
(**) Term: **15 Years**
(21) Appl. No.: **29/619,376**
(22) Filed: **Sep. 28, 2017**

D631,119 S * 1/2011 Albertsen D21/759
D680,180 S * 4/2013 Clausen D21/759
D696,367 S * 12/2013 Taylor D21/747
D697,152 S * 1/2014 Harbert D21/752
D701,277 S * 3/2014 Lee D21/759
D708,278 S * 7/2014 Saliba D21/759
8,834,289 B2 * 9/2014 de la Cruz A63B 53/0466
473/329
D714,891 S * 10/2014 Greensmith D21/752
D714,893 S * 10/2014 Atwell D21/752
D722,122 S * 2/2015 Greensmith D21/752
D724,165 S * 3/2015 Cardani D21/759
D725,729 S * 3/2015 Song D21/752
8,986,133 B2 * 3/2015 Bennett A63B 53/06
473/329
D726,857 S * 4/2015 Cardani D21/759
D733,825 S * 7/2015 Kim D21/759

(Continued)

(30) **Foreign Application Priority Data**
Jul. 4, 2017 (JP) 2017-014382
(51) **LOC (11) Cl.** **21-02**
(52) **U.S. Cl.**
USPC **D21/759**
(58) **Field of Classification Search**
USPC D21/733-752, 759
See application file for complete search history.

Primary Examiner — Mitchell I. Siegel
(74) *Attorney, Agent, or Firm* — Birch, Stewart, Kolasch
& Birch, LLP

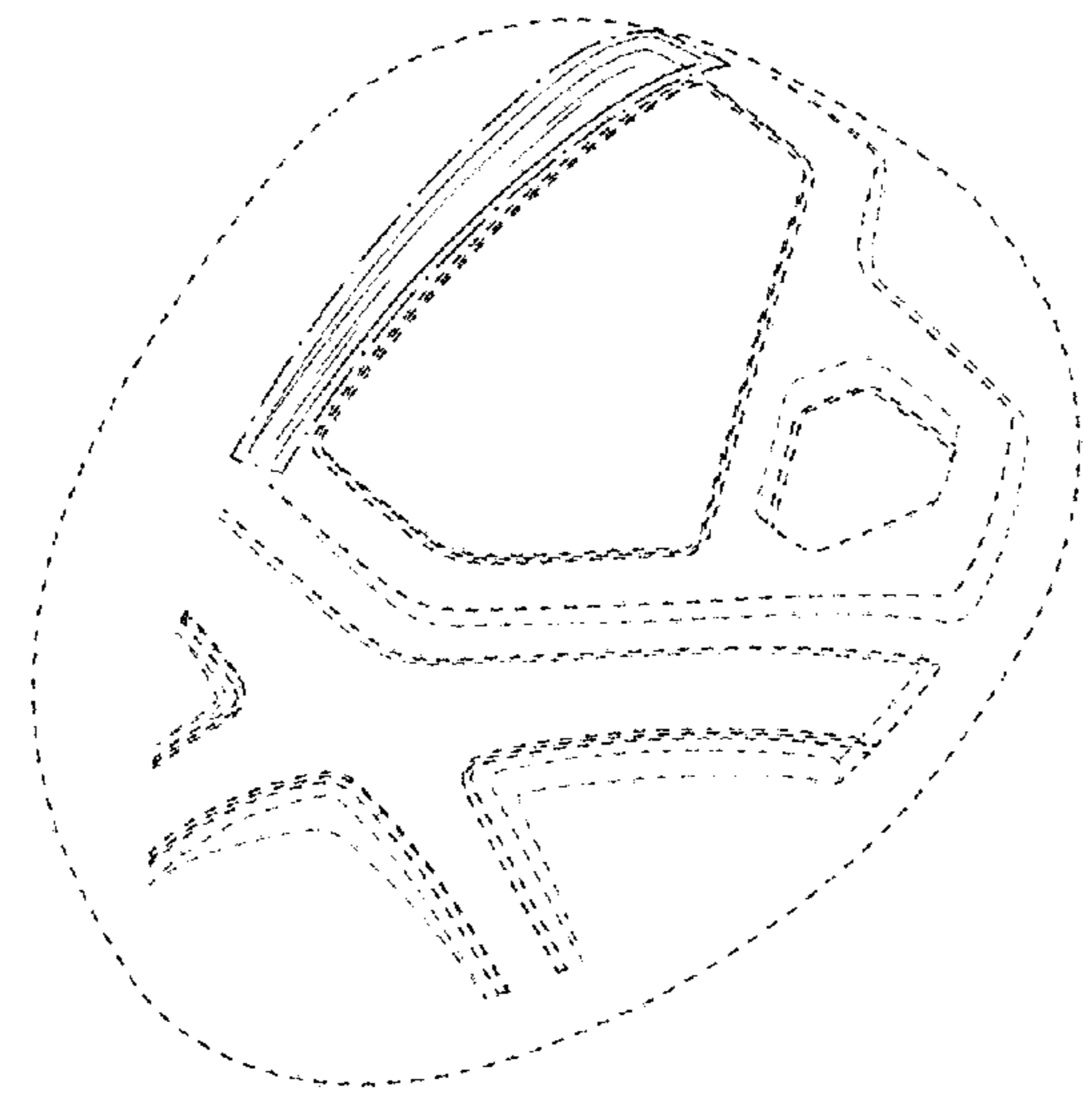
(57) **CLAIM**
The ornamental design for a head for golf club, as shown and
described.

DESCRIPTION

FIG. 1 is a bottom and rear perspective view of a head for
golf club;
FIG. 2 is a bottom and front perspective view thereof;
FIG. 3 is a bottom plan view thereof;
FIG. 4 is a toe end elevational view thereof; and,
FIG. 5 is a heel end elevational view thereof.
The broken line showing of the unclaimed portions of the
head for golf club is included for the purpose of illustrating
environment and forms no part of the claimed design. The
dash-dot-dash lines disclosed adjacent to the claimed design
are boundary lines and form no part of the claimed design.

(56) **References Cited**
U.S. PATENT DOCUMENTS
D482,089 S * 11/2003 Burrows D21/752
D520,585 S * 5/2006 Hasebe D21/752
D552,702 S * 10/2007 Cameron D21/759
D611,555 S * 3/2010 Oldknow D21/759
D612,004 S * 3/2010 Oldknow D21/759
D612,440 S * 3/2010 Oldknow D21/759
D612,441 S * 3/2010 Oldknow D21/759
D616,952 S * 6/2010 Oldknow D21/759
D628,257 S * 11/2010 Albertsen D21/759
D630,278 S * 1/2011 Albertsen D21/759
D630,696 S * 1/2011 Albertsen D21/759

1 Claim, 3 Drawing Sheets



(56)

References Cited

U.S. PATENT DOCUMENTS

D736,877 S * 8/2015 Foster D21/759
D738,976 S * 9/2015 Kim D21/759
D763,995 S * 8/2016 Kim D21/759
D763,996 S * 8/2016 Kim D21/759
D765,805 S * 9/2016 Song D21/752
9,526,956 B2 * 12/2016 Murphy A63B 53/0466
9,636,552 B2 * 5/2017 Cleghorn A63B 60/54
9,636,559 B2 * 5/2017 de la Cruz A63B 60/00
9,662,551 B2 * 5/2017 Akiyama A63B 53/0466
D790,644 S * 6/2017 Oldknow D21/759
9,675,850 B2 * 6/2017 Bennett A63B 60/54
9,682,293 B2 * 6/2017 Bennett A63B 53/0466
D798,406 S * 9/2017 Asatsuma D21/759
2011/0151997 A1 * 6/2011 Shear A63B 53/0466
473/329

* cited by examiner

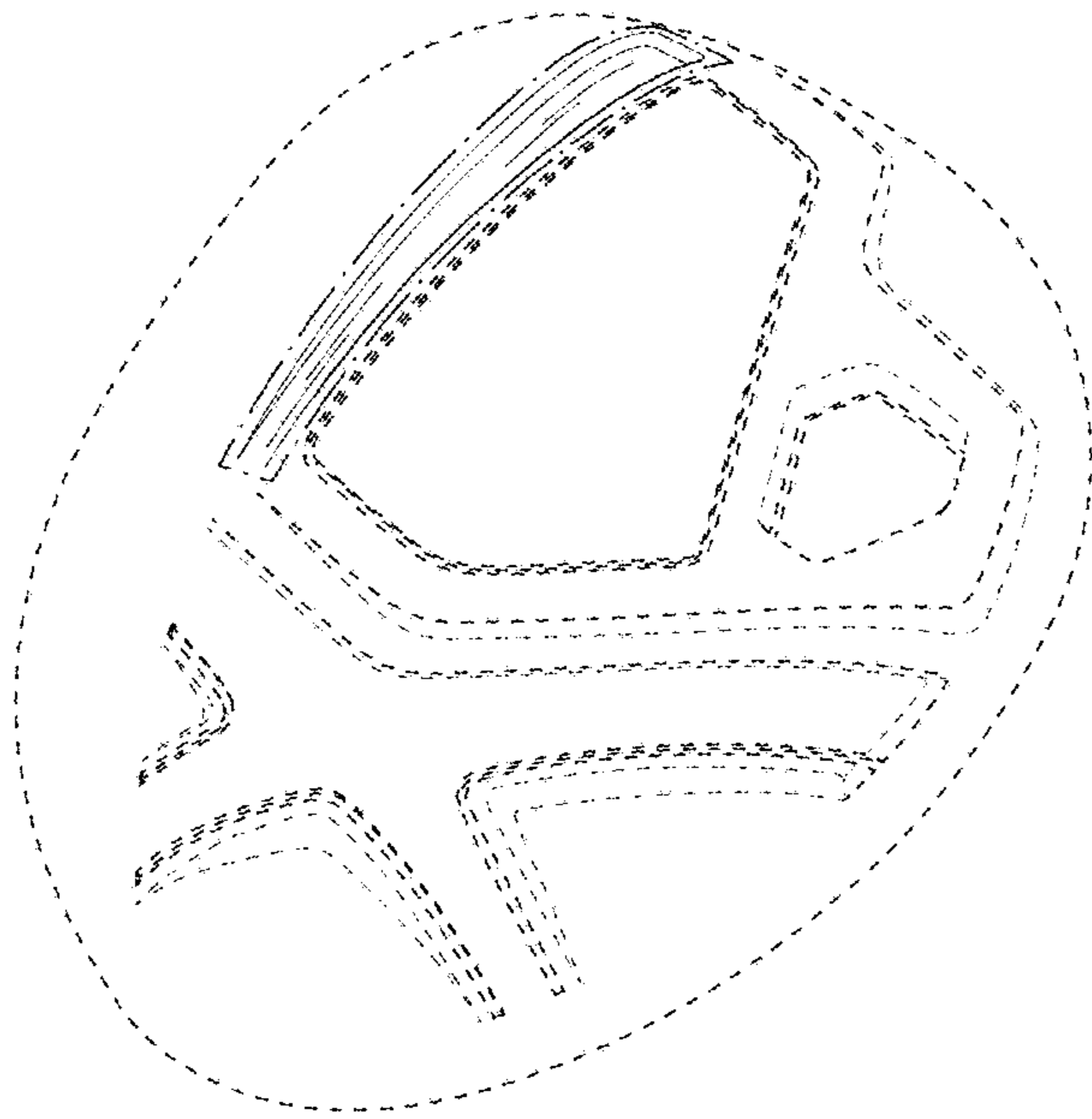


FIG.1

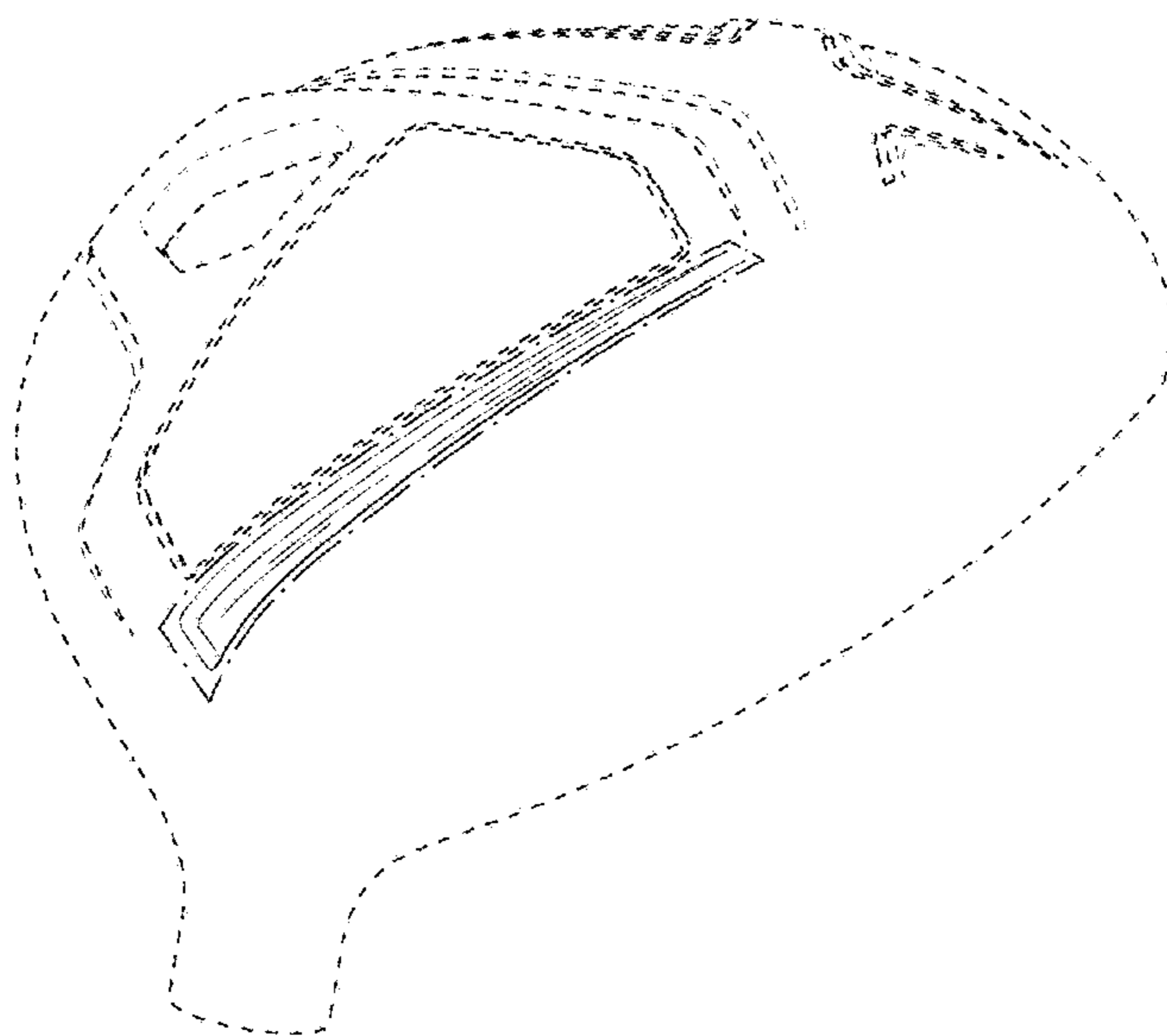


FIG.2

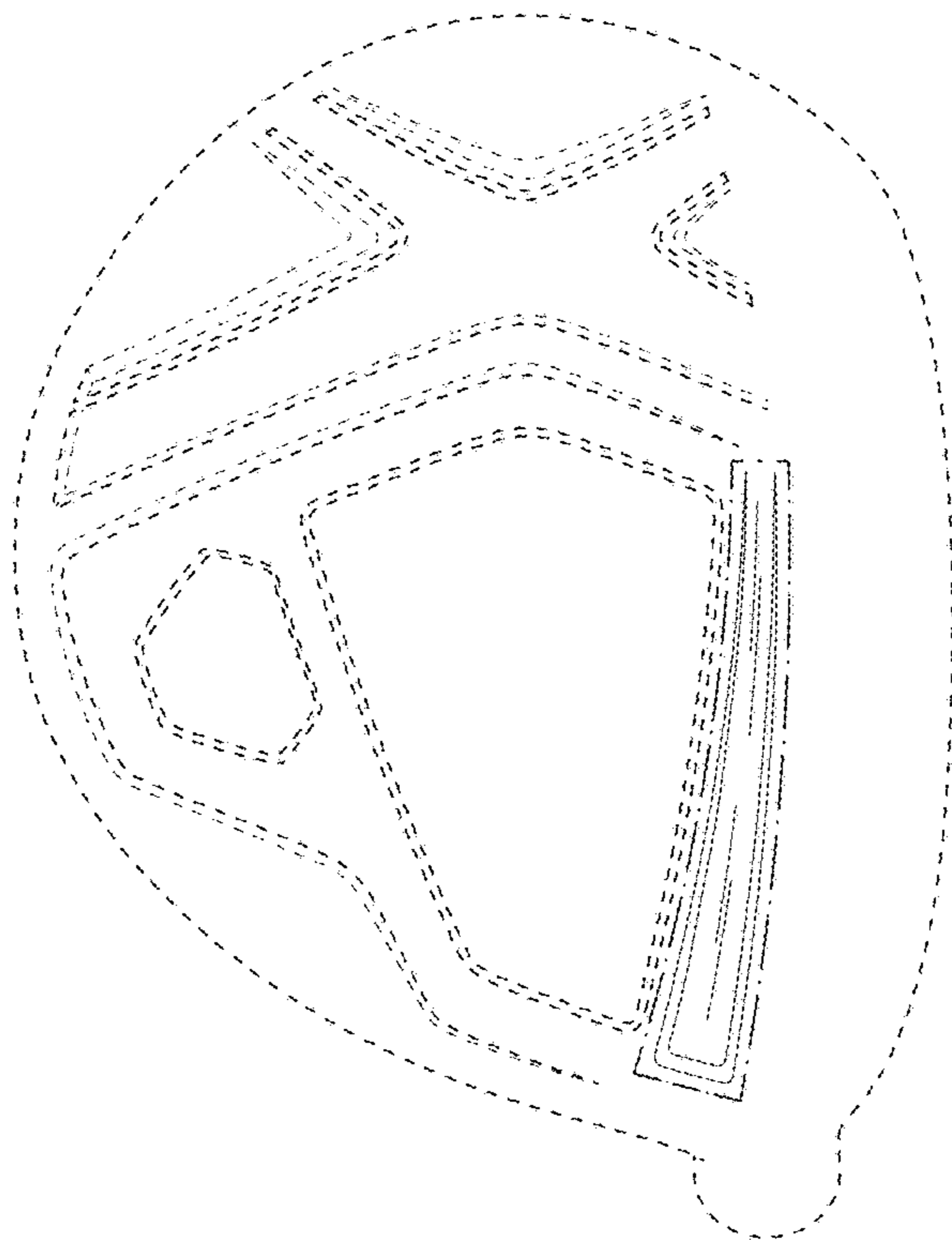


FIG.3

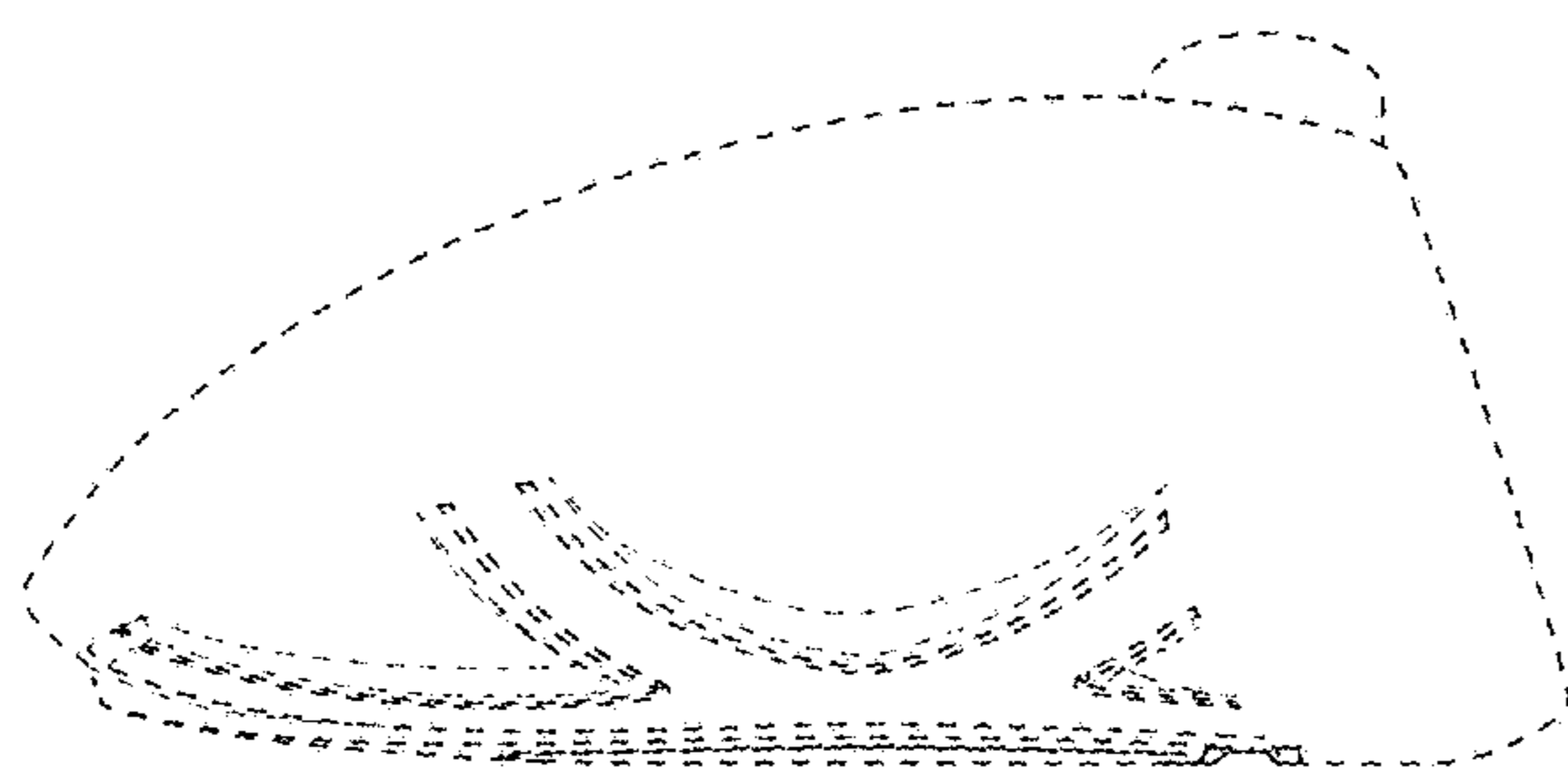


FIG.4

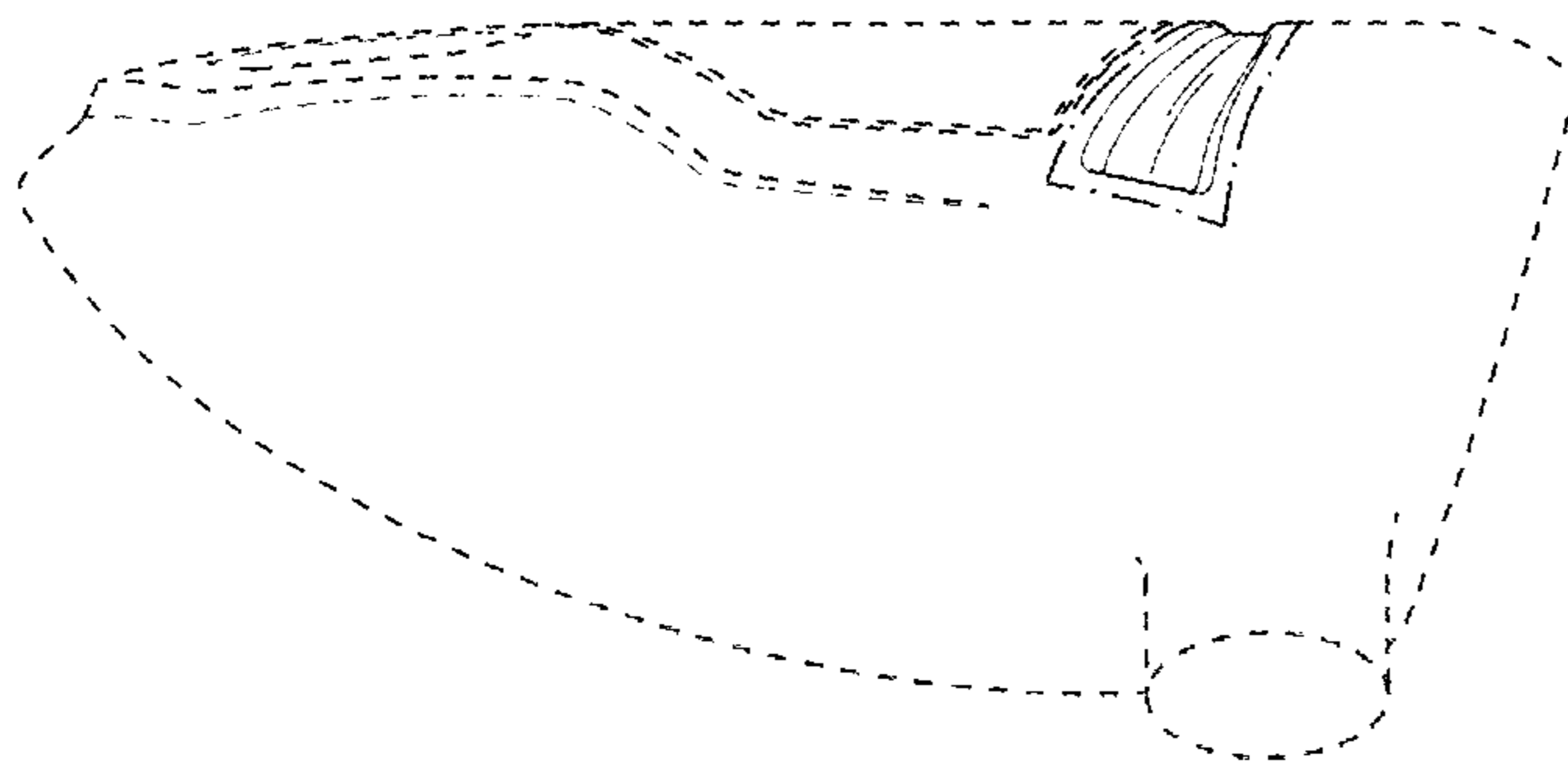


FIG.5