



US00D834118S

(12) **United States Design Patent** (10) **Patent No.:** **US D834,118 S**
Song et al. (45) **Date of Patent:** **** Nov. 20, 2018**

(54) **GOLF CLUB HEAD**
(71) Applicant: **Acushnet Company**, Fairhaven, MA (US)
(72) Inventors: **Yu-Jin Song**, San Marcos, CA (US); **Gentry Ferguson**, Encinitas, CA (US)
(73) Assignee: **Acushnet Company**, Fairhaven, MA (US)
(**) Term: **15 Years**
(21) Appl. No.: **29/595,707**
(22) Filed: **Mar. 1, 2017**
(51) **LOC (11) Cl.** **21-02**
(52) **U.S. Cl.**
USPC **D21/759**
(58) **Field of Classification Search**
USPC D21/733, 752, 759
CPC A63B 53/00; A63B 53/04; A63B 53/0466;
A63B 2053/002; A63B 2053/0445; A63B
2053/0433; A63B 2053/0491; A63B
2053/0437
See application file for complete search history.

(56) **References Cited**
U.S. PATENT DOCUMENTS
D489,425 S * 5/2004 Rice D21/759
D499,158 S * 11/2004 Imamoto D21/752
D507,615 S * 7/2005 Imamoto D21/752
D514,184 S * 1/2006 Kawami D21/752
D520,585 S * 5/2006 Hasebe D21/752
D526,374 S * 8/2006 Kawami D21/759
D532,471 S * 11/2006 Oldknow D21/752
D532,854 S * 11/2006 Oldknow D21/752
D538,866 S * 3/2007 Kim D21/752
D544,561 S * 6/2007 Oldknow D21/759
D553,210 S * 10/2007 Harvell D21/752
D553,211 S * 10/2007 Harvell D21/752

D553,216 S * 10/2007 Harvell D21/759
D553,217 S * 10/2007 Harvell D21/759
D571,882 S * 6/2008 Soracco D21/752
D577,400 S * 9/2008 Oldknow D21/759
D577,401 S * 9/2008 Oldknow D21/759
D577,402 S * 9/2008 Oldknow D21/759
D577,406 S * 9/2008 Oldknow D21/759
D577,784 S * 9/2008 Oldknow D21/759
D577,785 S * 9/2008 Oldknow D21/759
D577,786 S * 9/2008 Oldknow D21/759
D577,787 S * 9/2008 Oldknow D21/759
D577,788 S * 9/2008 Oldknow D21/759
D591,818 S * 5/2009 Roberts D21/759
D602,544 S * 10/2009 Oldknow D21/752
D619,182 S * 7/2010 Foster D21/752
D631,111 S * 1/2011 Bennett D21/752
D656,210 S * 3/2012 Foster D21/752
D663,371 S * 7/2012 Kim D21/752

(Continued)

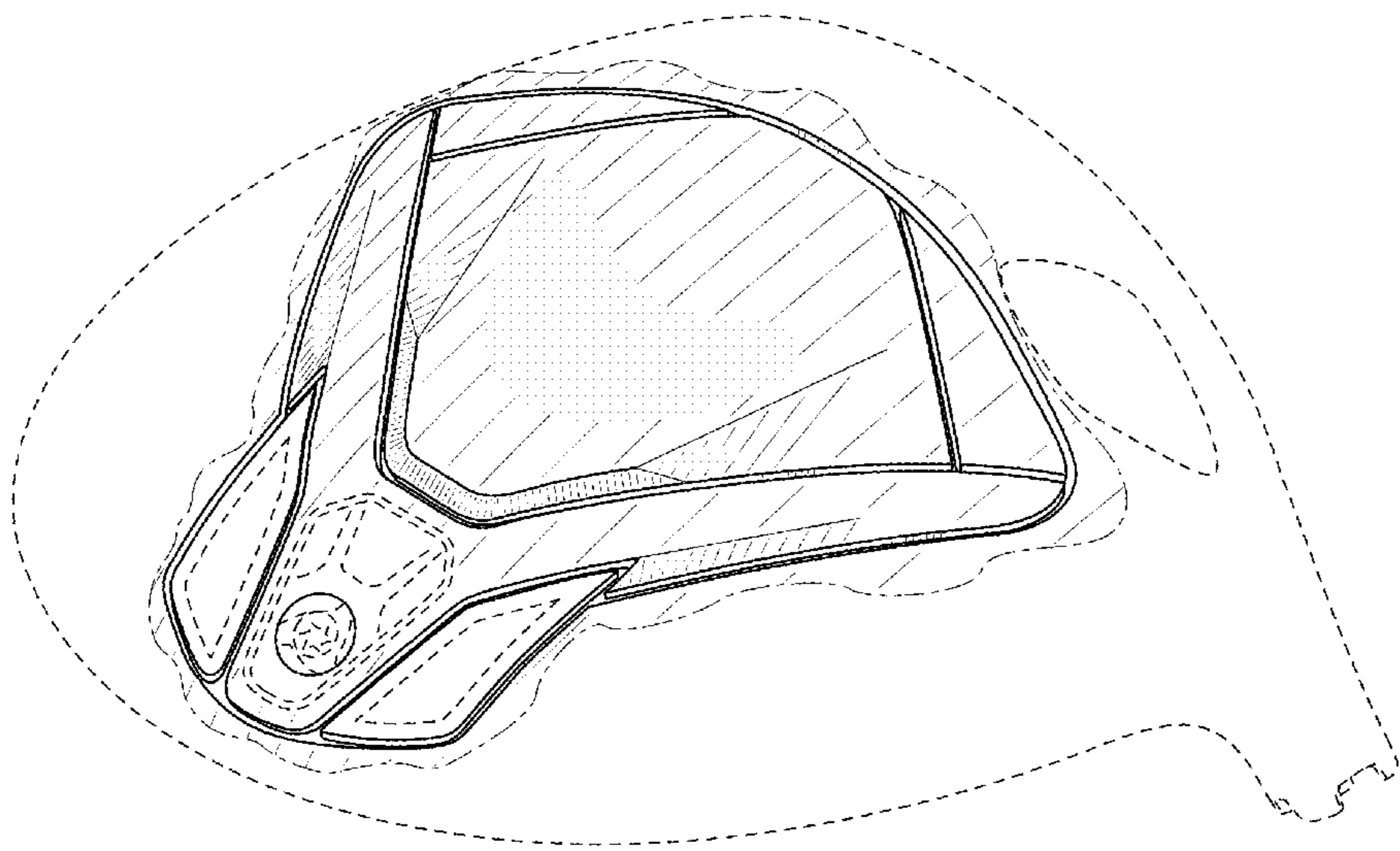
Primary Examiner — Mitchell I. Siegel
(74) *Attorney, Agent, or Firm* — Randy K. Chang

(57) **CLAIM**
The ornamental design for a golf club head, as shown and described.

DESCRIPTION

FIG. 1 is a perspective sole bottom view of my new design for a golf club head;
FIG. 2 is a front view thereof;
FIG. 3 is a sole view thereof;
FIG. 4 is a top view thereof;
FIG. 5 is a back view thereof;
FIG. 6 is a toe view thereof; and,
FIG. 7 is a heel view thereof.
The broken line showing is included for the purpose of illustrating portions of the golf club head that form no part of the claimed design. The dash-dot broken lines represents the boundary and form no part of the claimed design.

1 Claim, 4 Drawing Sheets



(56)

References Cited

U.S. PATENT DOCUMENTS

D667,516	S	*	9/2012	Gonzalez	D21/752
D667,907	S	*	9/2012	Engel	D21/752
D667,908	S	*	9/2012	Shimazaki	D21/759
D673,631	S	*	1/2013	Engel	D21/759
D687,110	S	*	7/2013	Engel	D21/759
D737,388	S	*	8/2015	Tang	D21/759
D765,805	S	*	9/2016	Song	D21/752
D767,067	S	*	9/2016	Foster	D21/759
D786,991	S	*	5/2017	Tang	D21/759
D786,992	S	*	5/2017	Tang	D21/759
D786,993	S	*	5/2017	Tang	D21/759
D805,149	S	*	12/2017	Foster	D21/759

* cited by examiner

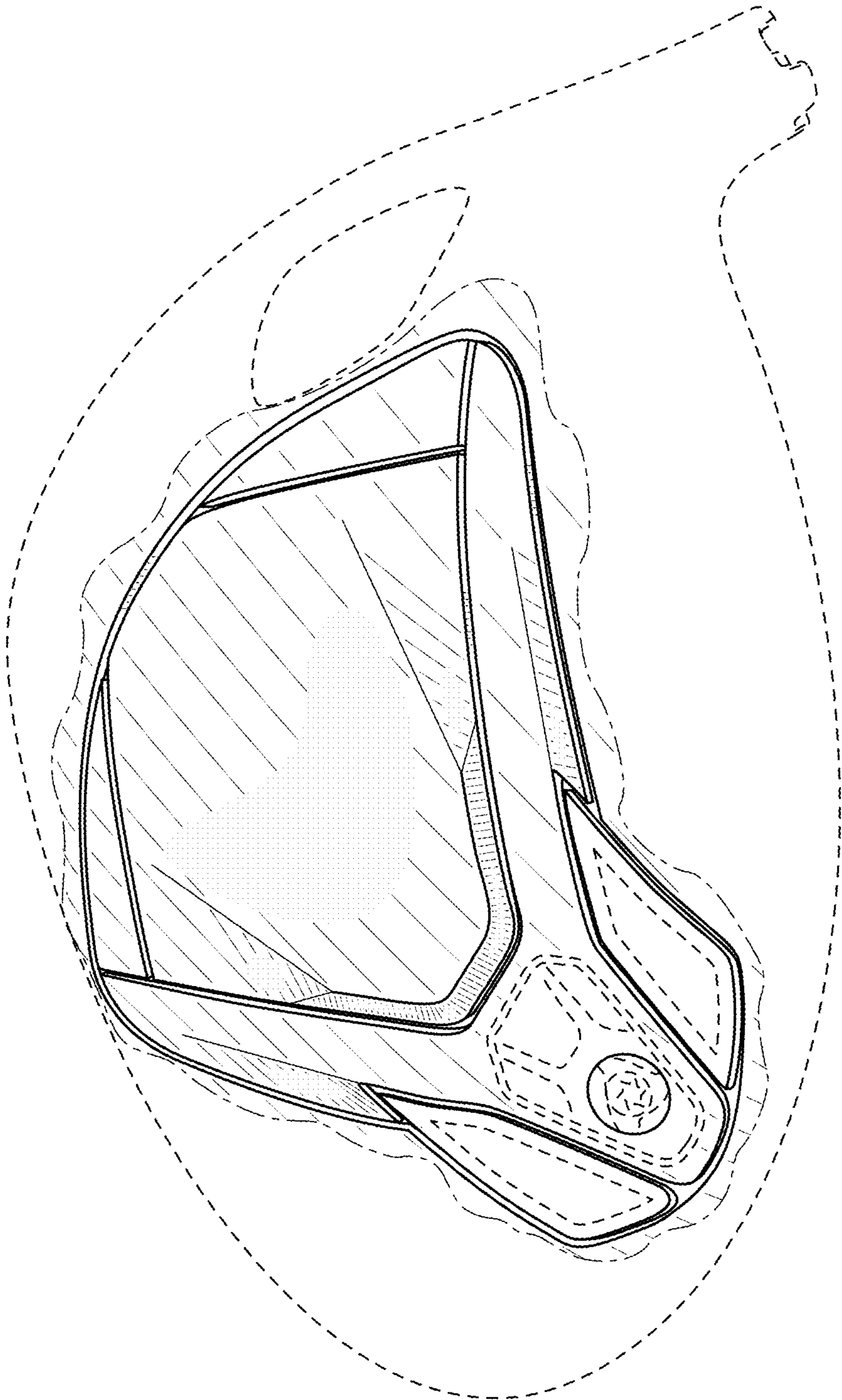


FIG. 1

FIG. 2

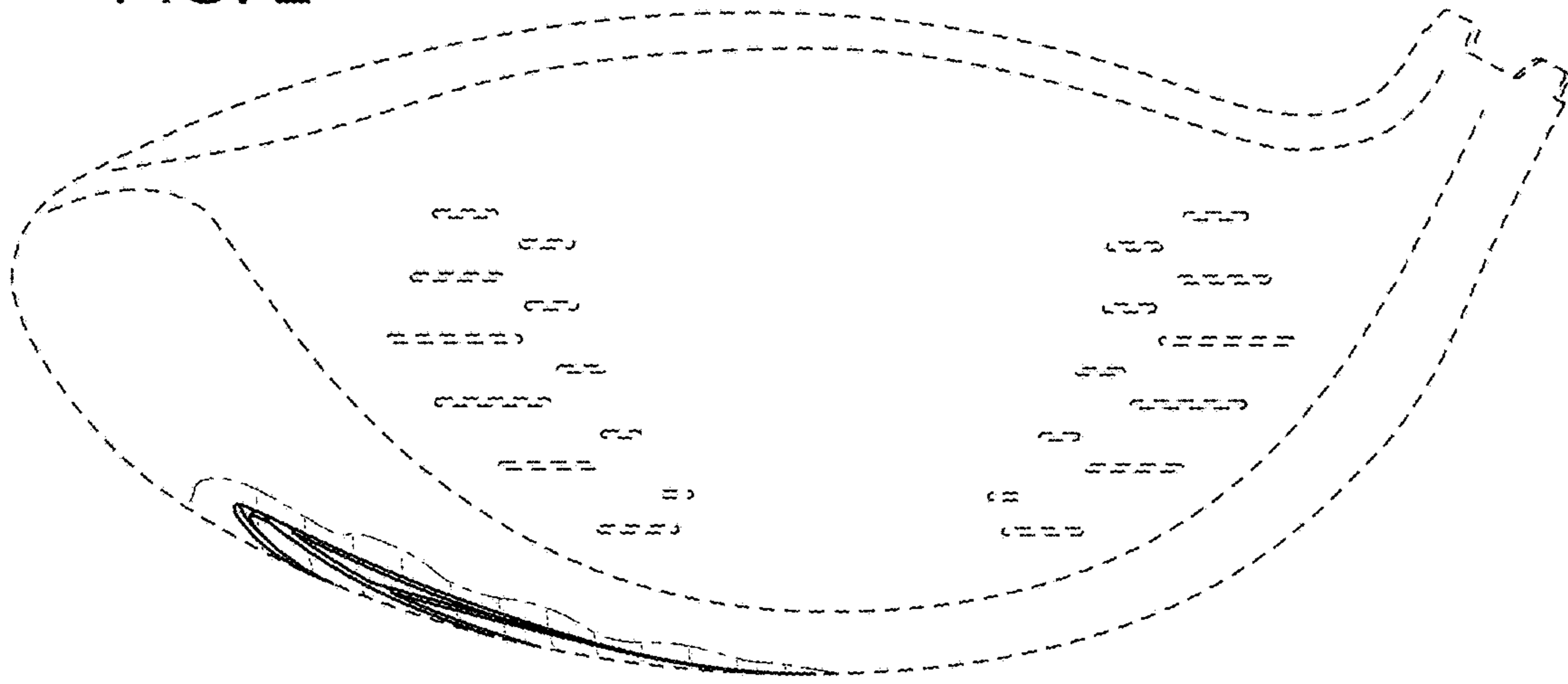


FIG. 3

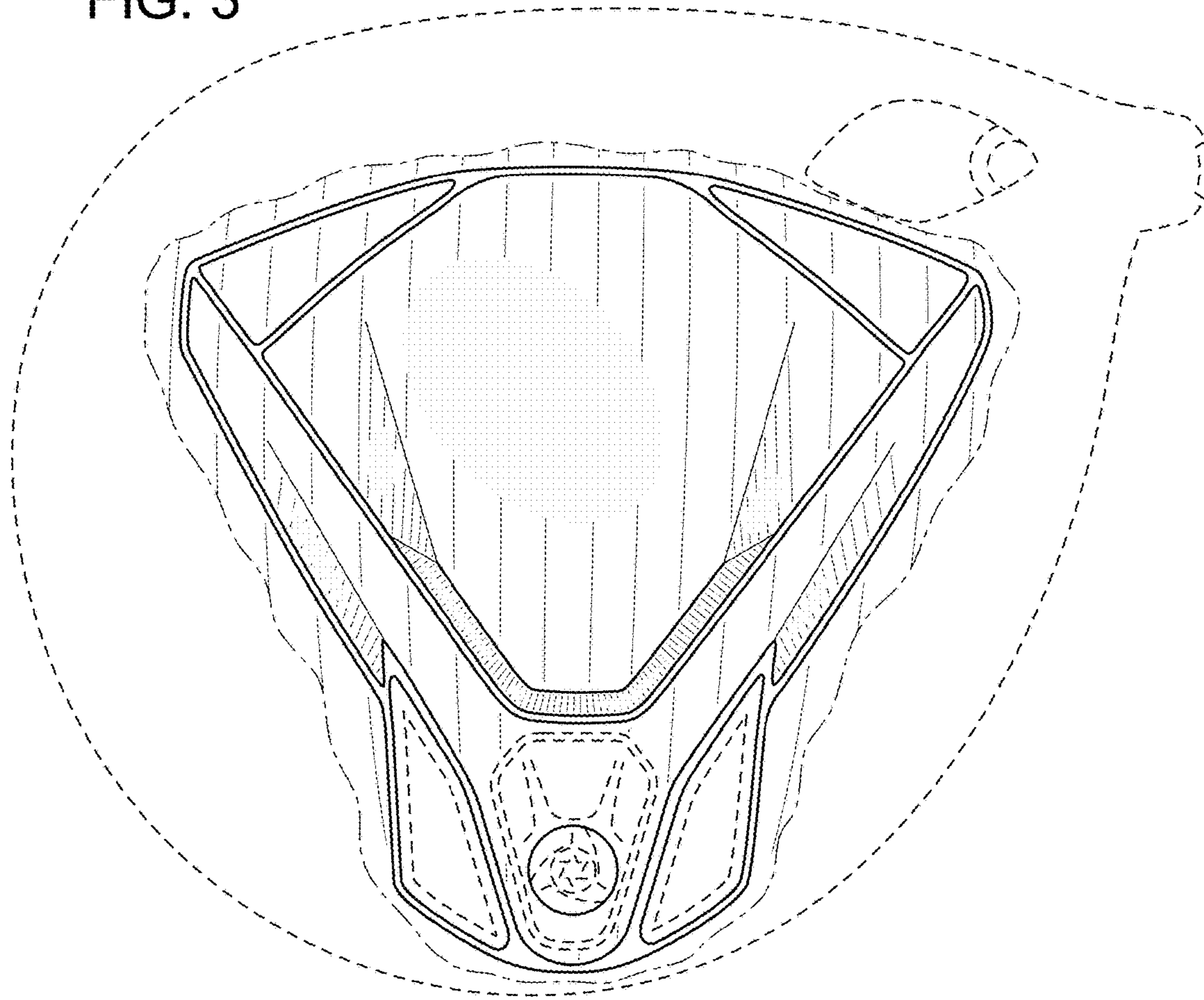


FIG. 4

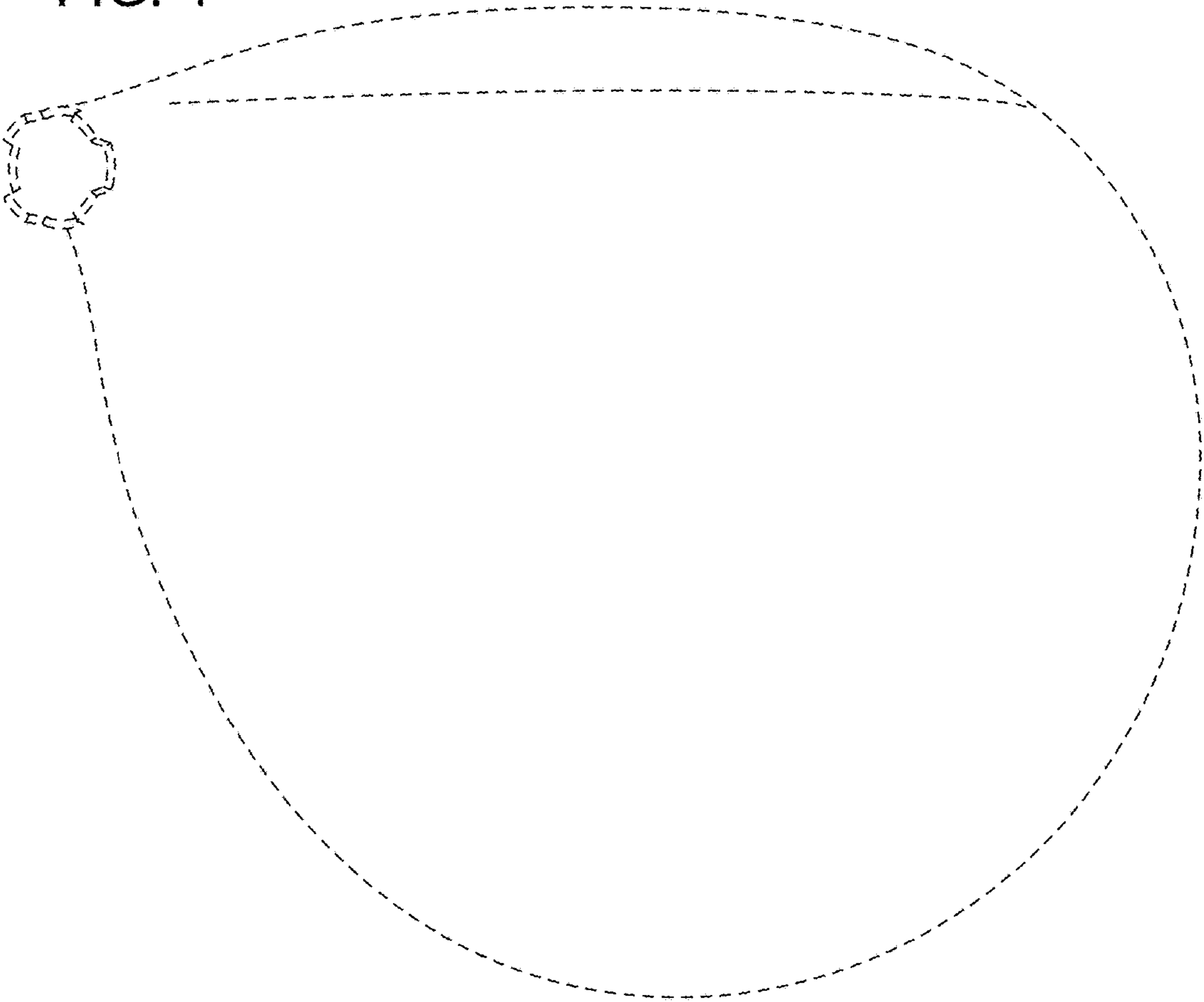


FIG. 5

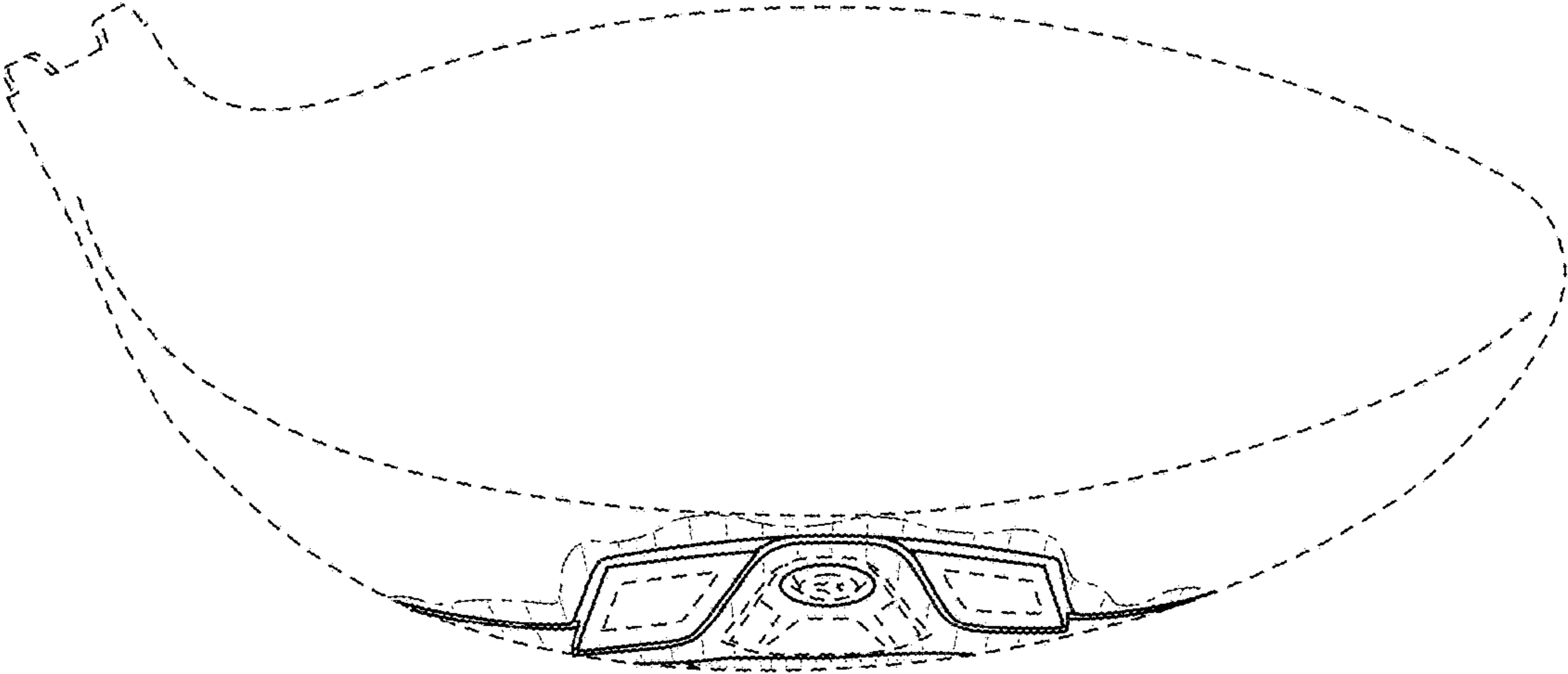


FIG. 6

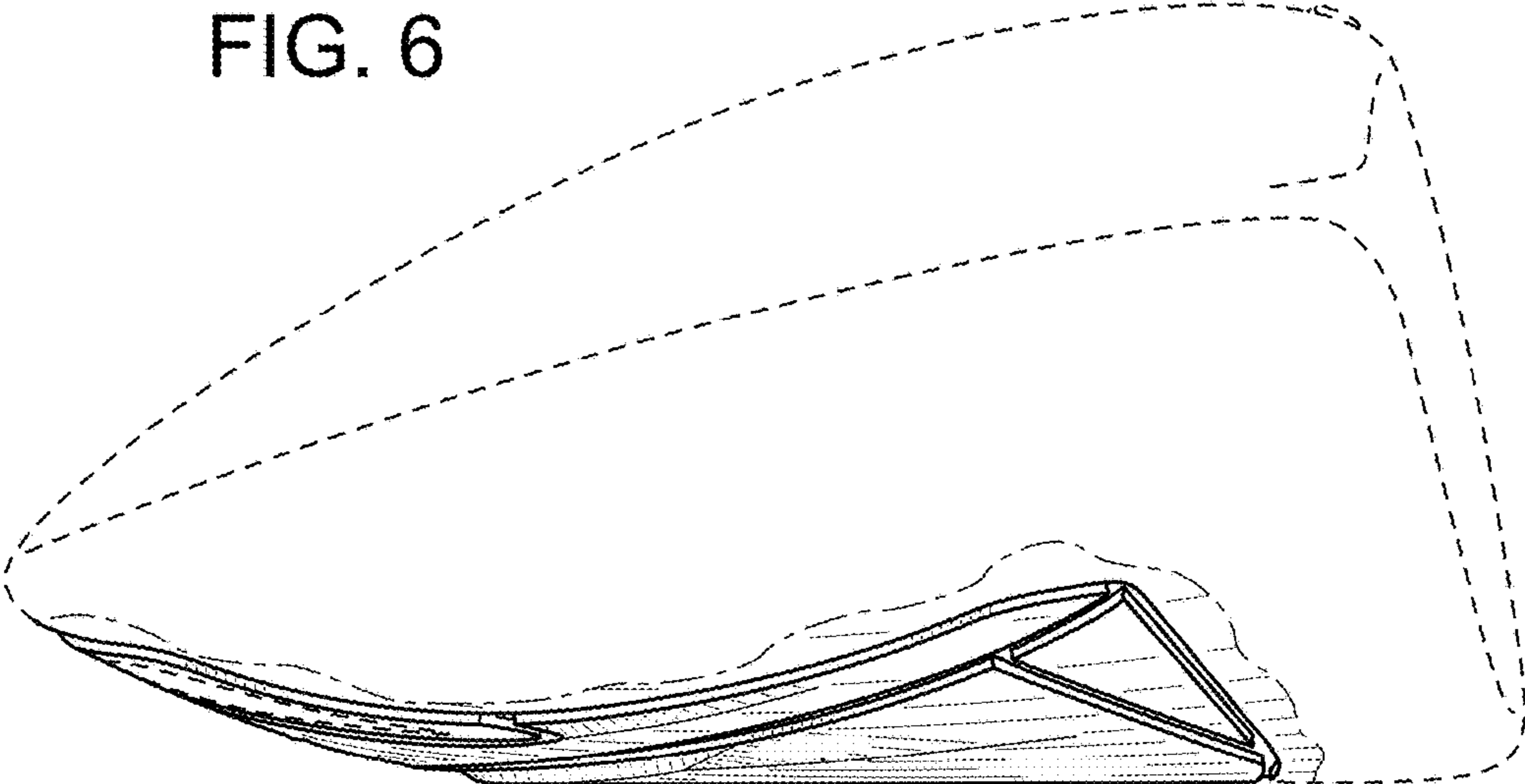


FIG. 7

