



US00D834117S

(12) **United States Design Patent**
Dipert et al.

(10) **Patent No.:** **US D834,117 S**

(45) **Date of Patent:** **** Nov. 20, 2018**

(54) **GOLF CLUB HEAD**

(71) Applicant: **Taylor Made Golf Company, Inc.**,
Carlsbad, CA (US)

(72) Inventors: **Joshua J. Dipert**, Carlsbad, CA (US);
Bret H. Wahl, Escondido, CA (US);
Maresala Milo, San Diego, CA (US);
Zac Atwell, Carlsbad, CA (US);
Andrew James, Carlsbad, CA (US);
Jared Guttmann, Oceanside, CA (US)

(73) Assignee: **Taylor Made Golf Company, Inc.**,
Carlsbad, CA (US)

(**) Term: **15 Years**

(21) Appl. No.: **29/591,290**

(22) Filed: **Jan. 18, 2017**

Related U.S. Application Data

(63) Continuation of application No. 29/535,853, filed on
Aug. 11, 2015, now Pat. No. Des. 780,273.

(51) **LOC (11) Cl.** **21-02**

(52) **U.S. Cl.**
USPC **D21/759**

(58) **Field of Classification Search**
USPC D21/733-752, 759
CPC A63B 53/00; A63B 53/04; A63B 53/0466;
A63B 2053/002; A63B 2053/0445; A63B
2053/0433; A63B 2053/0491; A63B
2053/0437
See application file for complete search history.

(56) **References Cited**

U.S. PATENT DOCUMENTS

1,266,529 A * 5/1918 Mattern A63B 53/02
473/312
1,892,482 A * 12/1932 Cash, Jr. A63B 53/02
473/305

1,985,427 A 12/1934 Richardson
2,326,495 A 8/1943 Reenstierna
3,170,691 A 2/1965 Pritchard
5,324,033 A * 6/1994 Fenton, Jr. A63B 53/02
473/305
5,395,109 A * 3/1995 Fenton, Jr. A63B 53/02
473/291
D361,358 S 8/1995 Simmons
D401,655 S * 11/1998 Burrows D21/753
D401,656 S * 11/1998 Burrows D21/753
D434,822 S * 12/2000 Jacobson D21/759
D478,951 S * 8/2003 Burrows D21/759

(Continued)

Primary Examiner — Mitchell I. Siegel

(74) *Attorney, Agent, or Firm* — Klarquist Sparkman LLP

(57) **CLAIM**

We claim the ornamental design for a golf club head, as
shown and described.

DESCRIPTION

FIG. 1 is a perspective view of a golf club head, as viewed
from the top, front and one side, according to one embodi-
ment.

FIG. 2 is a front elevation view of the golf club head of FIG.
1.

FIG. 3 is a rear elevation view of the golf club head of FIG.
1.

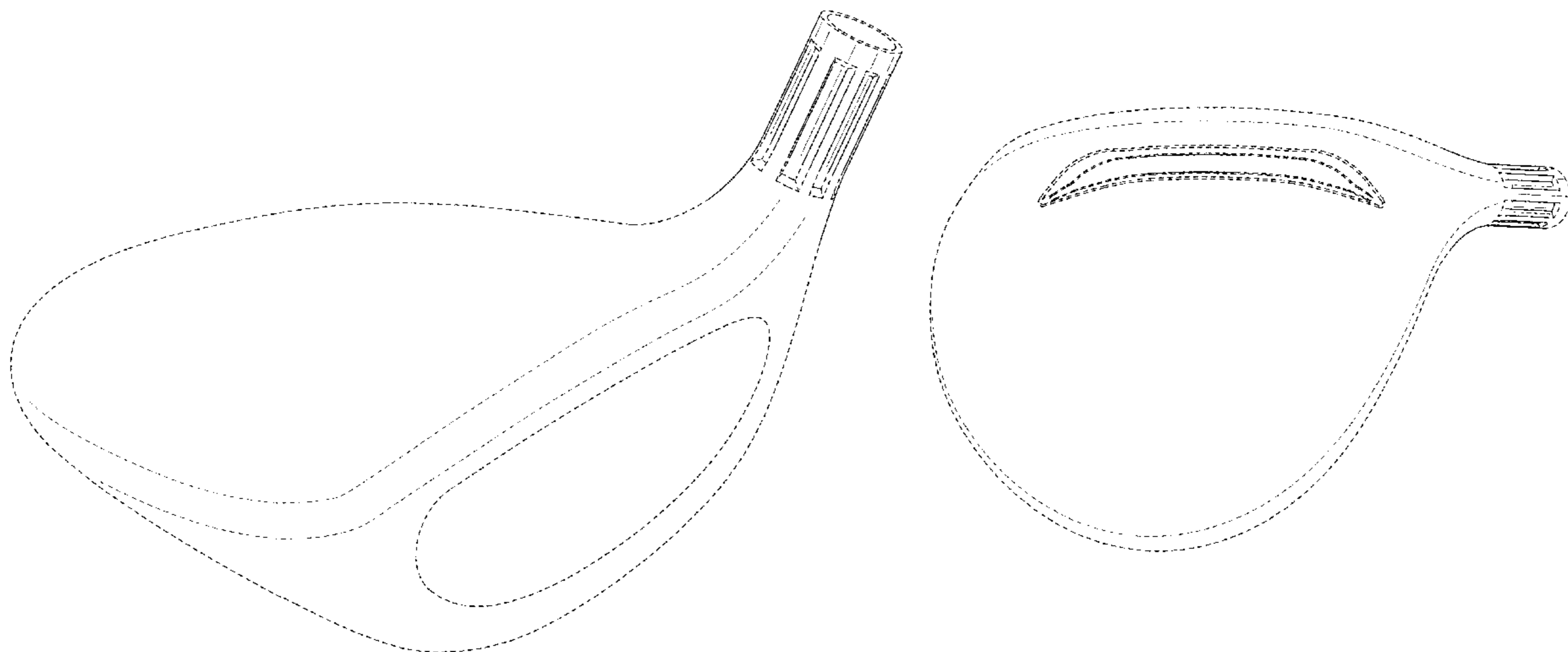
FIG. 4 is a side elevation view of a toe side of the golf club
head of FIG. 1.

FIG. 5 is a side elevation view of an opposite heel side of the
golf club head of FIG. 1.

FIG. 6 is a top plan view of the golf club head of FIG. 1; and,
FIG. 7 is a bottom plan view of the golf club head of FIG.
1.

The dashed lines in the drawings are for purposes of
illustrating environmental structure as well as portions of the
design that form no part of the claimed design.

1 Claim, 7 Drawing Sheets



(56)

References Cited

U.S. PATENT DOCUMENTS

6,663,503 B1 12/2003 Kenmi
 6,752,726 B2* 6/2004 Burrows A63B 53/02
 473/309
 D506,798 S * 6/2005 Burrows D21/759
 D582,999 S * 12/2008 Evans D21/759
 D583,000 S * 12/2008 Evans D21/759
 D583,001 S * 12/2008 Evans D21/759
 D583,002 S * 12/2008 Evans D21/759
 D583,891 S * 12/2008 DeMille D21/759
 D586,417 S * 2/2009 Hall D21/759
 D587,770 S * 3/2009 Evans D21/759
 D588,219 S * 3/2009 Evans D21/759
 D589,577 S * 3/2009 Evans D21/759
 D590,466 S * 4/2009 Hall D21/759
 D590,467 S * 4/2009 Cackett D21/759
 D590,468 S * 4/2009 Evans D21/759
 D590,904 S * 4/2009 Evans D21/759
 D590,905 S * 4/2009 Demille D21/759

D591,375 S * 4/2009 Evans D21/759
 D591,376 S * 4/2009 Evans D21/759
 D591,377 S * 4/2009 Evans D21/759
 D591,378 S * 4/2009 Hocknell D21/759
 D635,628 S * 4/2011 Evans D21/759
 D637,675 S * 5/2011 Evans D21/759
 8,192,303 B2 6/2012 Ban
 8,298,096 B2 10/2012 Stites et al.
 D675,272 S * 1/2013 Greensmith D21/759
 D684,230 S * 6/2013 Roberts D21/752
 D686,679 S * 7/2013 Greensmith D21/759
 D692,077 S * 10/2013 Greensmith D21/759
 8,696,491 B1 4/2014 Myers
 8,771,097 B2 7/2014 Bennett et al.
 D714,891 S * 10/2014 Greensmith D21/752
 D714,892 S * 10/2014 Atwell D21/752
 D714,893 S * 10/2014 Atwell D21/752
 D757,871 S * 5/2016 Dipert 21/747
 D780,273 S * 2/2017 Dipert D21/759
 2014/0113742 A1 4/2014 Zimmerman et al.
 2015/0031468 A1 1/2015 Matsunaga et al.

* cited by examiner

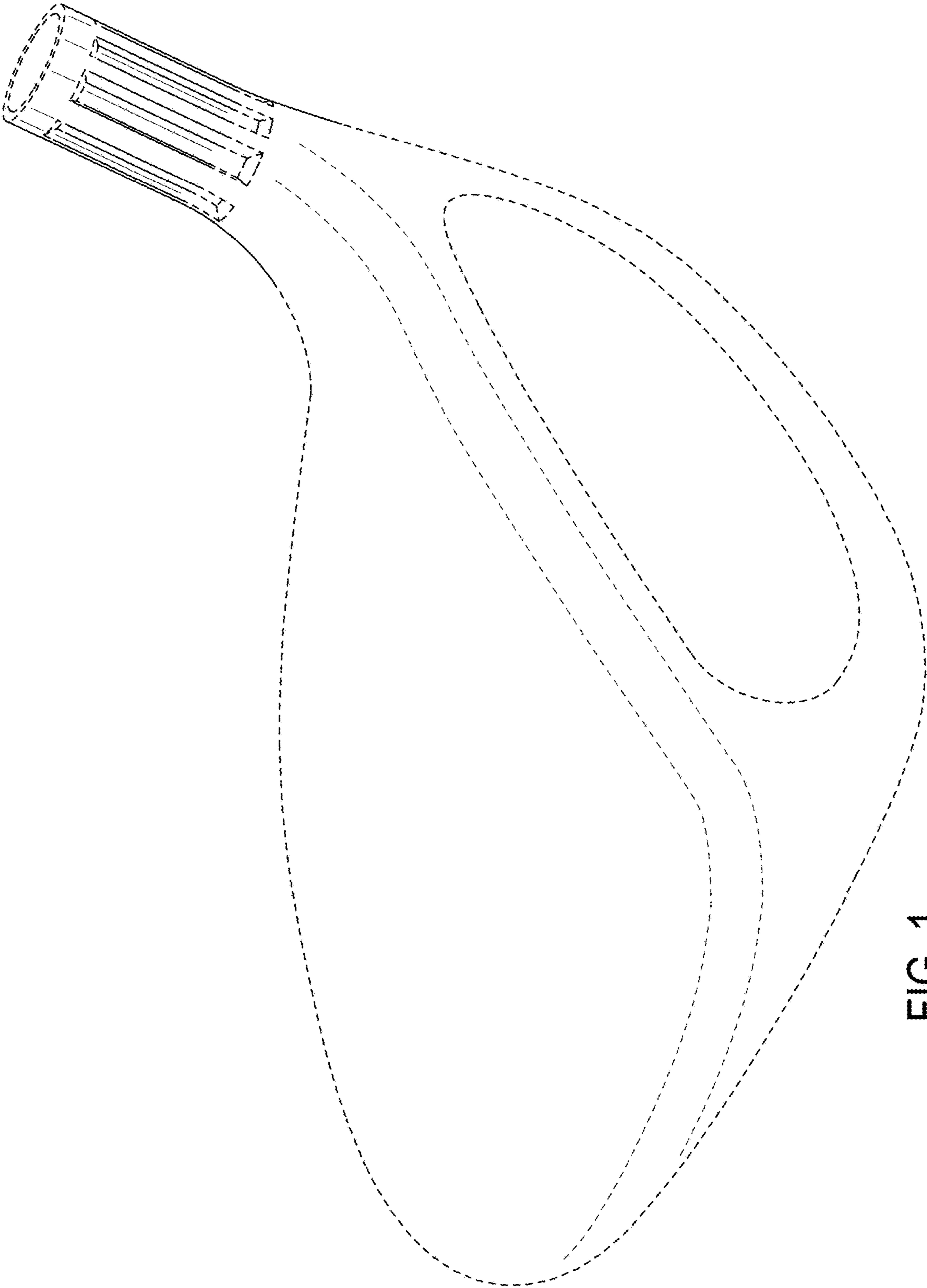


FIG. 1

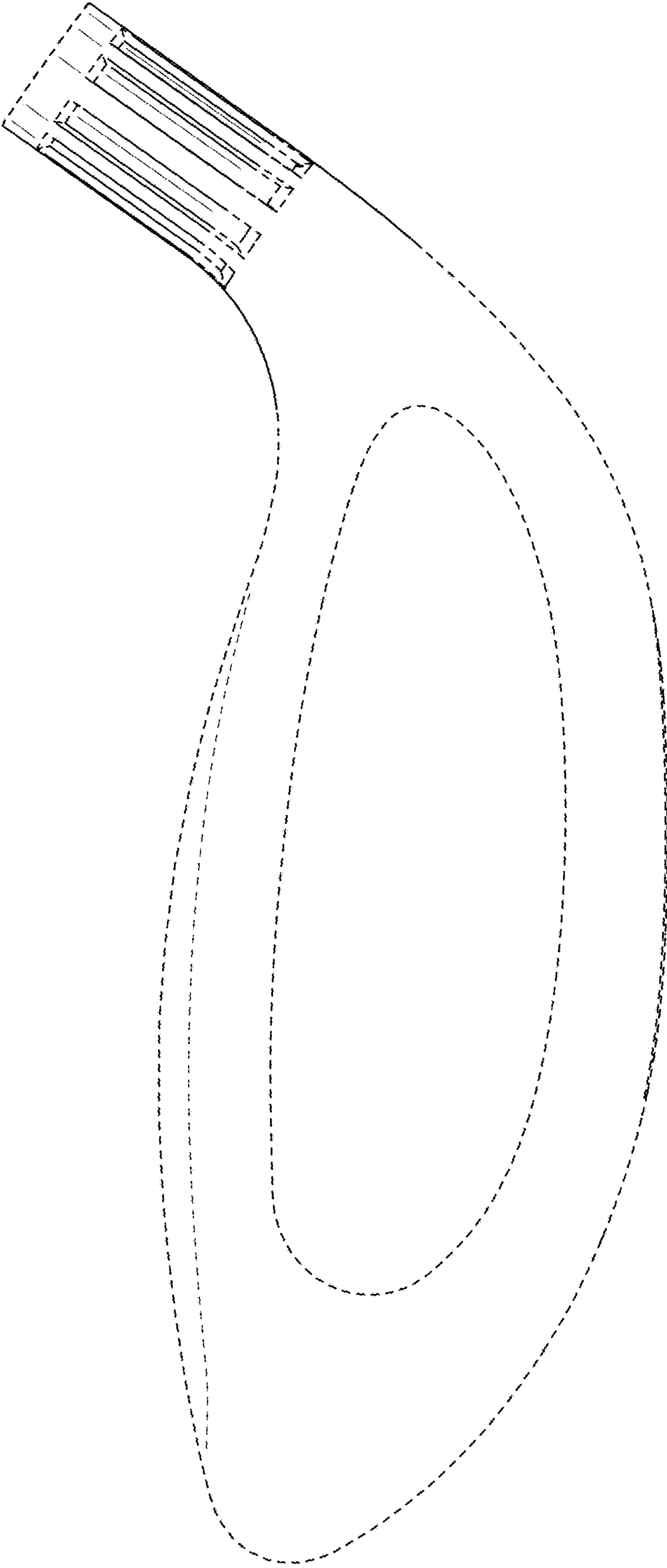


FIG. 2

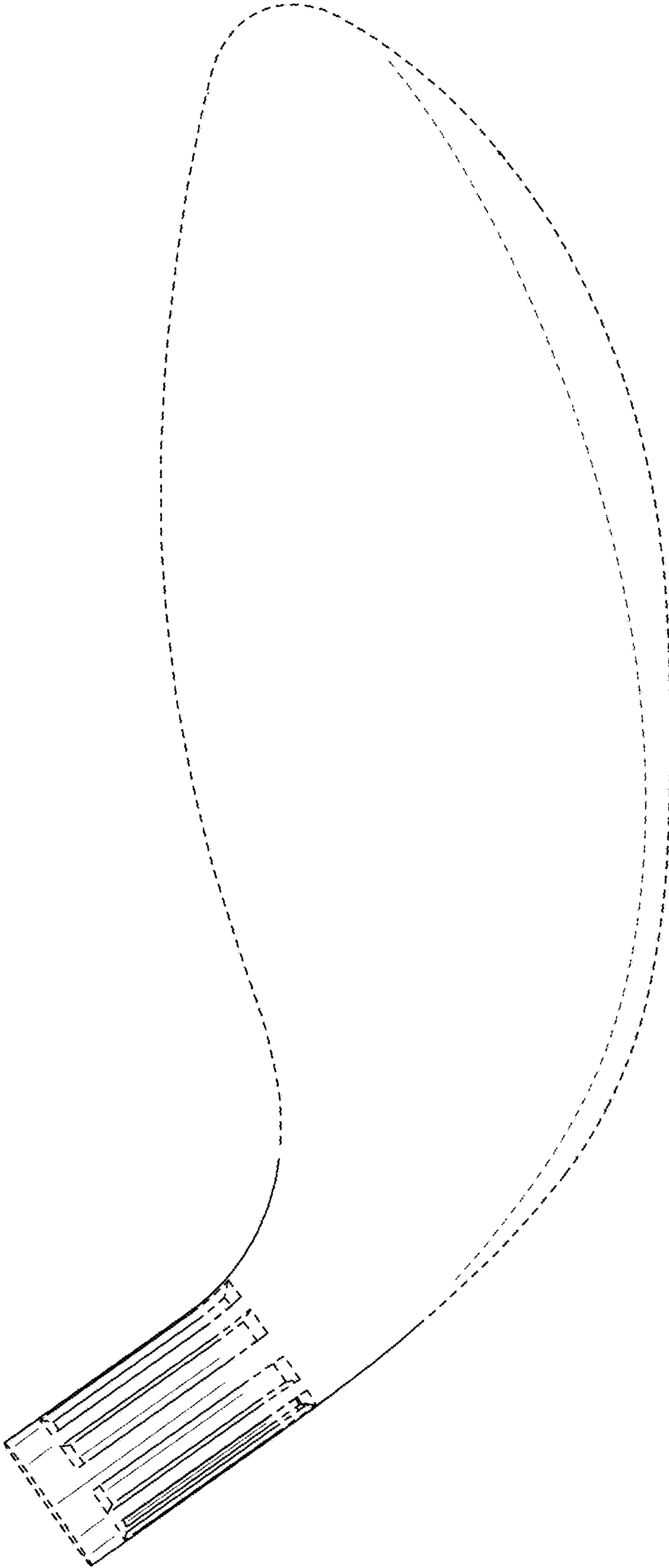


FIG. 3

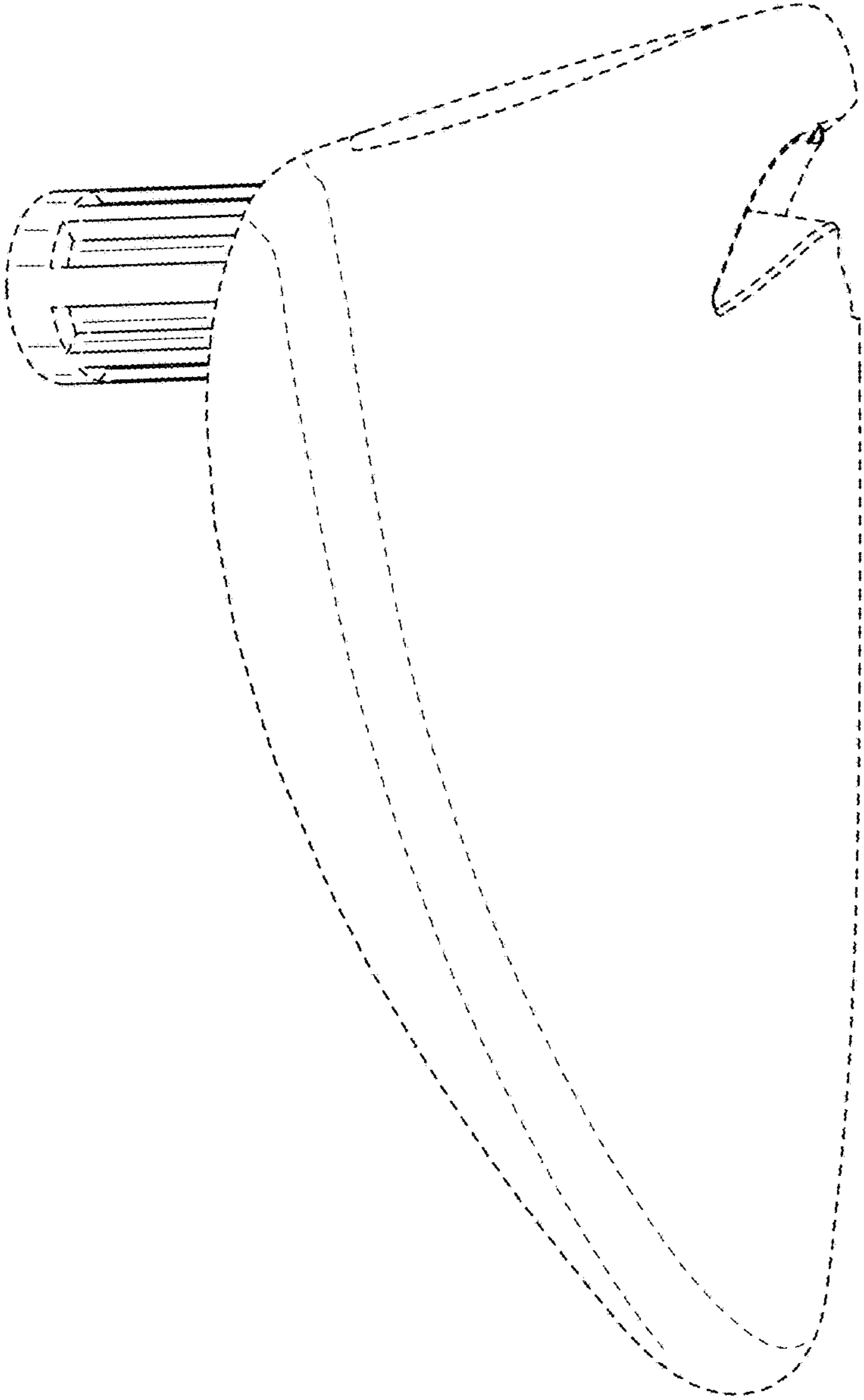


FIG. 4

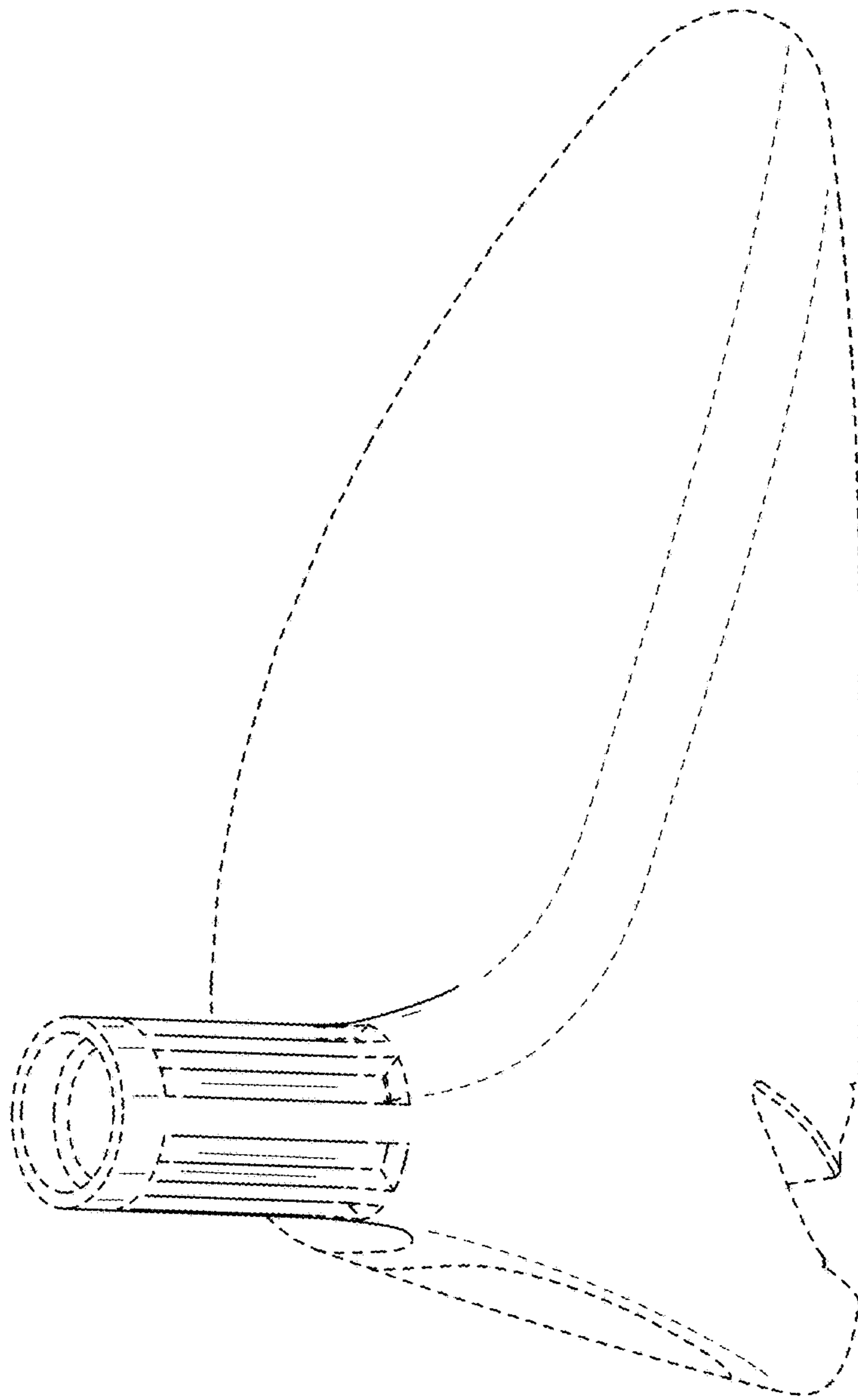


FIG. 5

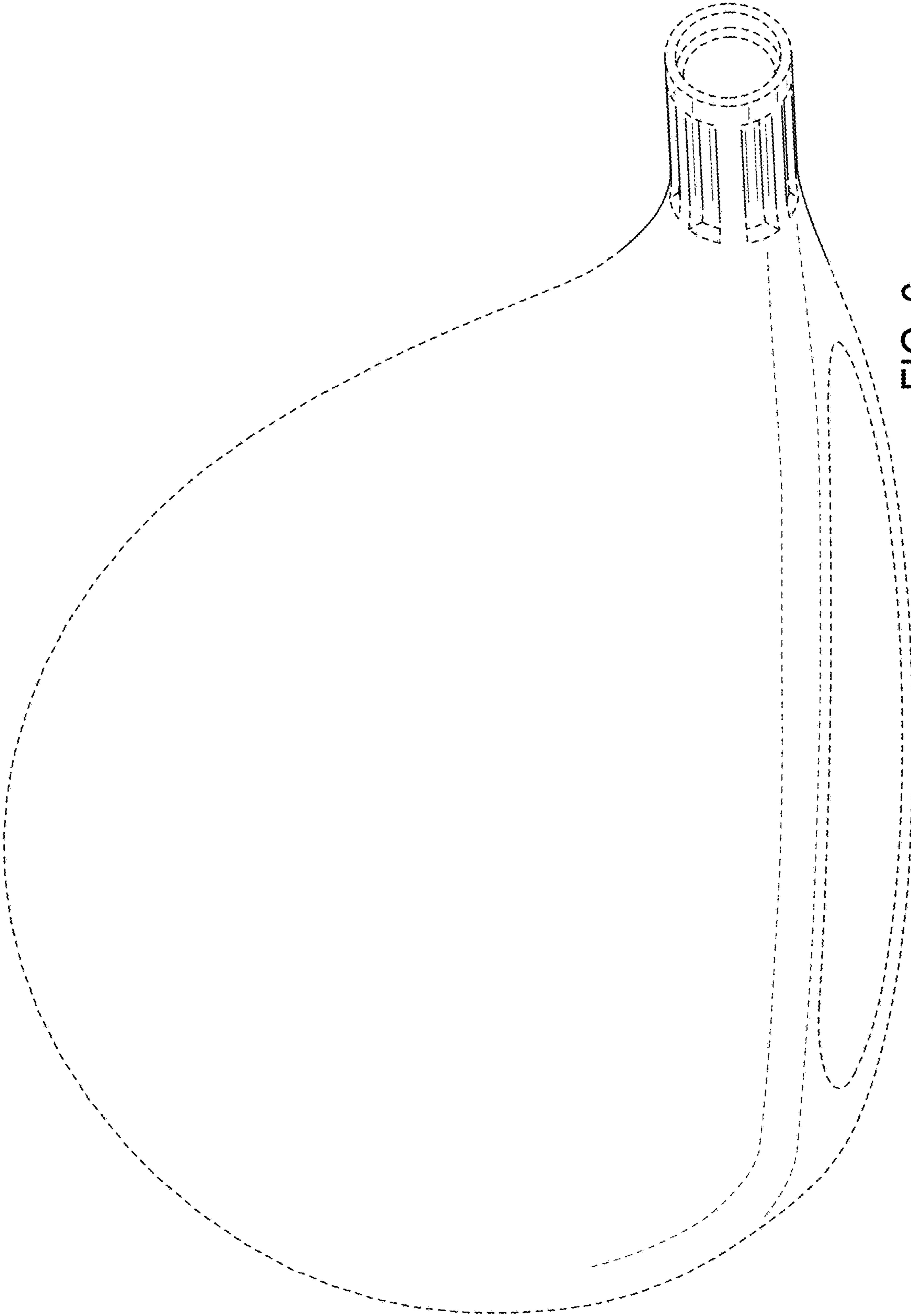


FIG. 6

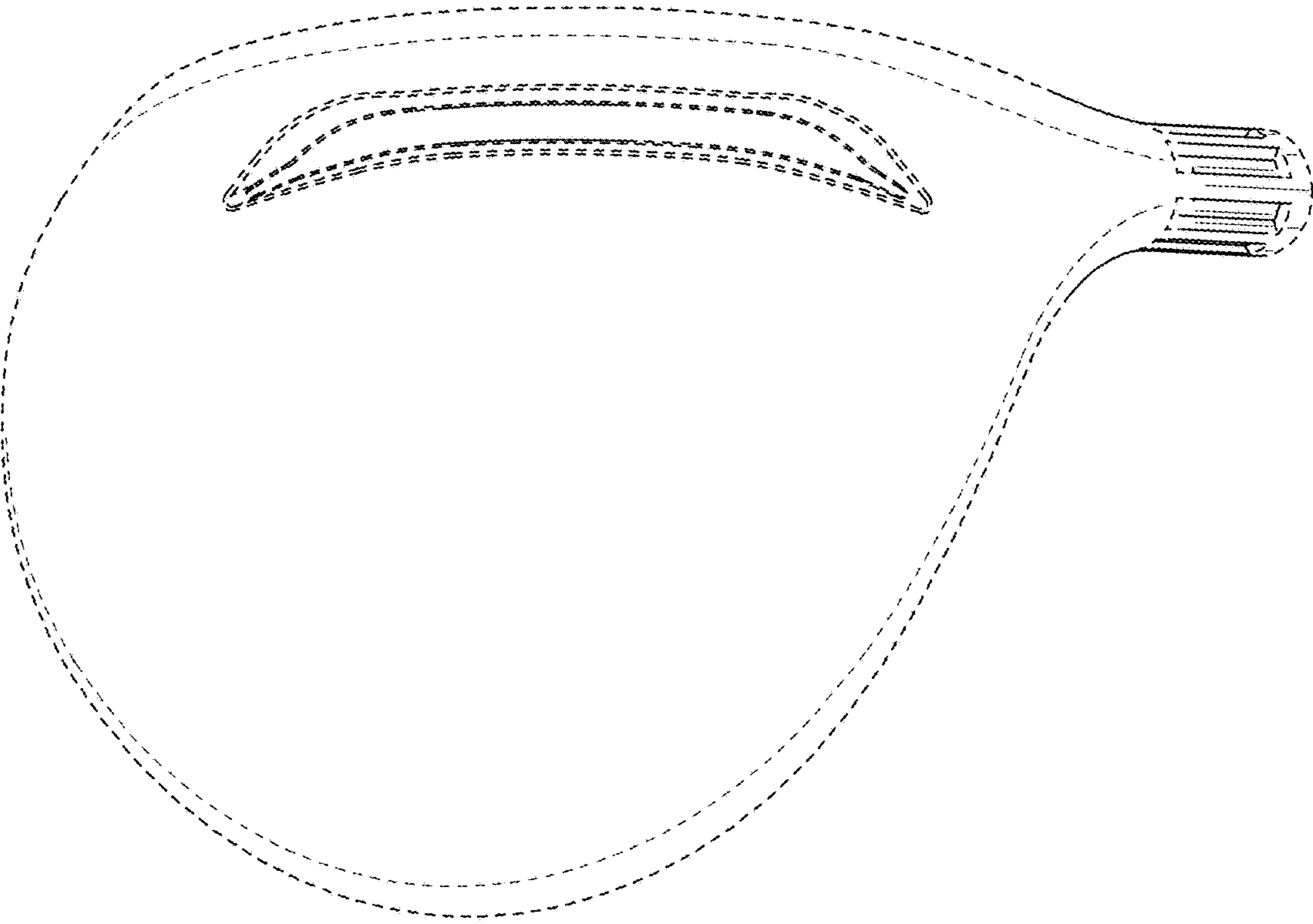


FIG. 7