



US00D834099S

(12) **United States Design Patent** (10) **Patent No.:** **US D834,099 S**
Porteiro et al. (45) **Date of Patent:** **** Nov. 20, 2018**

(54) **KICK SCOOTER REAR WHEEL AND SUPPORT**

(71) Applicants: **Alberto Rey Porteiro**, New York, NY (US); **Christopher Michael Albright**, Allentown, PA (US)

(72) Inventors: **Alberto Rey Porteiro**, New York, NY (US); **Christopher Michael Albright**, Allentown, PA (US)

(73) Assignee: **NIFTLY MOBILITY LLC**, New York, NY (US)

(**) Term: **15 Years**

(21) Appl. No.: **29/628,983**

(22) Filed: **Dec. 9, 2017**

(51) **LOC (11) Cl.** **21-01**

(52) **U.S. Cl.**
USPC **D21/423**

(58) **Field of Classification Search**
USPC D21/419, 421, 423, 426, 662, 760, 765, D21/766, 769, 771, 776, 803
CPC A63C 17/01; A63C 17/011; A63C 17/012; A63C 17/014; A63C 17/015; A63C 17/02; A63C 17/26; A63C 5/003; B60Q 1/326; B62K 3/001
See application file for complete search history.

(56) **References Cited**

U.S. PATENT DOCUMENTS

D435,873 S * 1/2001 Lee D21/423
D435,874 S * 1/2001 Cheng D21/423
D438,911 S * 3/2001 Chen D21/423
D438,912 S * 3/2001 Barrera D21/423
6,705,630 B1 3/2004 Karpman
D497,397 S * 10/2004 Sramek D21/423
D497,957 S * 11/2004 Chuang D21/423
7,559,561 B2 7/2009 Tsai
7,784,803 B2 8/2010 Griggs

D645,522 S * 9/2011 Powers D21/423
8,113,524 B2 2/2012 Karpman
8,157,275 B2 4/2012 Tsai
D671,600 S * 11/2012 Horne D21/423
8,464,822 B2 6/2013 Spector et al.
D686,674 S * 7/2013 Hadley D21/423
(Continued)

OTHER PUBLICATIONS

Keefer Scooter.

(Continued)

Primary Examiner — Robin V Webster

Assistant Examiner — Keith J Wilson

(74) *Attorney, Agent, or Firm* — Lawrence B. Goodwin, PLLC

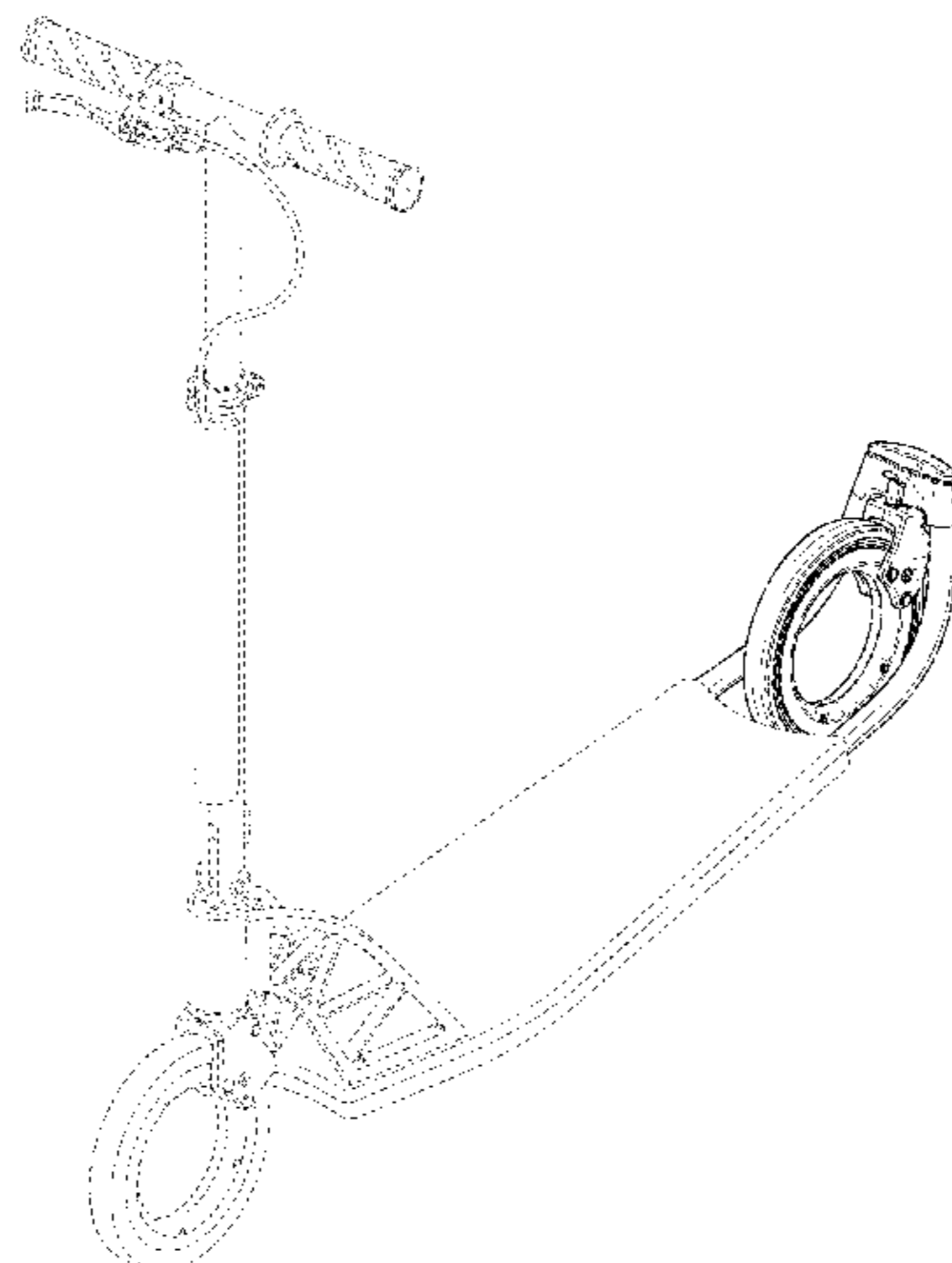
(57) **CLAIM**

The ornamental design for a kick scooter rear wheel and support, as shown and described.

DESCRIPTION

FIG. 1 is a perspective view showing a front, side and top surface of the kick scooter rear wheel and support
FIG. 2 is a front view of the kick scooter rear wheel and support of FIG. 1.
FIG. 3 is a rear view of the kick scooter rear wheel and support of FIG. 1.
FIG. 4 is a right side view of the kick scooter rear wheel and support of FIG. 1.
FIG. 5 is a left side view of the kick scooter rear wheel and support of FIG. 1.
FIG. 6 is a top view of the kick scooter rear wheel and support of FIG. 1; and,
FIG. 7 is a bottom view of the kick scooter rear wheel and support of FIG. 1.
Where utilized, the broken lines shown portions of the kick scooter rear wheel and support that form no part of the claimed design.

1 Claim, 5 Drawing Sheets



(56)

References Cited

U.S. PATENT DOCUMENTS

8,474,840 B2 7/2013 Tsai
 D687,499 S 8/2013 Horne
 8,523,212 B2 9/2013 Ryan et al.
 D691,671 S * 10/2013 Chen D21/423
 D692,963 S * 11/2013 Radtke D21/423
 D693,414 S * 11/2013 Hadley D21/423
 D710,949 S * 8/2014 Huang D21/423
 8,870,200 B2 10/2014 Chen
 D727,434 S * 4/2015 O'connell D21/423
 D727,833 S * 4/2015 Talios D12/423
 D728,033 S * 4/2015 O'connell D21/423
 D736,324 S * 8/2015 Lu D21/423
 9,114,843 B2 8/2015 Ryan et al.
 D748,738 S * 2/2016 Hadley D21/423
 D750,180 S * 2/2016 Edlauer D21/423
 9,321,504 B2 4/2016 Hadley et al.
 D756,464 S * 5/2016 Edlauer D21/423
 D756,465 S * 5/2016 Byrne D21/423
 9,387,900 B2 7/2016 Chen

9,422,021 B2 8/2016 Tsai
 D772,990 S * 11/2016 Allais D21/423
 D774,145 S * 12/2016 Hadley D21/423
 D777,261 S * 1/2017 Desberg D21/423
 D777,844 S * 1/2017 O Connell D21/423
 9,573,417 B2 2/2017 Wang et al.
 D783,724 S * 4/2017 Pickavance D12/192
 D795,354 S * 8/2017 Desberg D21/423
 9,771,115 B2 9/2017 Chen
 D806,176 S * 12/2017 Peng D21/423
 D810,836 S * 2/2018 Hadley D21/423
 D811,489 S * 2/2018 Hadley D21/423
 D815,215 S * 4/2018 Desberg D21/423
 D818,541 S * 5/2018 Huang D21/423

OTHER PUBLICATIONS

Keefe cable and rack.
 Xooter Scooter.
 Xooter cable and rack.
 Makepolo.

* cited by examiner

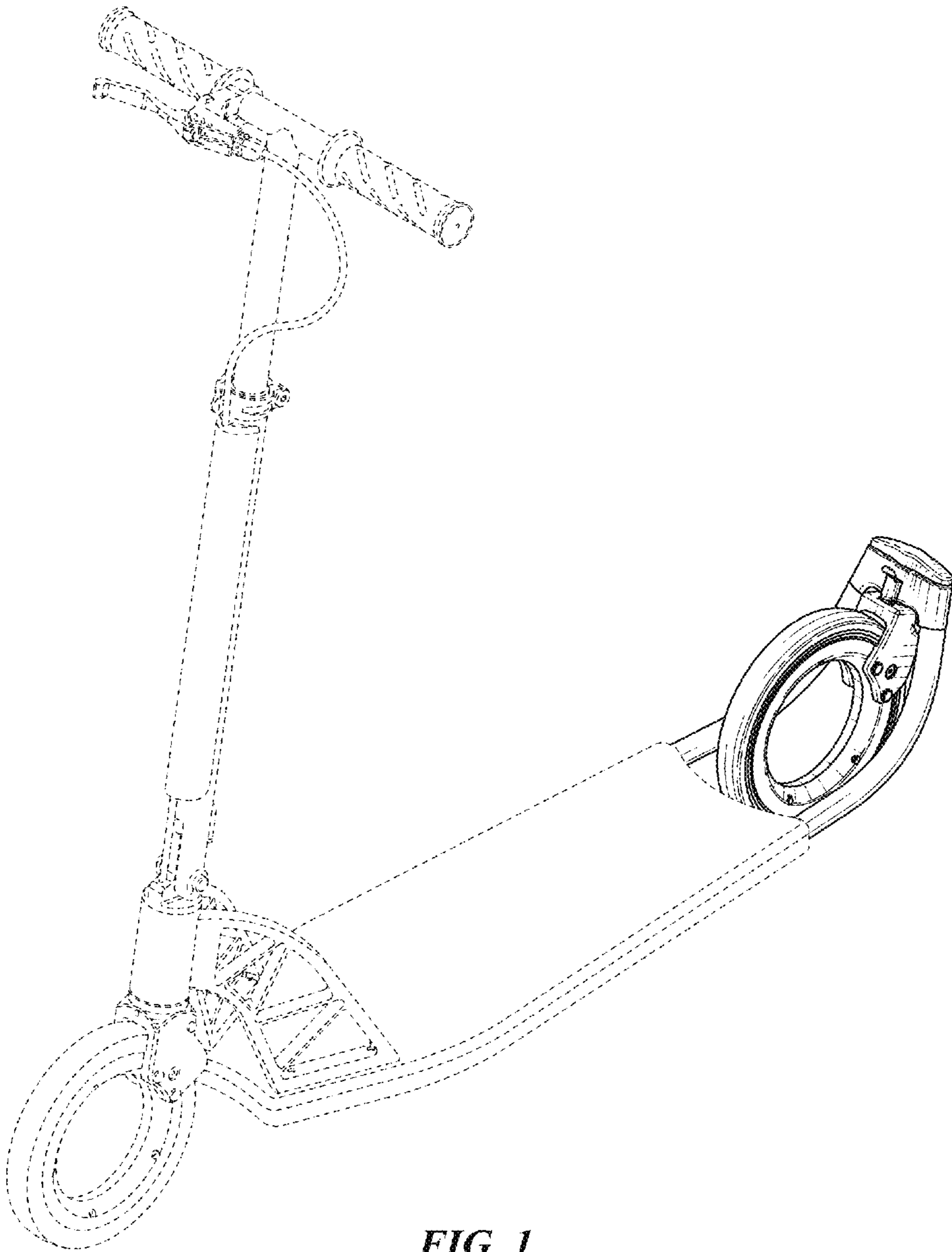


FIG. 1

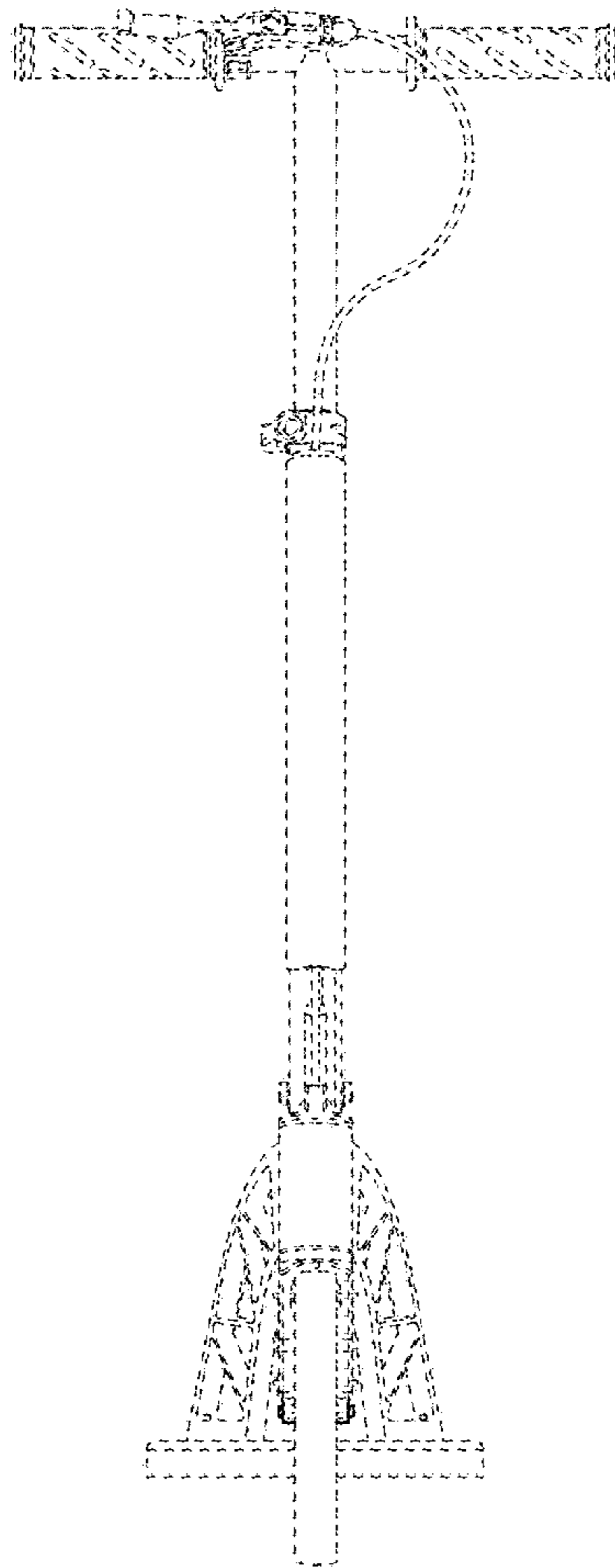


FIG. 2

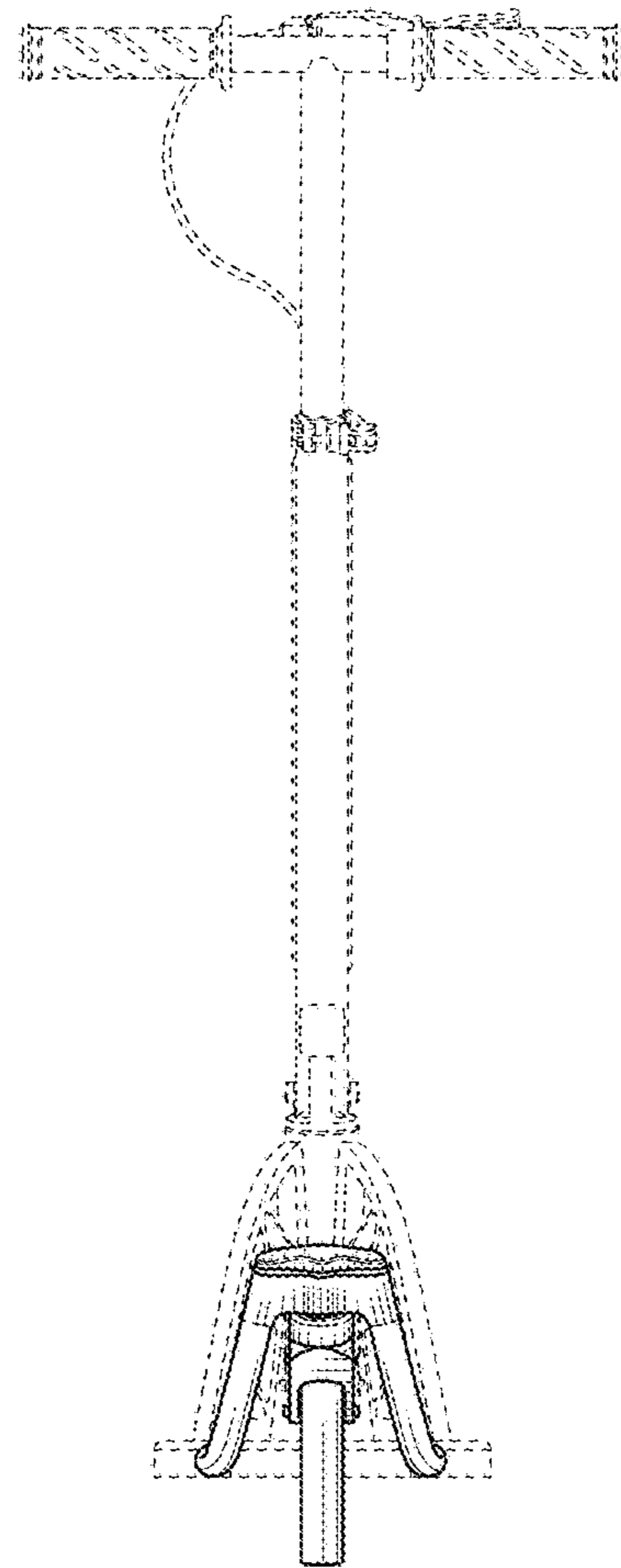


FIG. 3




FIG. 4




FIG. 5



FIG. 6

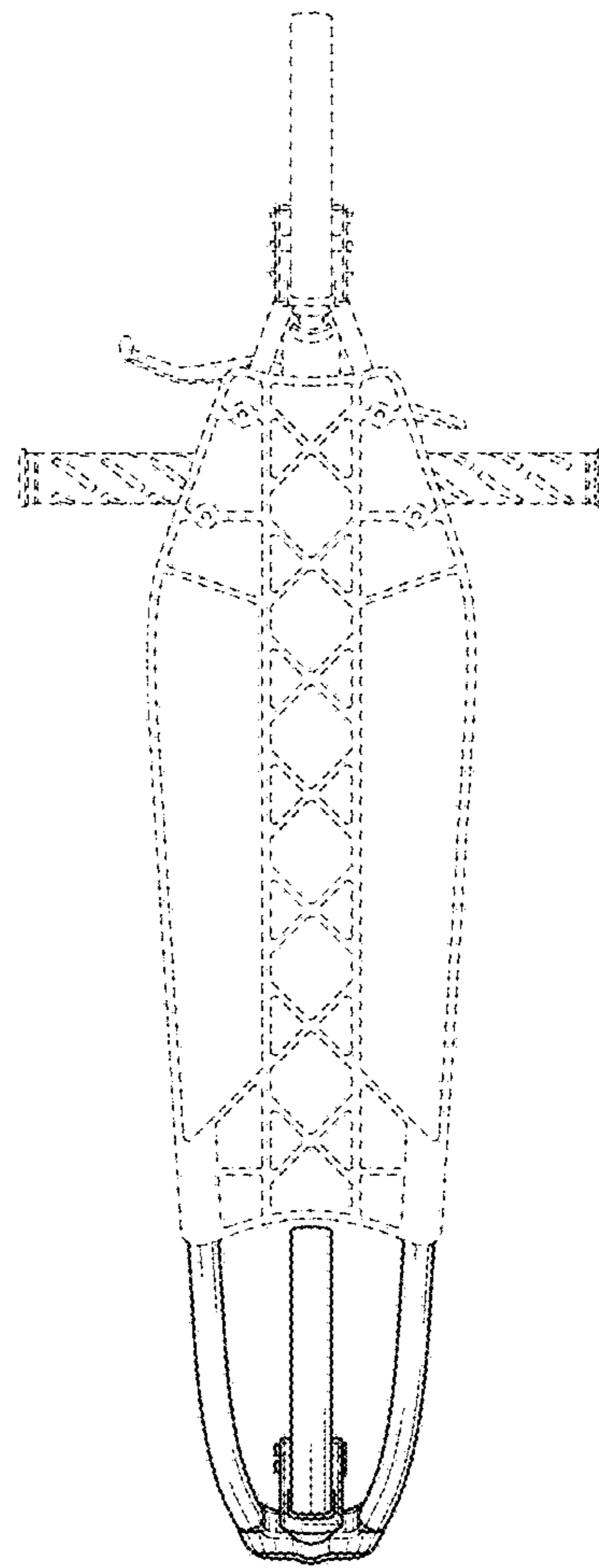


FIG. 7