



US00D834026S

(12) **United States Design Patent** (10) **Patent No.:** **US D834,026 S**  
**Moore et al.** (45) **Date of Patent:** **\*\* Nov. 20, 2018**

- (54) **COVER FOR AN ELECTRONIC DEVICE**
- (71) Applicant: **Max Interactive, Inc.**, Costa Mesa, CA (US)
- (72) Inventors: **Cameron Moore**, Costa Mesa, CA (US); **Daniel Ballou**, Long Beach, CA (US); **Joven De La Vega**, Downey, CA (US); **Samuel V. Gutierrez**, La Mirada, CA (US)
- (73) Assignee: **Max Interactive, Inc.**, Costa Mesa, CA (US)
- (\*\*) Term: **15 Years**
- (21) Appl. No.: **29/612,180**
- (22) Filed: **Jul. 28, 2017**
- (51) **LOC (11) Cl.** ..... **14-02**
- (52) **U.S. Cl.**  
USPC ..... **D14/440**
- (58) **Field of Classification Search**  
USPC ..... D14/440; 206/45.23, 320, 45.2; 361/679.55; 294/25; 224/218  
CPC ... G06F 1/1628; G06F 1/1626; A47B 23/044; H04B 1/3888; H05K 5/0217  
See application file for complete search history.

(56) **References Cited**

U.S. PATENT DOCUMENTS

D635,555 S *	4/2011	Giles	.....	D14/217
D641,756 S *	7/2011	Hsieh	.....	D14/440
D651,606 S *	1/2012	Luijben	.....	D14/250
D661,646 S *	6/2012	Son	.....	D13/108
D668,660 S *	10/2012	Norfolk	.....	D14/440
D670,702 S *	11/2012	Zhang	.....	D14/440
D674,803 S *	1/2013	Westrup	.....	A45C 3/02 D14/440
D678,293 S *	3/2013	Meehan	.....	D14/440
D687,440 S *	8/2013	Shieh	.....	D14/447
D695,298 S *	12/2013	Han	.....	D14/440

D704,194 S *	5/2014	Young	.....	D14/440
D717,804 S *	11/2014	Budge	.....	D14/447
D718,316 S *	11/2014	Veltz	.....	D14/440
D719,144 S *	12/2014	Eulette	.....	D14/250
D725,119 S *	3/2015	Gaylord	.....	D14/440
D726,732 S *	4/2015	Lay	.....	D14/440
9,229,494 B2 *	1/2016	Rayner	.....	G06F 1/163
D748,634 S *	2/2016	Hofer	.....	D14/440
D757,731 S *	5/2016	Nguyen	.....	D14/440
D766,247 S *	9/2016	Burmester	.....	D14/440
D795,263 S *	8/2017	Fujioka	.....	D14/440
D795,880 S *	8/2017	Akana	.....	D14/440

(Continued)

*Primary Examiner* — Cynthia R Underwood  
(74) *Attorney, Agent, or Firm* — Charles F. Reidelbach, Jr.


(57) **CLAIM**

We claim the ornamental design for a cover for an electronic device, as shown and described.

**DESCRIPTION**

FIG. 1 is an upper left rear perspective view of a cover for an electronic device;  
 FIG. 2 is a lower right front perspective view of a cover for an electronic device;  
 FIG. 3 is a front elevational view of a cover for an electronic device;  
 FIG. 4 is a rear elevational view of a cover for an electronic device;  
 FIG. 5 is a right side elevational view of a cover for an electronic device;  
 FIG. 6 is a left side elevational view of a cover for an electronic device;  
 FIG. 7 is a top plan view of a cover for an electronic device; and,  
 FIG. 8 is a bottom plan view of a cover for an electronic device.  
 Dashed lines represent unclaimed environment and form no part of the claimed design.

**1 Claim, 6 Drawing Sheets**




(56)

**References Cited**

U.S. PATENT DOCUMENTS

D798,302	S *	9/2017	Burmester	.....	D14/440
9,847,806	B1 *	12/2017	Dickie	.....	H04B 1/3888
2003/0222149	A1 *	12/2003	Solomon	.....	G06F 1/1669
					235/472.01
2012/0043247	A1 *	2/2012	Westrup	.....	A45C 3/02
					206/472
2012/0193496	A1 *	8/2012	Li	.....	F16M 11/041
					248/316.1
2015/0156900	A1 *	6/2015	Yeh	.....	H04B 1/3888
					312/223.1
2016/0135560	A1 *	5/2016	Yeh	.....	H04M 1/185
					224/581


\* cited by examiner



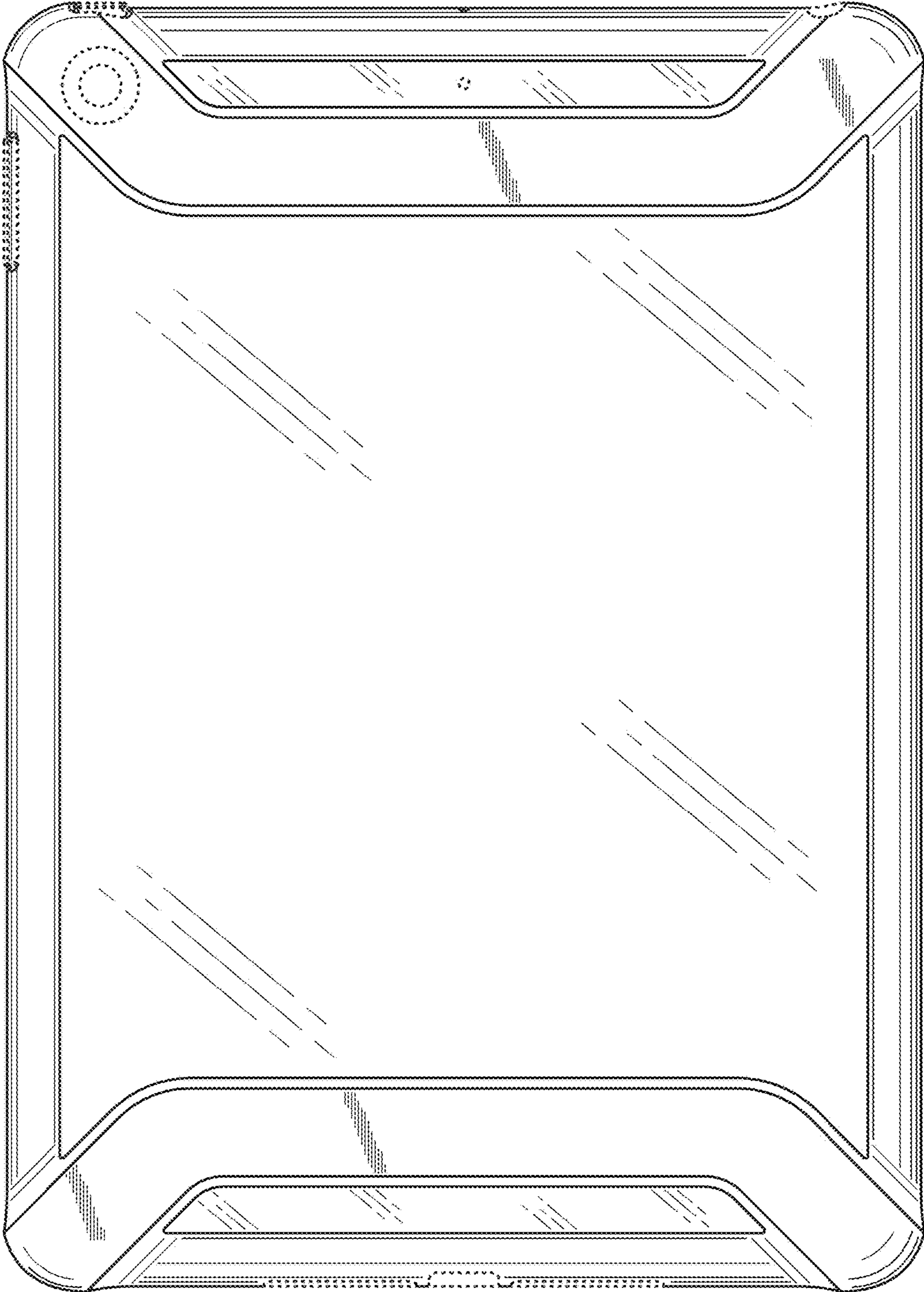
**FIG. 1**



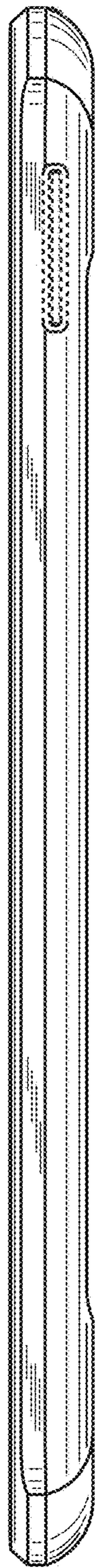
*FIG. 2*




**FIG. 3**



**FIG. 4**



**FIG. 5**



**FIG. 6**



**FIG. 7**



**FIG. 8**



UNITED STATES PATENT AND TRADEMARK OFFICE  
**CERTIFICATE OF CORRECTION**

PATENT NO. : D834,026 S  
APPLICATION NO. : 29/612180  
DATED : November 20, 2018  
INVENTOR(S) : Cameron Moore et al.

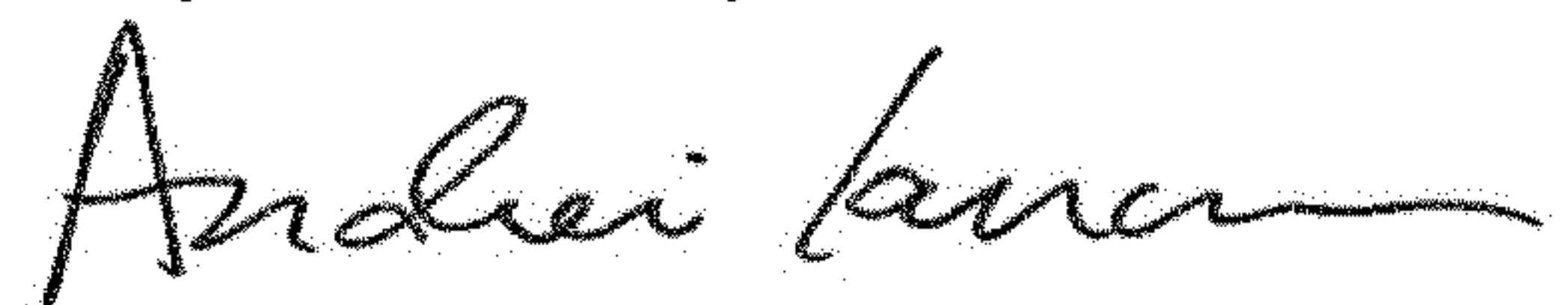
Page 1 of 7

It is certified that error appears in the above-identified patent and that said Letters Patent is hereby corrected as shown below:

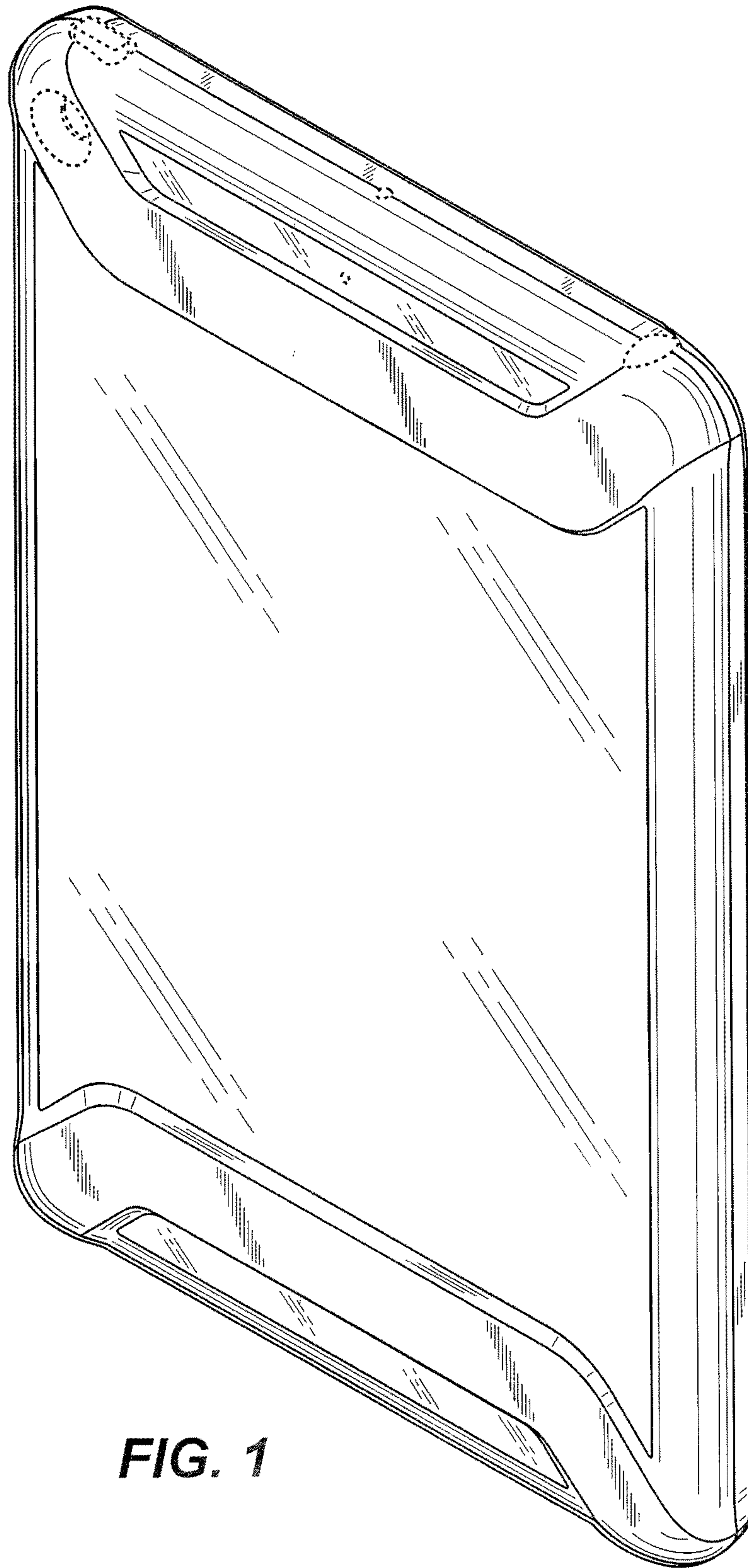
In the Drawings

Please replace FIGS. 1-8 with FIGS. 1-8 as shown on the attached pages.


Signed and Sealed this  
Twenty-fourth Day of December, 2019




Andrei Iancu  
*Director of the United States Patent and Trademark Office*



**FIG. 1**



**FIG. 2**



**FIG. 3**


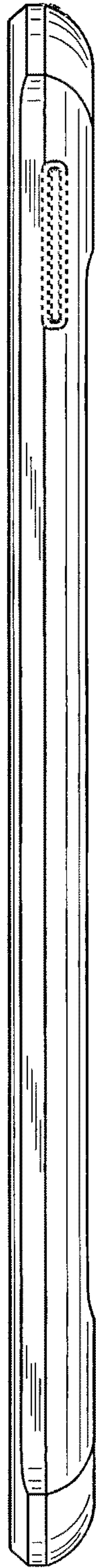
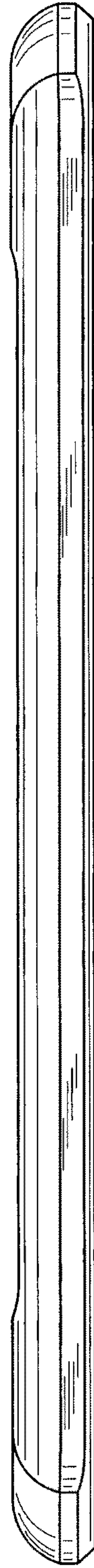


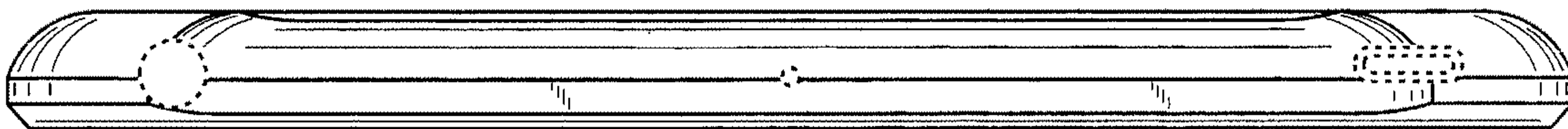
FIG. 4




**FIG. 5**



**FIG. 6**



**FIG. 7**



**FIG. 8**