

US00D834015S

(12) **United States Design Patent** (10) **Patent No.:** **US D834,015 S**
Case et al. (45) **Date of Patent:** **** Nov. 20, 2018**

(54) **DISPLAY UNIT**

(71) Applicant: **Target Brands, Inc.**, Minneapolis, MN (US)

(72) Inventors: **Christopher S. Case**, Shakopee, MN (US); **Travis M. Poirier**, Fridley, MN (US)

(73) Assignee: **Target Brands, Inc.**, Minneapolis, MN (US)

(**) Term: **15 Years**

(21) Appl. No.: **29/616,046**

(22) Filed: **Sep. 1, 2017**

(51) **LOC (11) Cl.** **14-02**

(52) **U.S. Cl.**
USPC **D14/371**

(58) **Field of Classification Search**

USPC D14/371-375, 125-129, 336, 337;
D6/300, 308; D19/113, 114; D20/10;
D24/167, 185, 186
CPC G09F 15/0025; G09F 15/0062; G09F
15/0068; G06F 1/16; G06F 1/1613; G06F
1/133308; G06F 1/1601; G06F 3/037;
G06F 1/162; F16M 11/02; F16M 11/10;
F16M 11/00; F16M 11/06; F16M 11/18;
F16M 11/045; F16M 11/105; F16M
11/041; F16M 11/126; F16M 11/04;
F16M 11/24; F16M 13/02; A47F 5/00

See application file for complete search history.

(56) **References Cited**

U.S. PATENT DOCUMENTS

D362,427 S *	9/1995	Mizusugi	D18/4.4
D468,735 S *	1/2003	Landerholm	D14/336
D612,503 S *	3/2010	Johnston	D24/186
D673,572 S *	1/2013	Akana	D14/447
D691,096 S *	10/2013	Beroukas	D13/162
D717,441 S *	11/2014	Neo	D24/167
D724,597 S *	3/2015	Akana	D14/447
D741,298 S *	10/2015	Lintz	D14/217
D752,460 S *	3/2016	Gnauck	D10/78

* cited by examiner

Primary Examiner — Freda S Nunn

(74) *Attorney, Agent, or Firm* — Leanne Taveggia Farrell;
Westman, Champlin & Koehler, P.A.

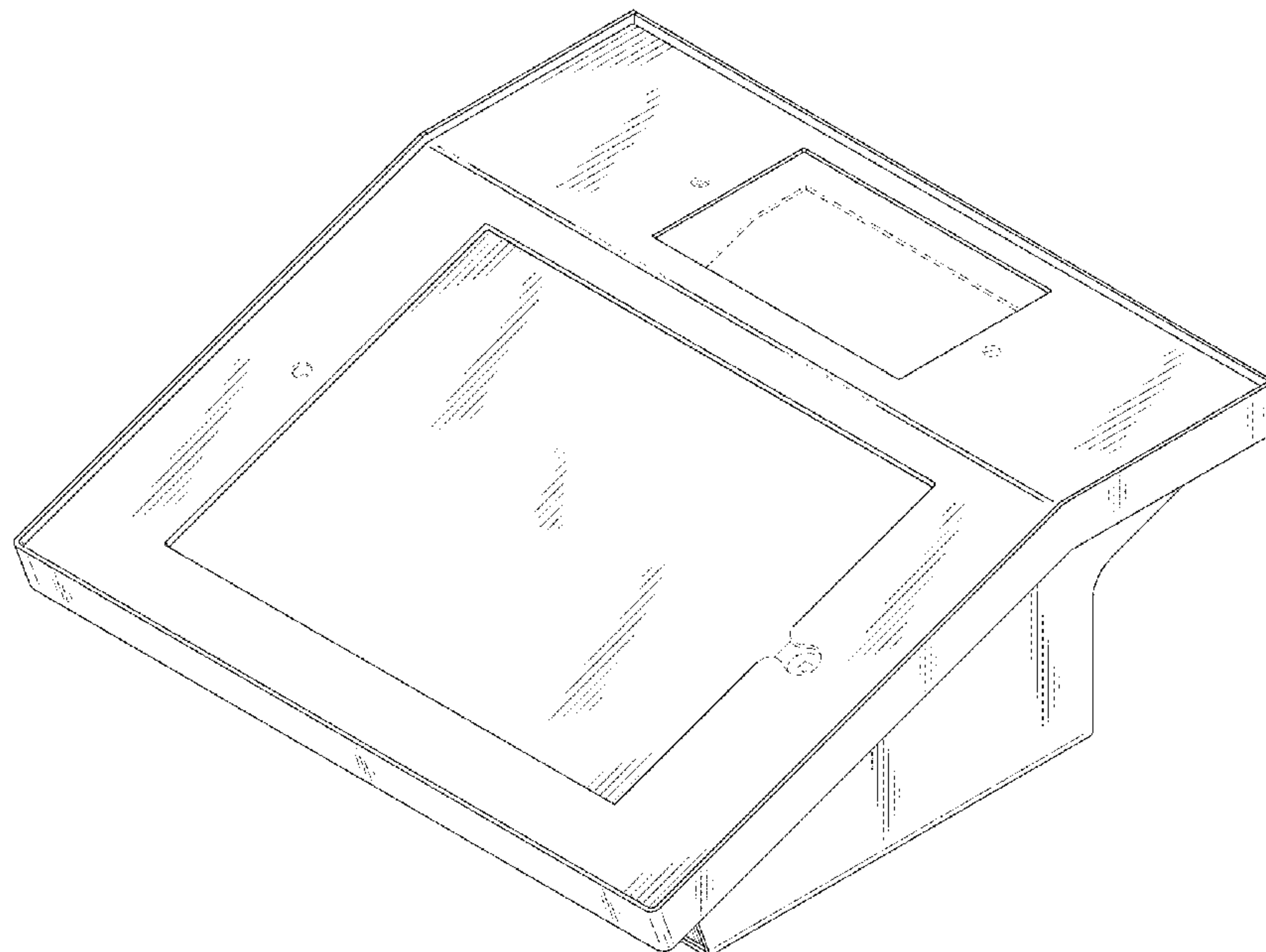
(57) **CLAIM**

The ornamental design for a display unit, as shown and described.

DESCRIPTION

FIG. 1 is a top perspective view of a first embodiment of a display unit showing our new design;
FIG. 2 is a bottom perspective view thereof;
FIG. 3 is a front view thereof;
FIG. 4 is a right side view thereof, the left side being a mirror image; and,
FIG. 5 is a top view thereof.
The broken lines shown in the drawings are included for purposes of illustrating portions of the display unit and form no part of the claimed design.

1 Claim, 5 Drawing Sheets



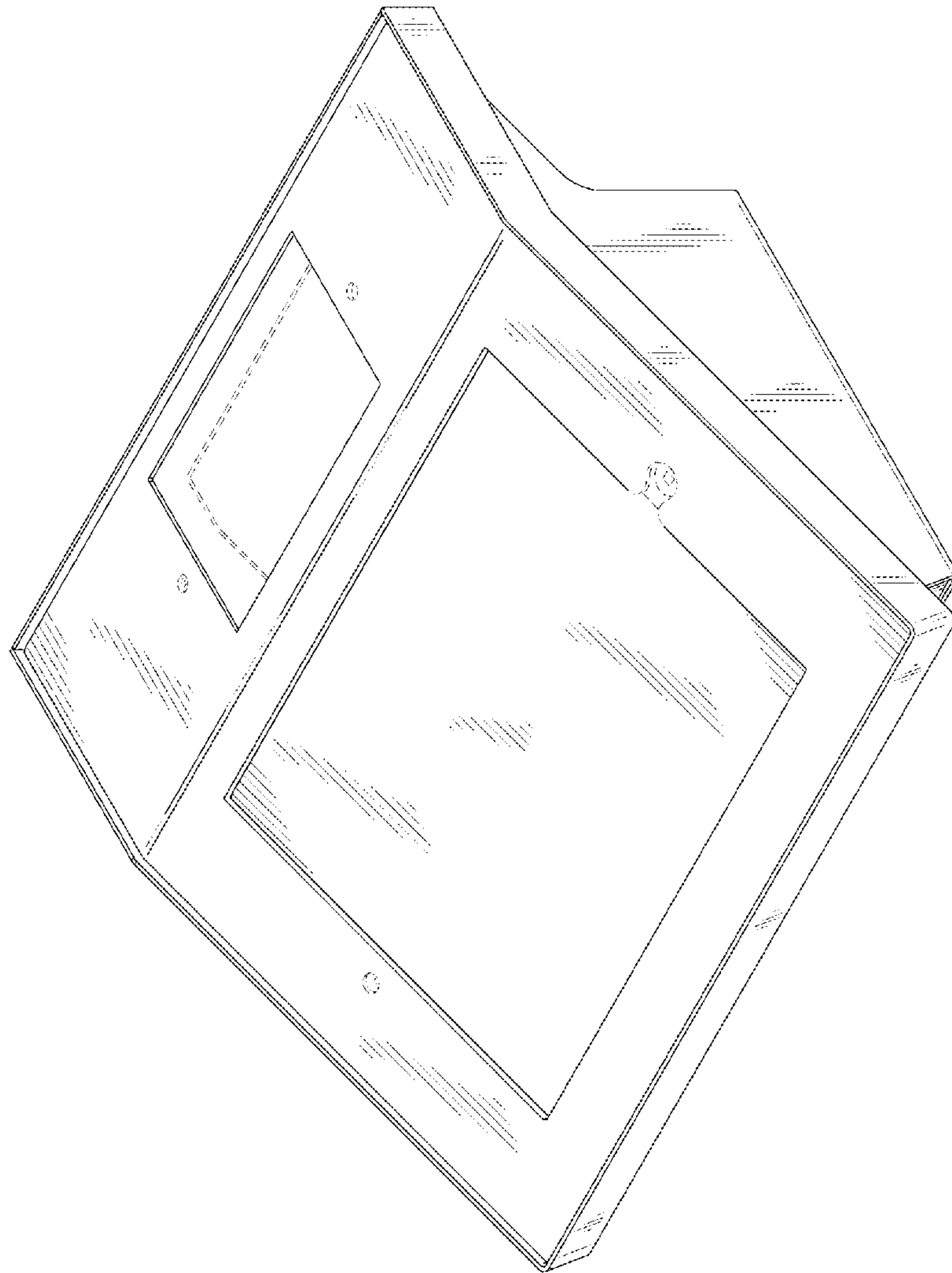


FIG. 1

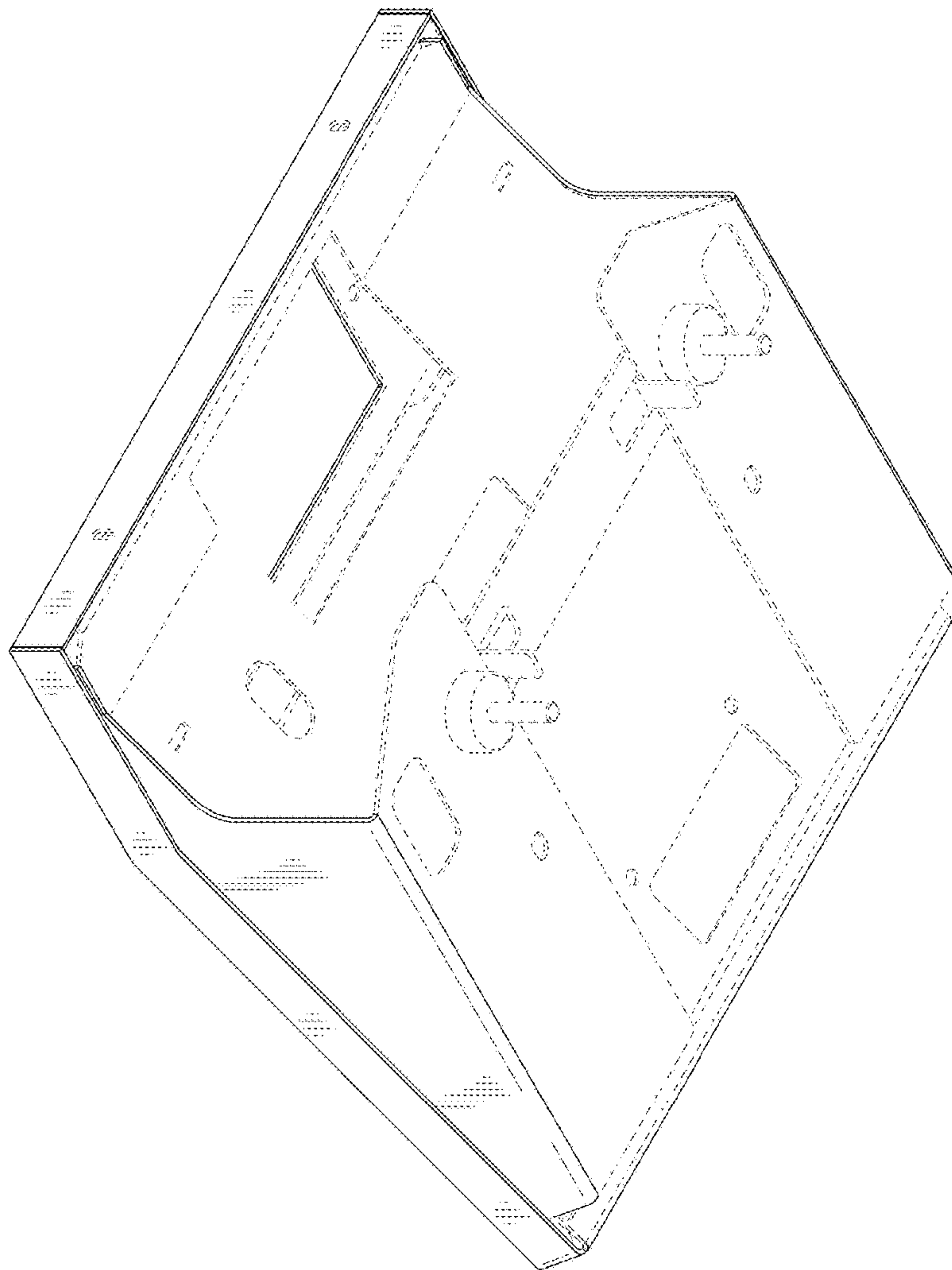


FIG. 2




FIG. 3

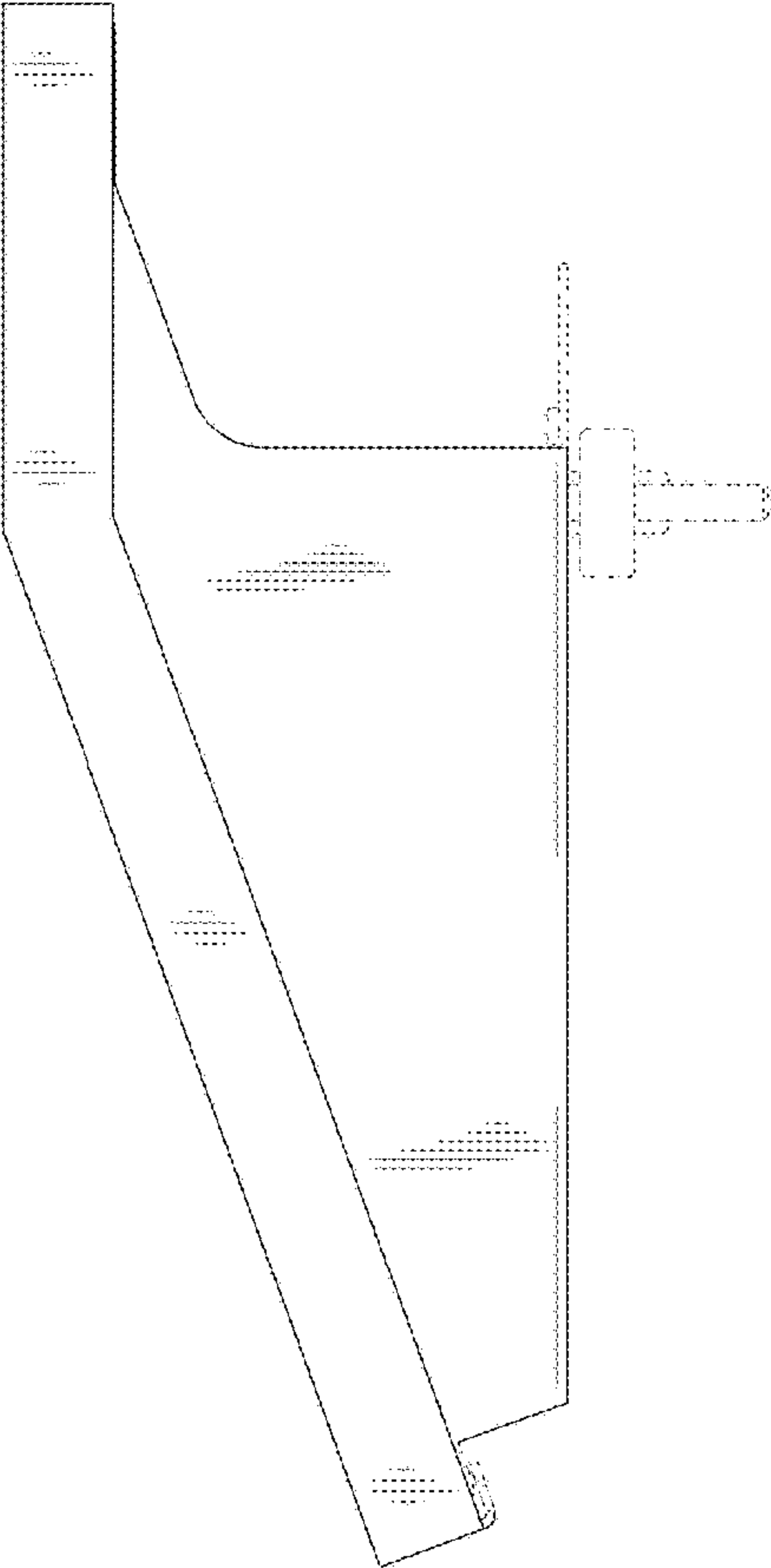


FIG. 4

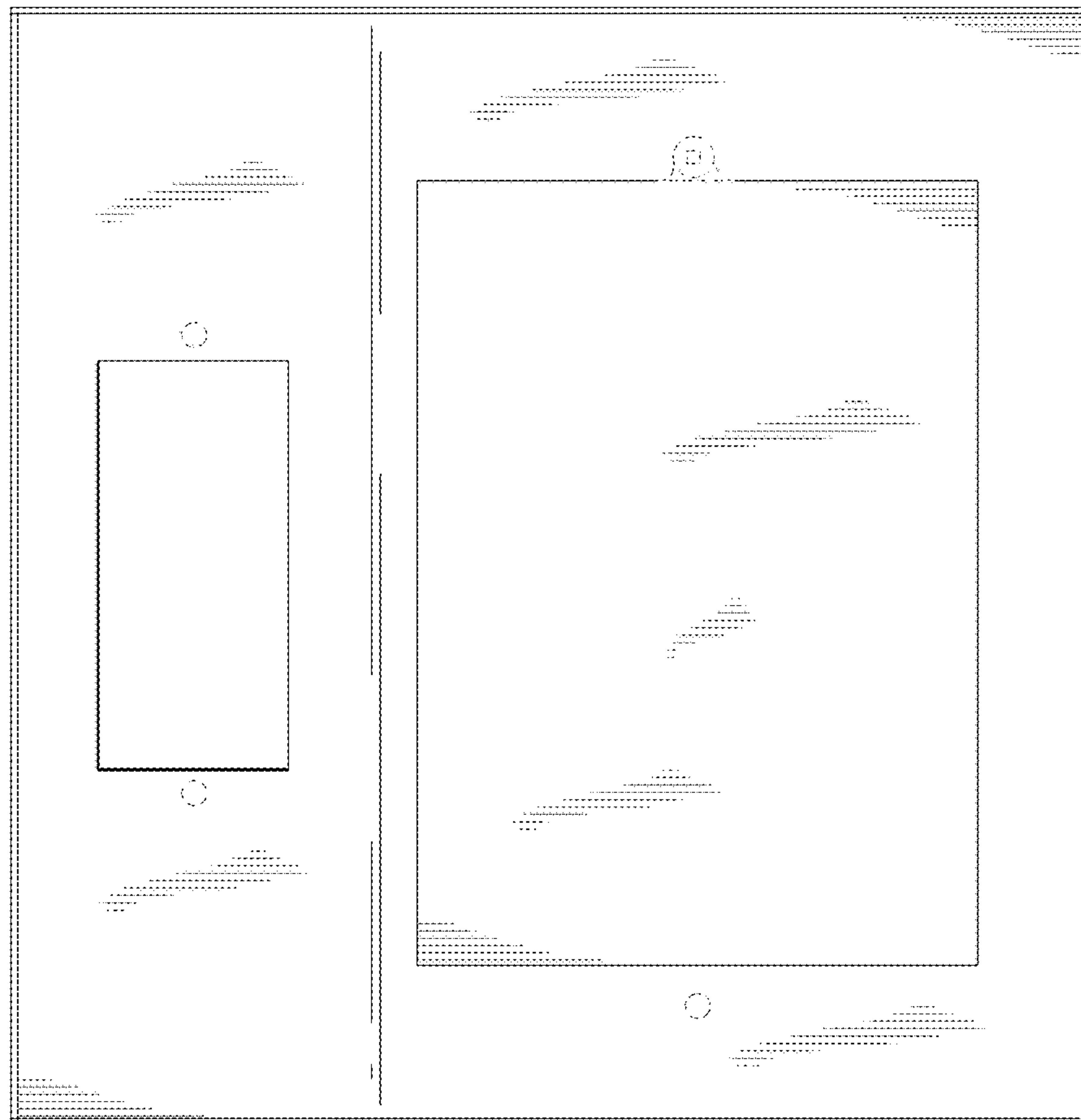


FIG. 5