

US00D834001S

(12) **United States Design Patent** (10) **Patent No.:** **US D834,001 S**
Jeon et al. (45) **Date of Patent:** **** Nov. 20, 2018**

(54) **PORTABLE SPEAKER**

(71) Applicant: **LG ELECTRONICS INC.**, Seoul (KR)

(72) Inventors: **Byunglok Jeon**, Seoul (KR); **Gangho Woo**, Seoul (KR)

(73) Assignee: **LG ELECTRONICS INC.**, Seoul (KR)

(**) Term: **15 Years**

(21) Appl. No.: **35/502,786**

(22) Filed: **Oct. 10, 2016**

(80) **Hague Agreement Data**

Int. Filing Date: **Oct. 10, 2016**
Int. Reg. No.: **DM/093150**
Int. Reg. Date: **Oct. 10, 2016**
Int. Reg. Pub. Date: **Apr. 14, 2017**

(30) **Foreign Application Priority Data**

Apr. 18, 2016 (KR) 30-2016-0018346

(51) **LOC (11) Cl.** **14-01**

(52) **U.S. Cl.**
USPC **D14/216**

(58) **Field of Classification Search**

USPC D14/167, 168, 170–172, 188, 194–196,
D14/204, 207, 209.1, 210–216, 219, 221,
D14/222, 224, 239, 496; D10/114.5, 120
CPC H04R 1/028; H04R 1/10; H04R 1/2803;
H04R 1/2826; H04R 1/342; H04R 3/00;
H05K 1/0278

See application file for complete search history.

(56) **References Cited**

U.S. PATENT DOCUMENTS

4,580,654 A * 4/1986 Hale H04R 1/02
181/146
D340,930 S * 11/1993 Christie D14/214

D421,262 S * 2/2000 Warren D14/214
D480,069 S * 9/2003 Carbone D14/216
D491,920 S * 6/2004 Tsuge D14/211
D496,025 S * 9/2004 Allen D14/211
D496,349 S * 9/2004 Allen D14/211
D496,350 S * 9/2004 Allen D14/211
D513,746 S * 1/2006 Allen D14/216
D579,002 S * 10/2008 Nakao D14/214
D588,576 S * 3/2009 Son D14/211
D598,899 S * 8/2009 Tkachuk D14/216
D607,878 S * 1/2010 Murray D14/216
D611,450 S * 3/2010 Miyazaki D14/209.1
D619,119 S * 7/2010 Graber D14/216
D641,340 S * 7/2011 Huh D14/214
D644,206 S * 8/2011 Ponnert D14/216
D679,678 S * 4/2013 Uesugi D14/213
D685,349 S * 7/2013 Ohno D14/221
D687,017 S * 7/2013 Ashcraft D14/216

(Continued)

Primary Examiner — Darlington Ly

(74) *Attorney, Agent, or Firm* — Birch, Stewart, Kolasch & Birch, LLP

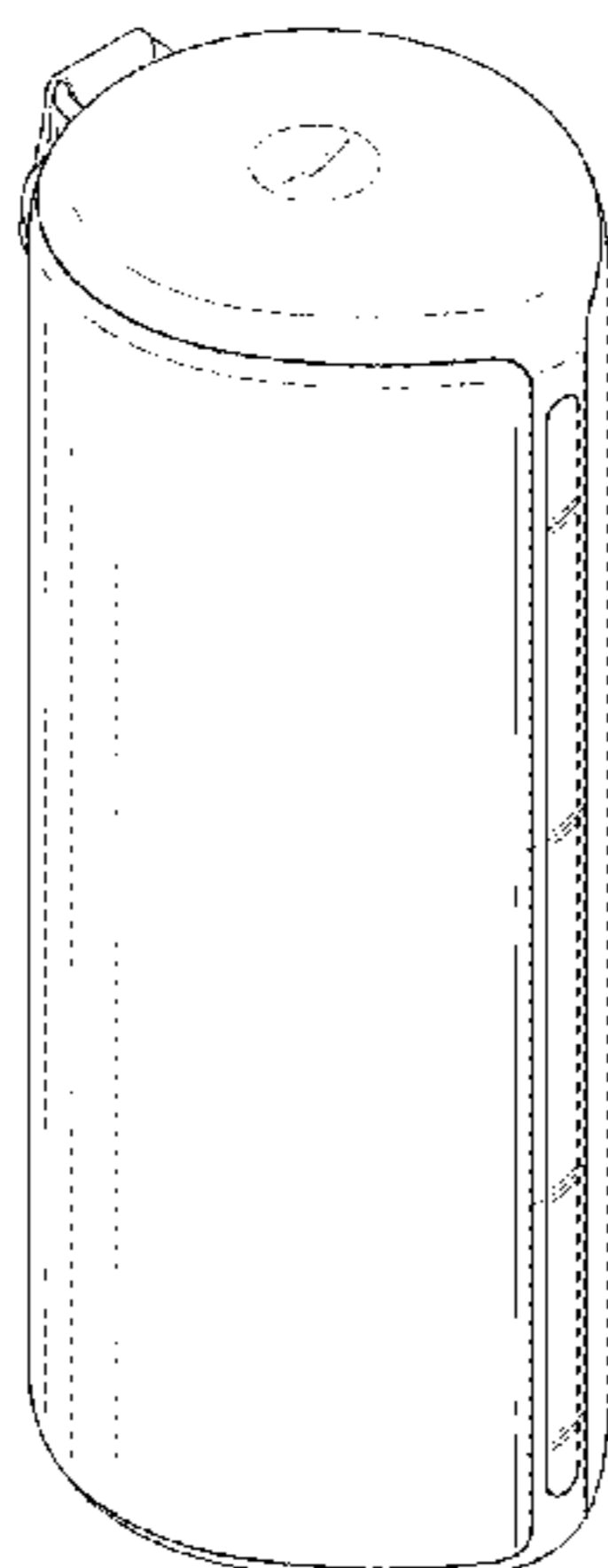
(57) **CLAIM**

The ornamental design for a portable speaker, as shown and described.

DESCRIPTION

1. Portable speaker
1.1 is a top perspective view of a portable speaker showing our new design;
1.2 is a front elevation view thereof;
1.3 is a rear elevation view thereof;
1.4 is a left side elevation view thereof;
1.5 is a right side elevation view thereof;
1.6 is a top plan view thereof; and
1.7 is a bottom plan view thereof.
The broken lines shown in figure 1.7 depict portions of the portable speaker that form no part of the claimed design.

1 Claim, 6 Drawing Sheets



(56)

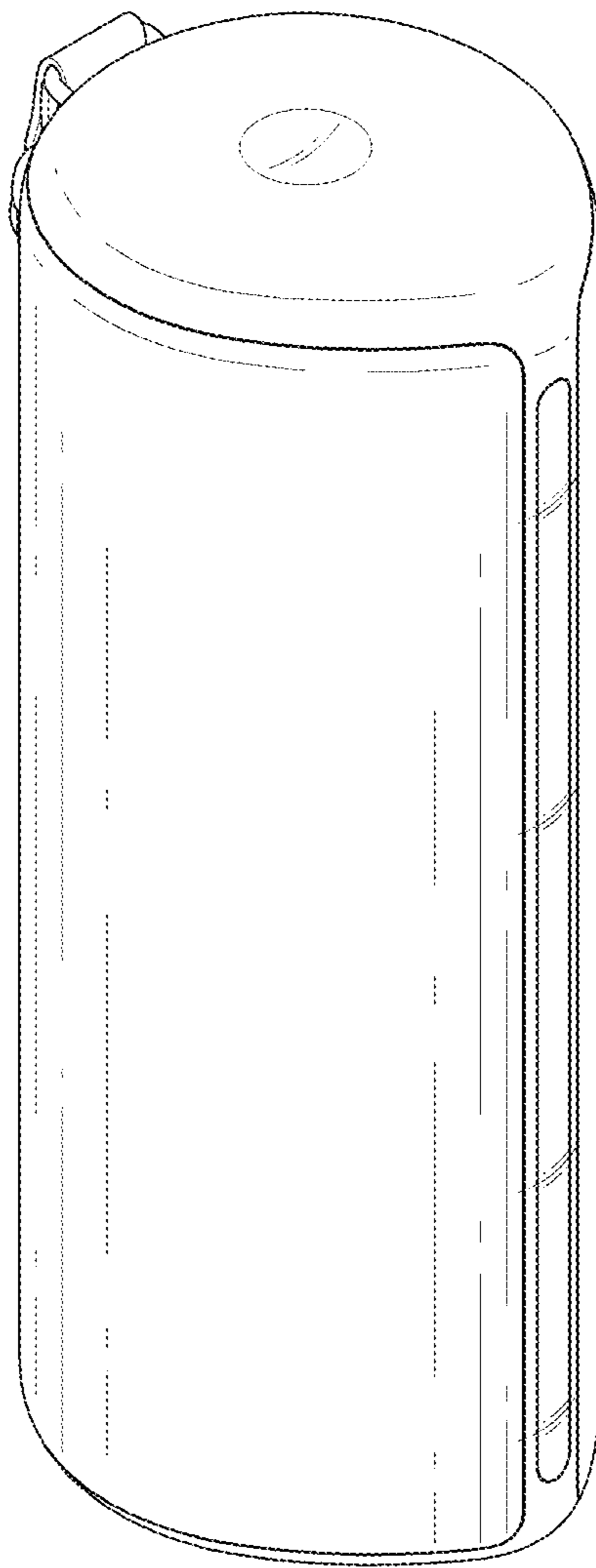
References Cited

U.S. PATENT DOCUMENTS

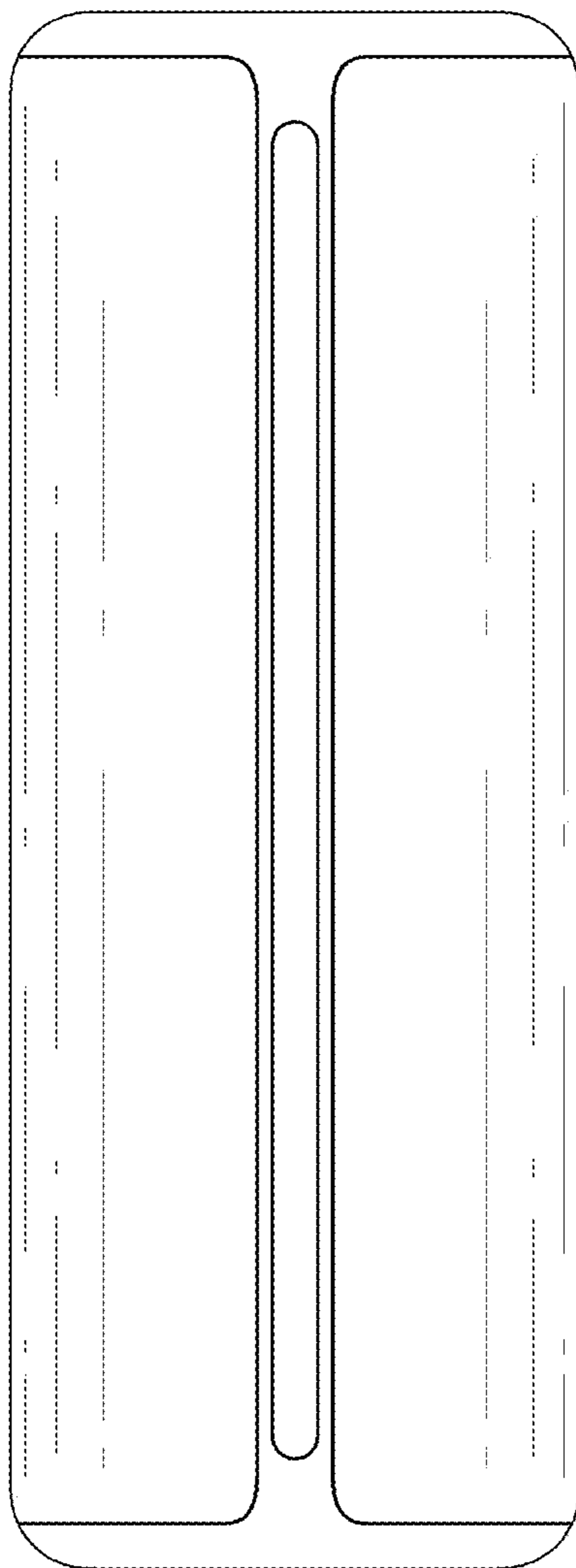
8,540,855	B2 *	9/2013	Hayakawa	C02F 1/505 204/248
D691,117	S *	10/2013	Silvera	D14/213
D692,860	S *	11/2013	Paterson	D14/214
D706,743	S *	6/2014	Lukic	D14/204
D726,155	S *	4/2015	Cheng	D14/216
D734,738	S *	7/2015	Jackson	D14/214
D750,597	S *	3/2016	Fischer	D14/216
D758,025	S *	5/2016	Ma	D30/199
D758,348	S *	6/2016	Lukic	D14/216
D759,632	S *	6/2016	Fischer	D14/204
D760,195	S *	6/2016	Lukic	D14/216
D765,618	S *	9/2016	Alves	D14/216
D767,536	S *	9/2016	Park	D14/216
9,462,361	B2 *	10/2016	Amae	H04R 1/02
D780,153	S *	2/2017	Lukic	D14/204
D786,829	S *	5/2017	Wang	D14/204
D788,070	S *	5/2017	Lukic	D14/204
D807,320	S *	1/2018	Wong	D14/204

* cited by examiner

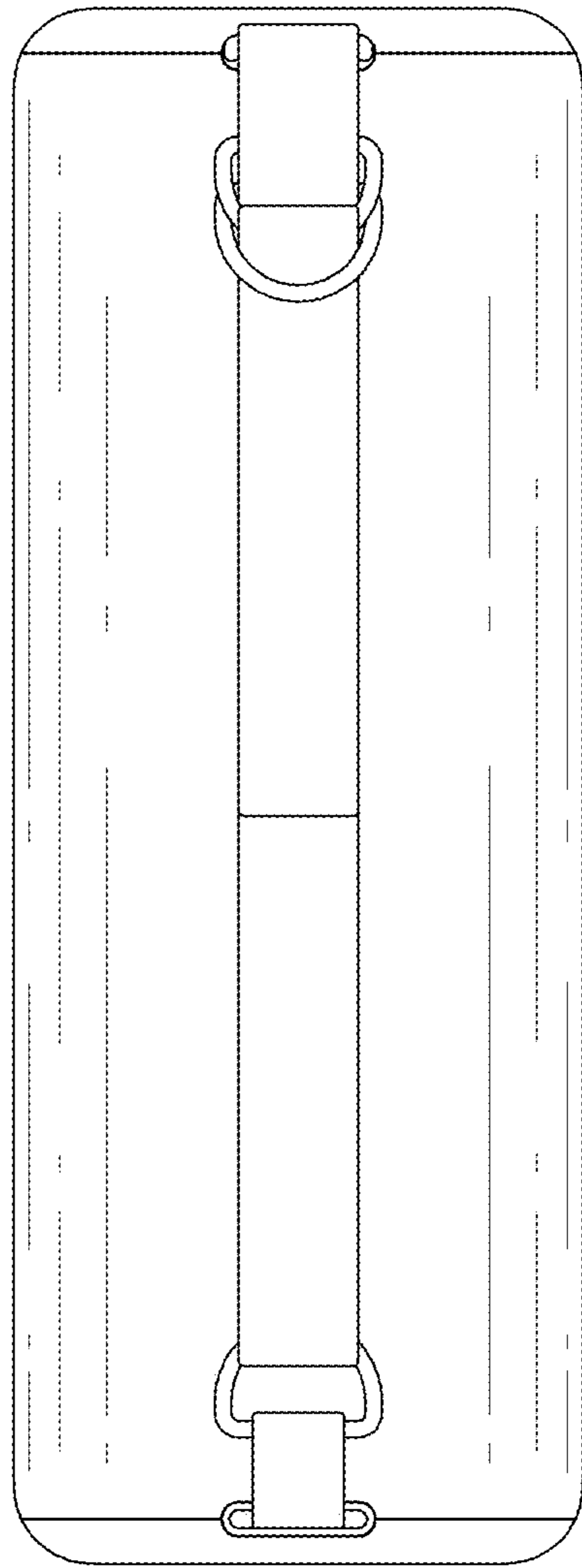
1.1



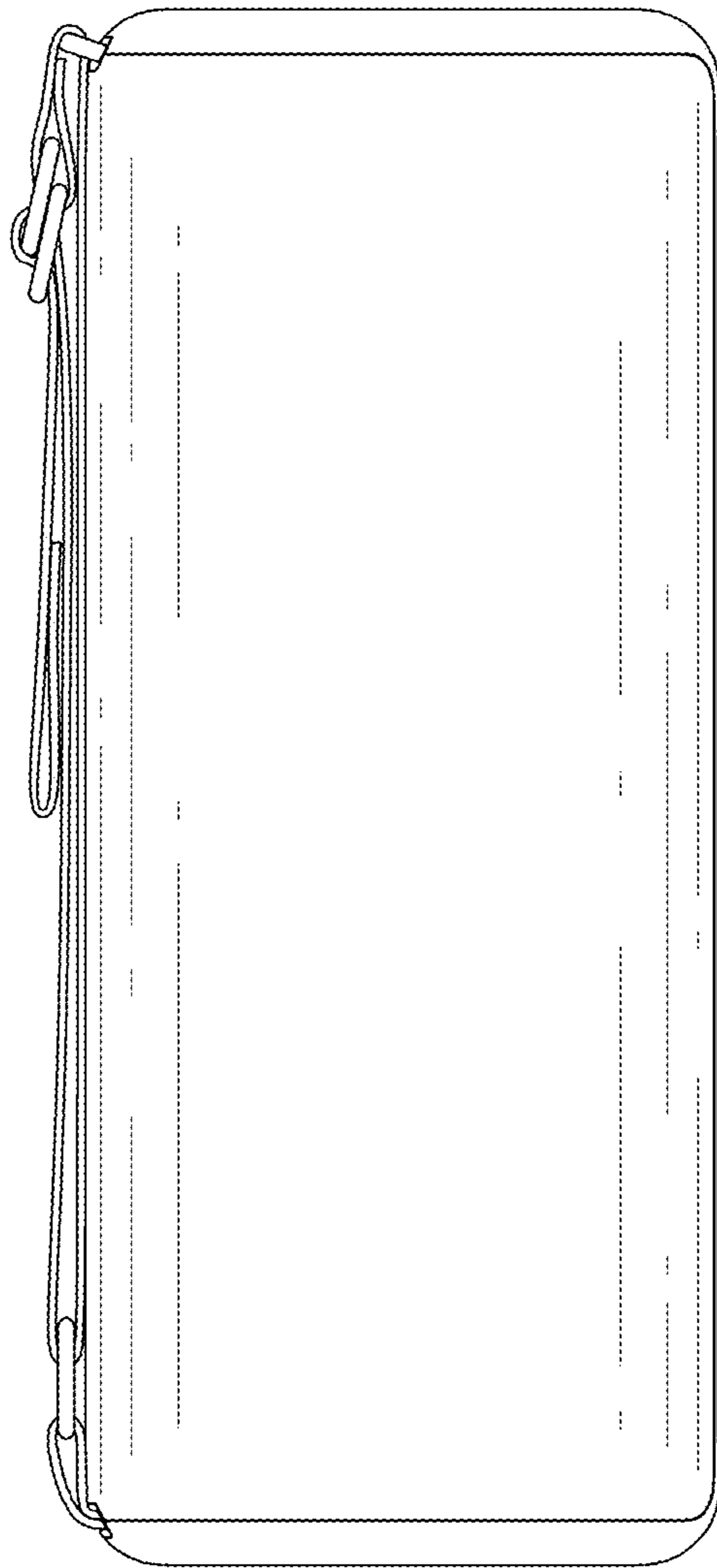
1.2



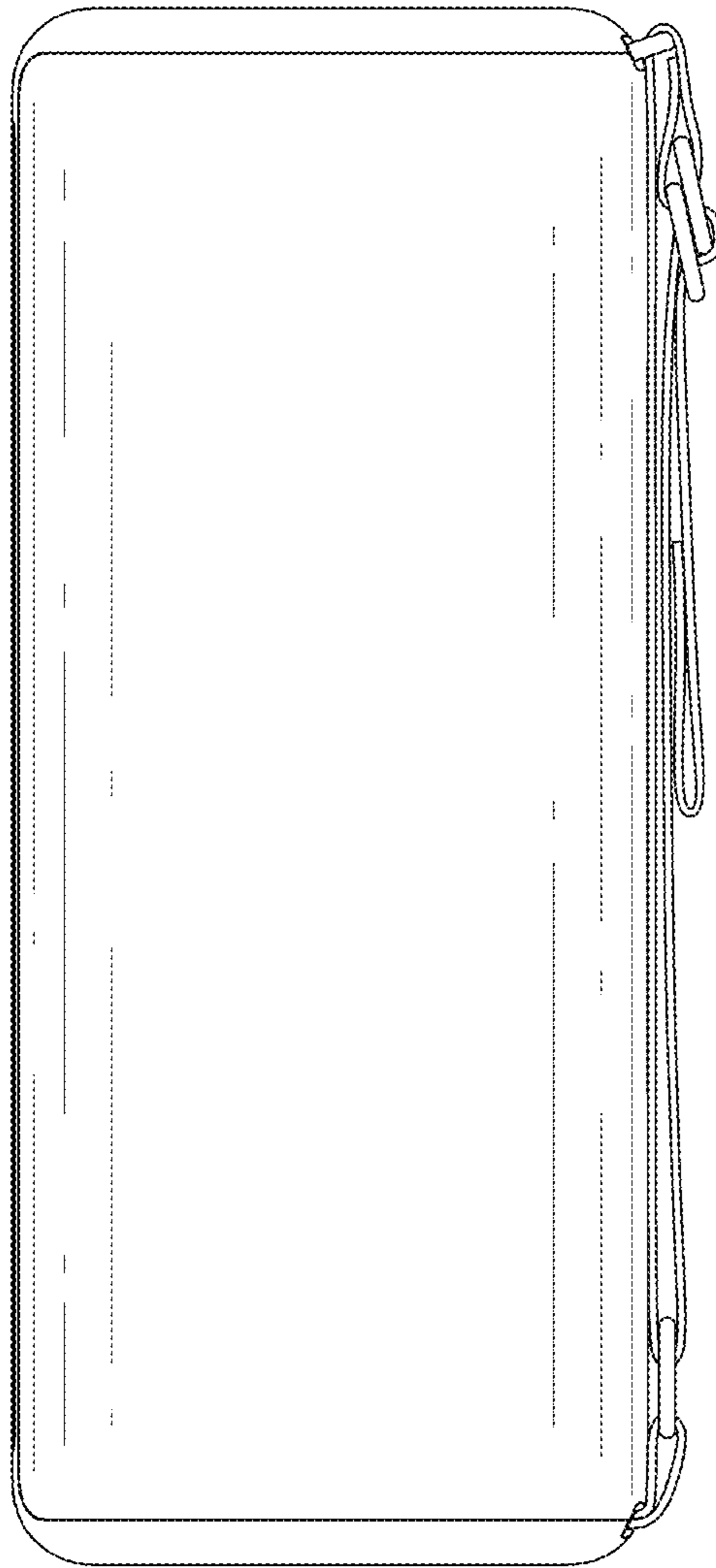
1.3



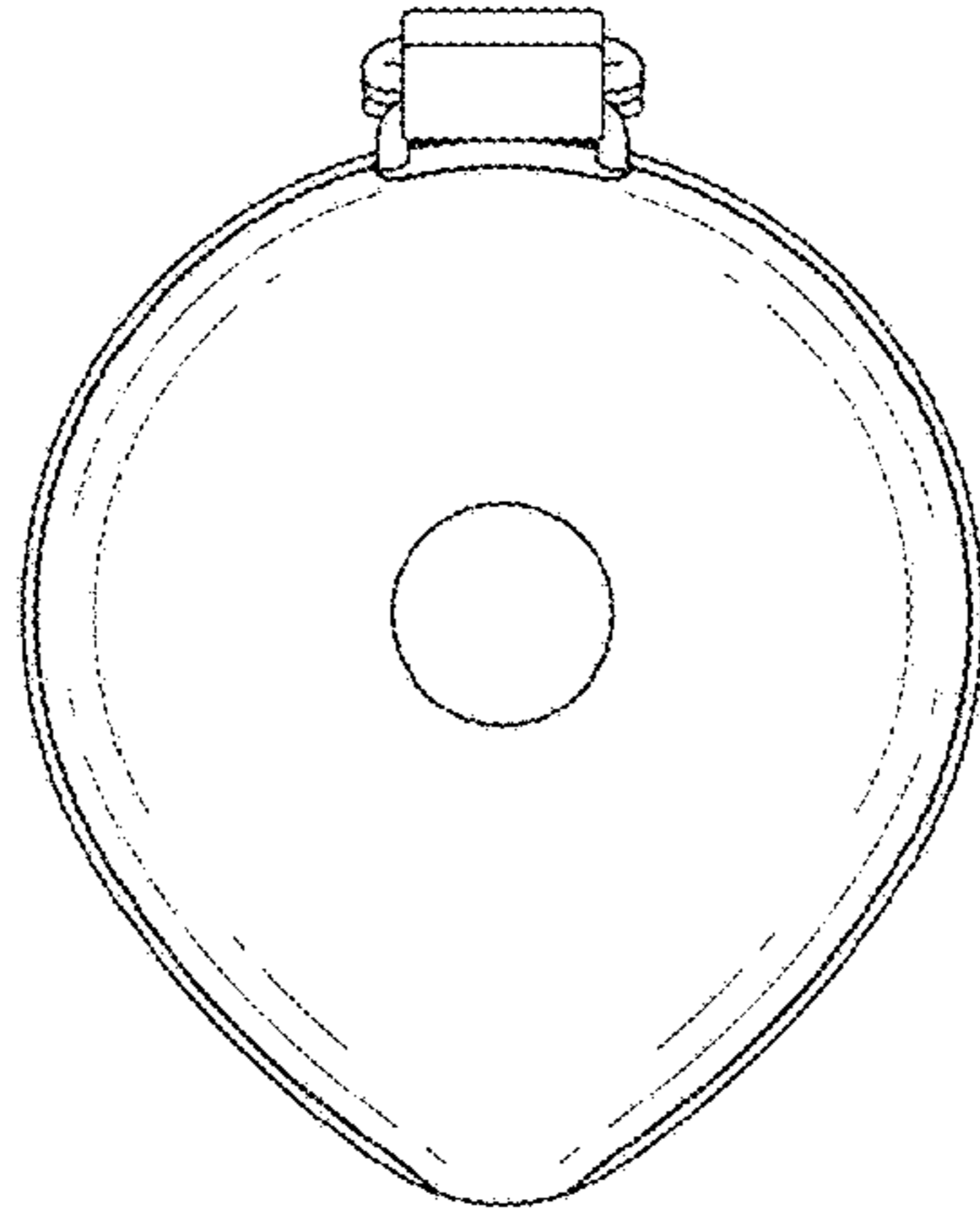
1.4



1.5



1.6



1.7

