



US00D833964S

(12) **United States Design Patent**  
**Belarbi et al.**

(10) **Patent No.:** **US D833,964 S**

(45) **Date of Patent:** **\*\* Nov. 20, 2018**

(54) **TIRE TREAD**

(71) Applicants: **COMPAGNIE GENERALE DES  
ETABLISSEMENTS MICHELIN,**  
Clermont-Ferrand (FR); **Michelin  
Recherche et Technique S.A.,**  
Granges-Paccot (CH)

(72) Inventors: **Houria Belarbi,** Clermont-Ferrand  
(FR); **Walid Djabour,**  
Clermont-Ferrand (FR); **Abhishek  
Agarwal,** Gurgaon (IN)

(73) Assignees: **Compagnie Generale Des  
Etablissements Michelin (FR);  
Michelin Recherche Et Technique  
S.A. (CH)**

(\*\*) Term: **15 Years**

(21) Appl. No.: **29/567,235**

(22) Filed: **Jun. 7, 2016**

(30) **Foreign Application Priority Data**

Dec. 10, 2015 (FR) ..... 2015-5991

(51) **LOC (11) Cl.** ..... **12-15**

(52) **U.S. Cl.**  
USPC ..... **D12/564**

(58) **Field of Classification Search**  
USPC ..... D12/563, 564, 565, 566, 567  
CPC ..... B60C 11/0302; B60C 2011/0313  
See application file for complete search history.

(56) **References Cited**

**U.S. PATENT DOCUMENTS**

D316,239 S 4/1991 Tsuda et al.  
D340,898 S 11/1993 Kuroda

D388,370 S 12/1997 Young et al.  
D390,510 S 2/1998 Stone et al.  
D397,647 S 9/1998 Young  
D397,648 S 9/1998 Allen et al.  
D402,240 S 12/1998 Hubbell, Jr.  
D429,667 S 8/2000 Fierro et al.  
D449,024 S 10/2001 Lovell et al.  
D464,614 S 10/2002 Irimiya  
D484,092 S 12/2003 Okamoto  
D488,123 S 4/2004 Ooyama  
D531,115 S 10/2006 Ikeda  
D591,224 S 4/2009 Ludwig et al.  
D610,076 S 2/2010 Tobino  
D615,922 S 5/2010 Takano  
D616,356 S 5/2010 Ohara

(Continued)

*Primary Examiner* — Robert M. Spear

(74) *Attorney, Agent, or Firm* — Dickinson Wright, PLLC

(57) **CLAIM**

The ornamental design for a tire tread, as shown and described.

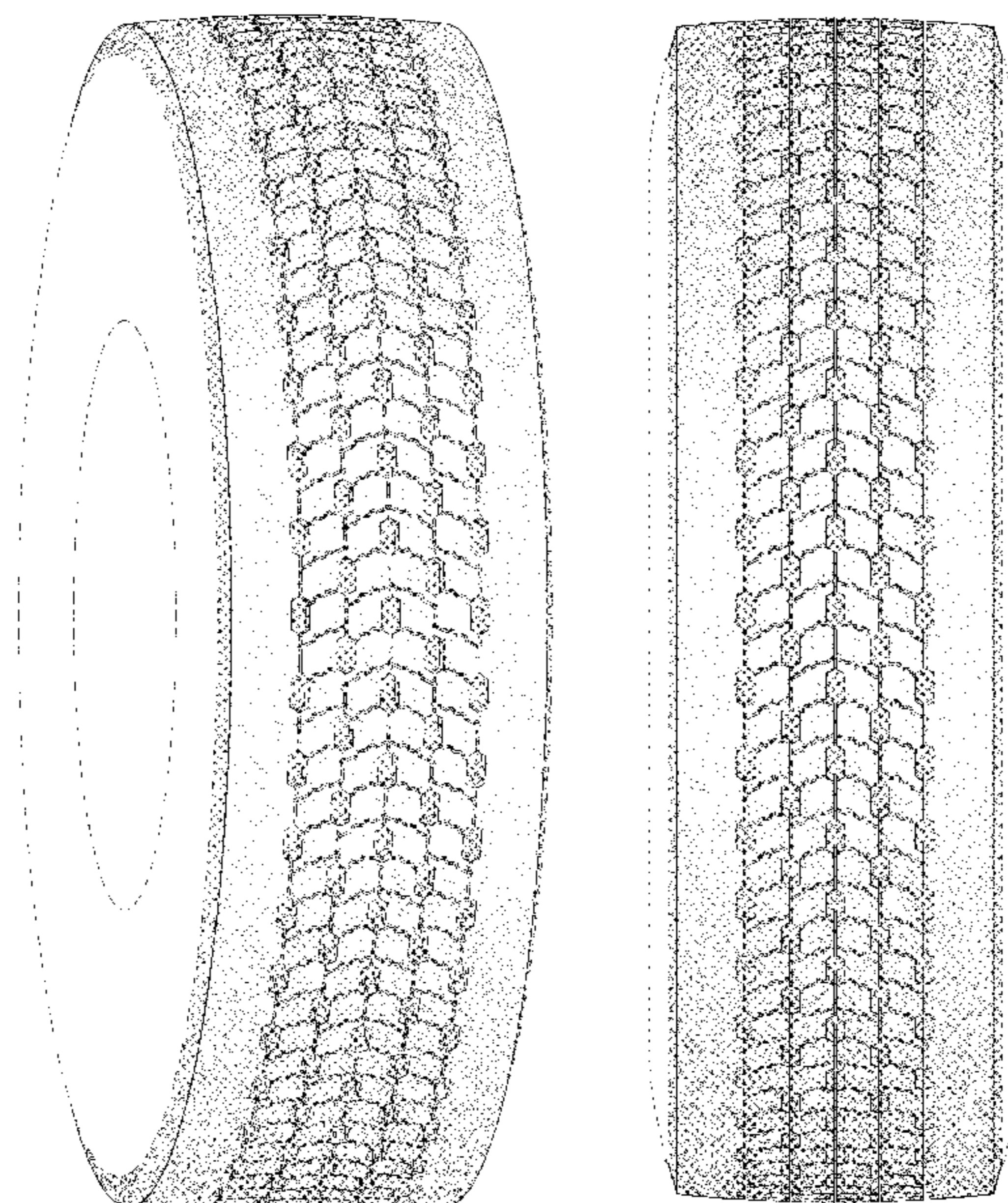
**DESCRIPTION**

FIG. 1 is a perspective view of the tire tread of our design; FIG. 2 is a front elevation view of the tire tread of our design;

FIG. 3 is a side elevation view of the tire tread of our design; FIG. 4 is a side elevation view of the tire tread of our design, taken from the opposite side of that shown in FIG. 3; and, FIG. 5 is an enlarged, partial view of the tire tread of FIG. 1, as indicated by the break lines.

In the drawings, the broken lines defining the sidewall and inner bead depict environmental subject matter that forms no part of the claimed design. The dash-dot-dot-dash line defines the peripheral boundary between the claimed tire tread and the unclaimed sidewall. The tread pattern repeats uniformly throughout the circumference of the tire.

**1 Claim, 5 Drawing Sheets**



(56)

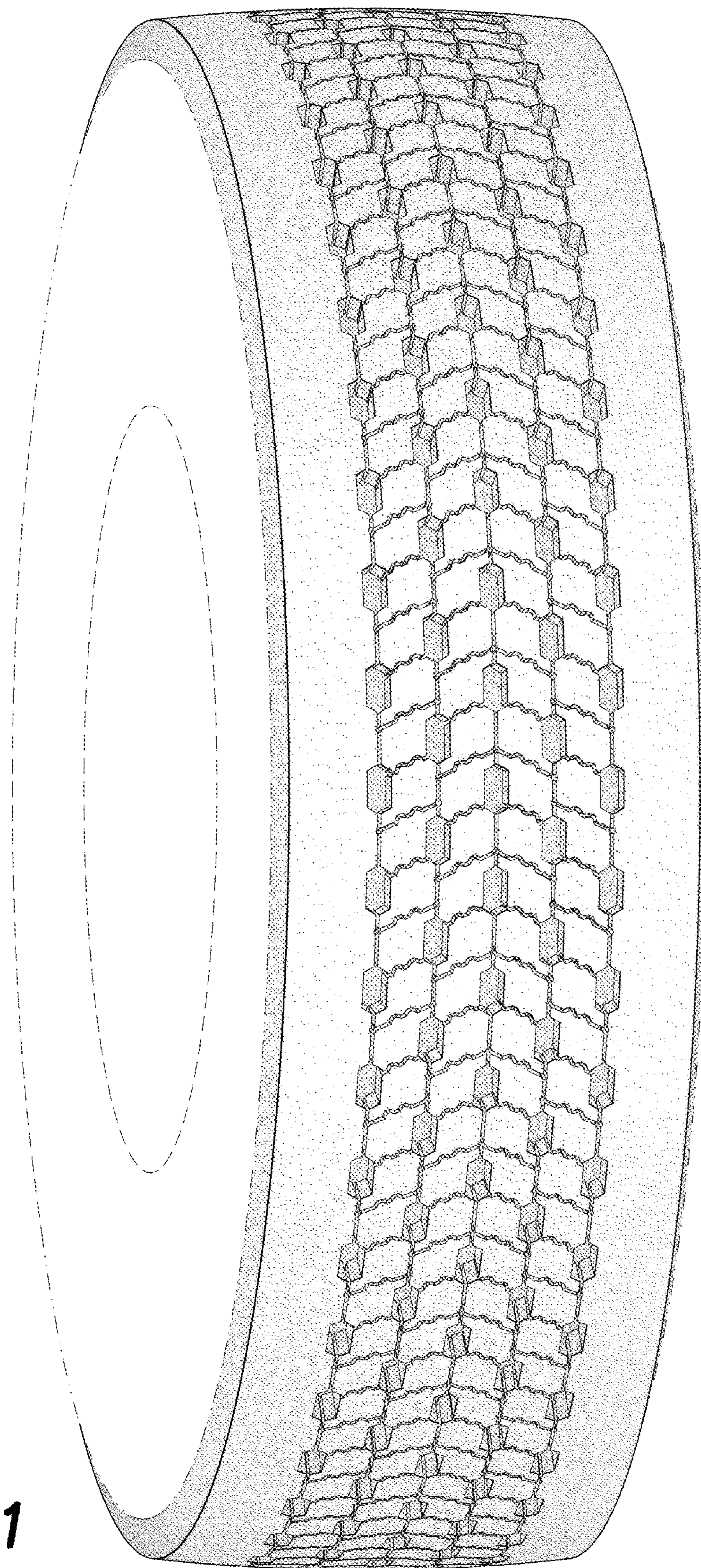
**References Cited**

U.S. PATENT DOCUMENTS

D635,915 S	4/2011	Hamada	
D647,040 S	10/2011	Mathonet et al.	
D668,208 S	10/2012	Brown et al.	
D674,741 S	1/2013	Mathonet et al.	
D686,973 S	7/2013	Otani	
D718,223 S	11/2014	Gommez	
D719,907 S	12/2014	Ohara	
D724,007 S	3/2015	Belarbi et al.	
D730,273 S	5/2015	Schimmoeller	
D758,289 S *	6/2016	Cagneaux .....	D12/564
D783,509 S *	4/2017	Scalas .....	D12/567
D798,228 S *	9/2017	Fernandes .....	D12/564

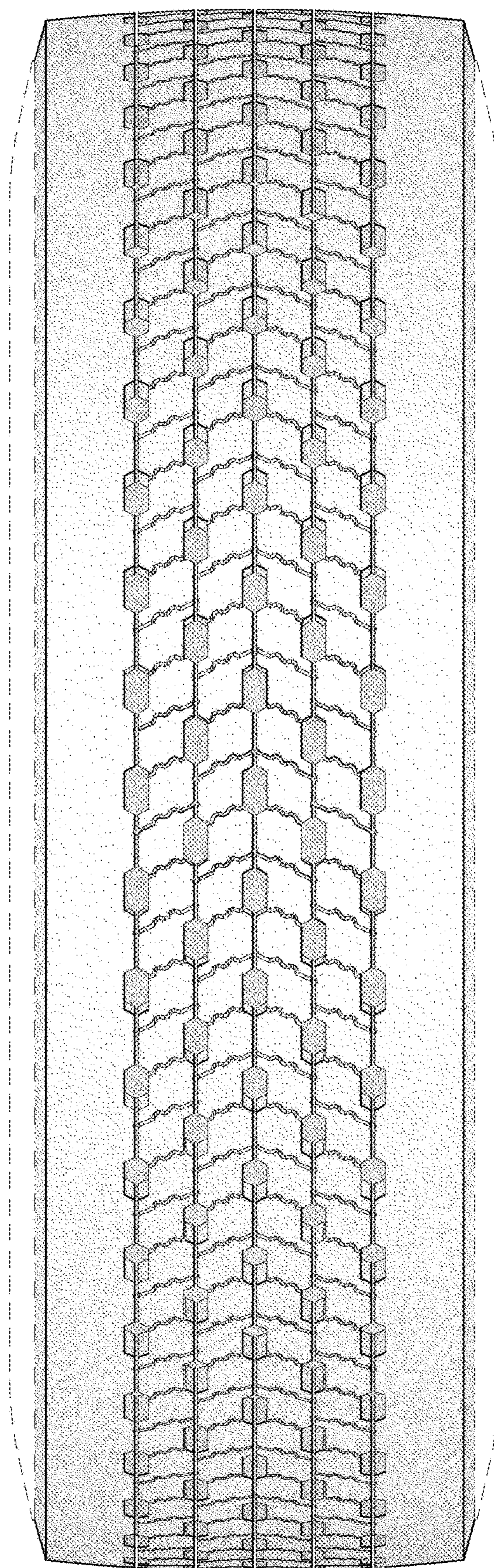
\* cited by examiner





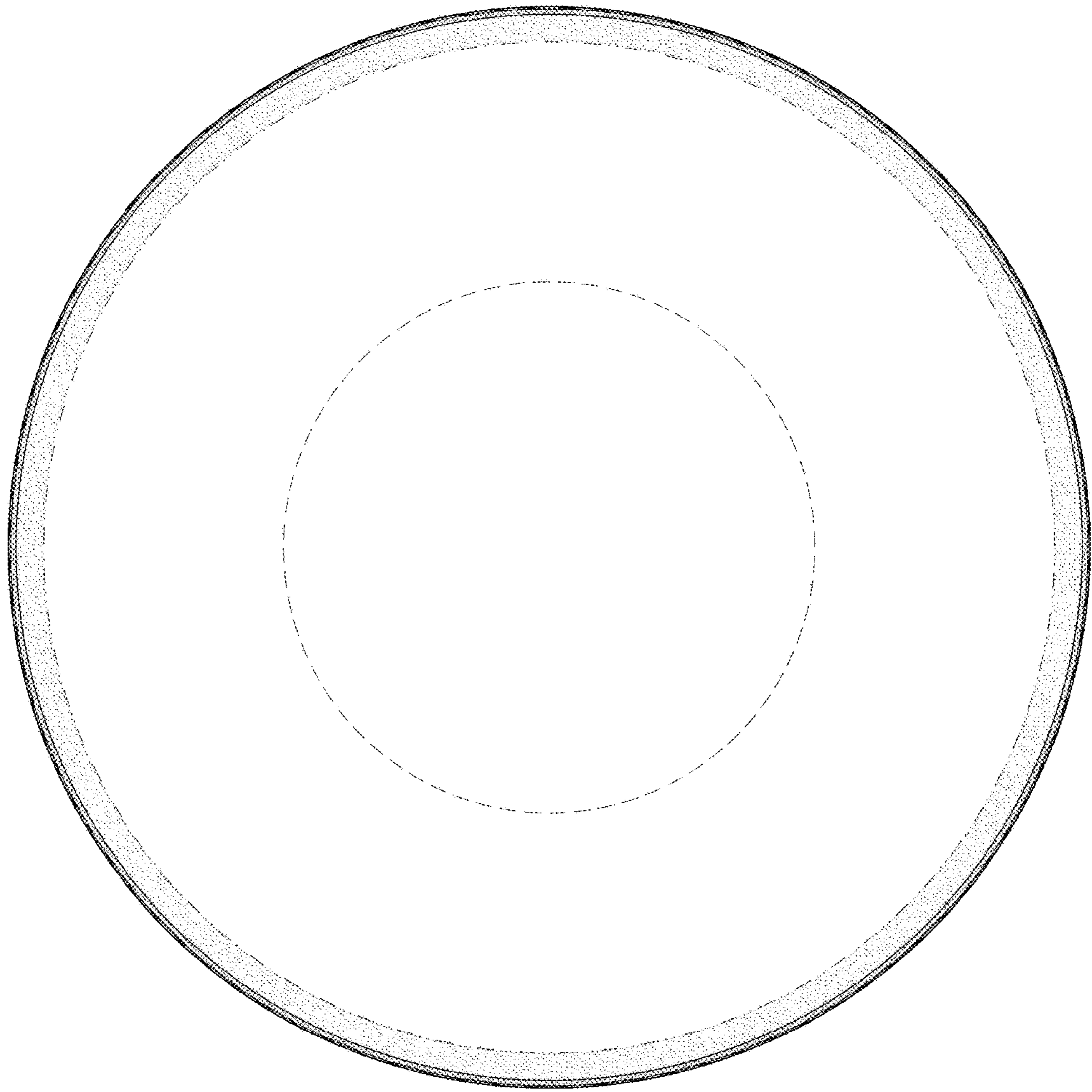
**FIG. 1**



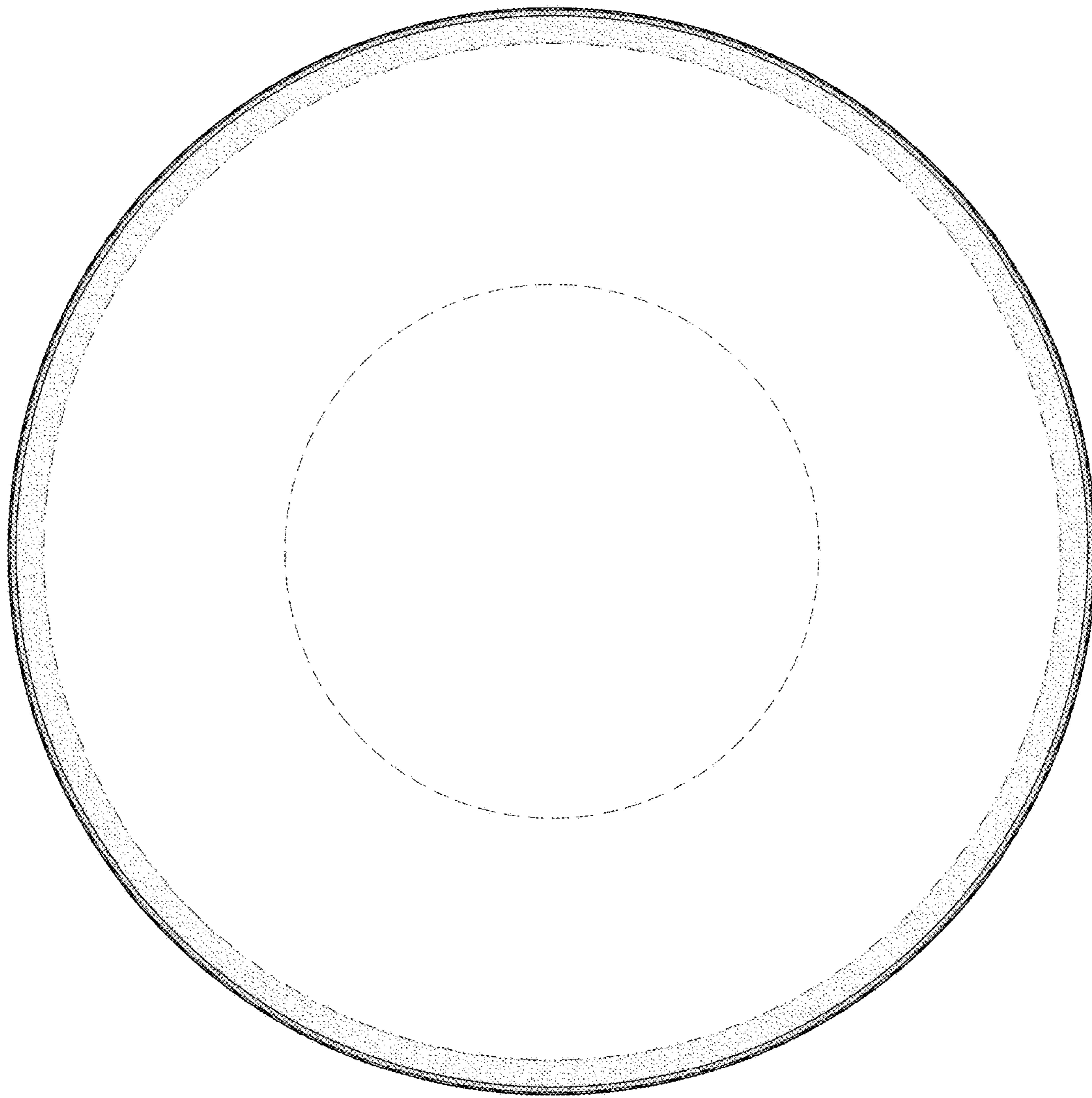


**FIG. 2**



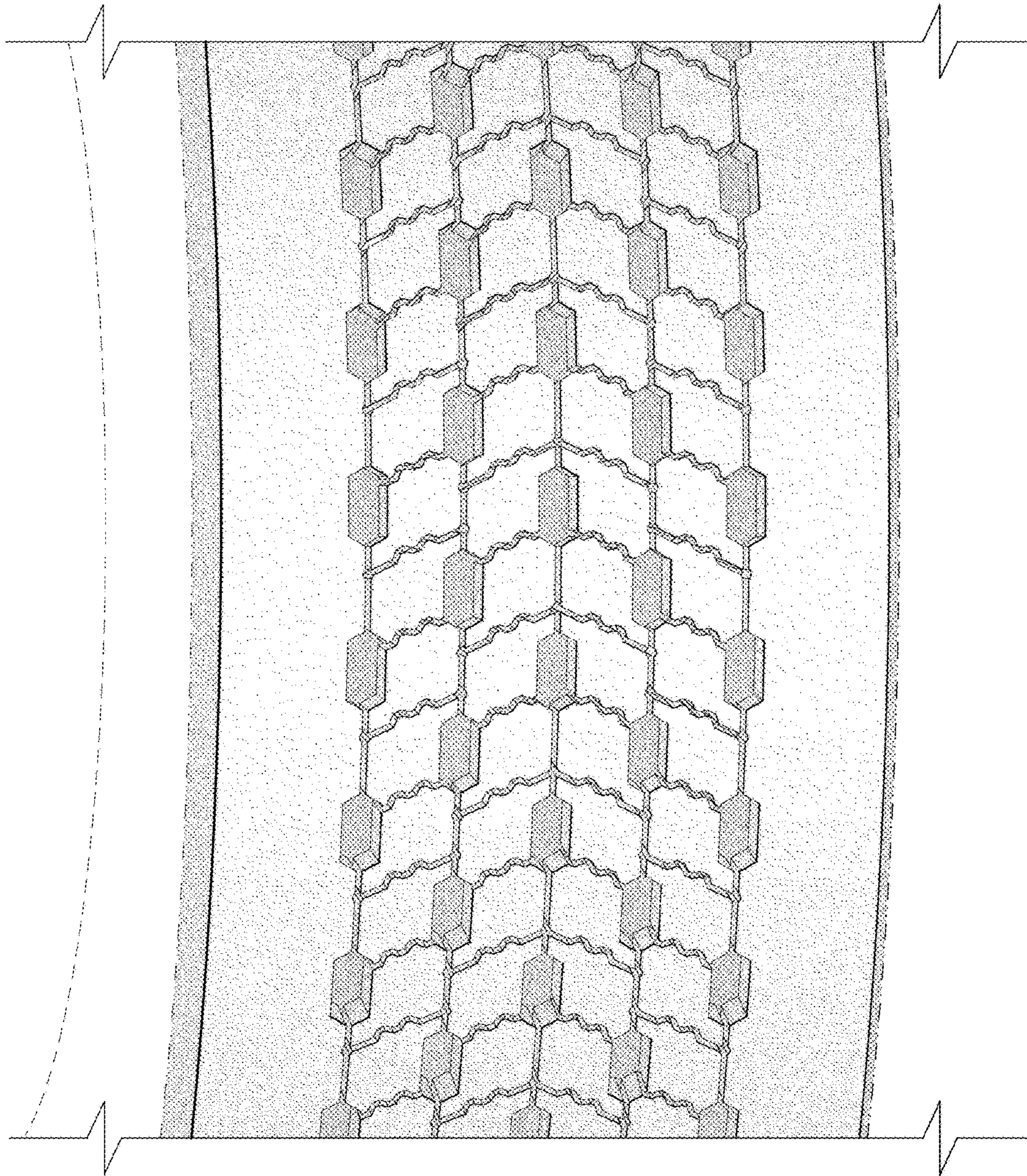


**FIG. 3**



**FIG. 4**





**FIG. 5**