



US00D833947S

(12) **United States Design Patent**
Strunz

(10) **Patent No.:** **US D833,947 S**

(45) **Date of Patent:** **** Nov. 20, 2018**

(54) **VEHICLE WHEEL, TOY VEHICLE WHEEL,
AND/OR REPLICAS THEREOF**

(71) Applicant: **Bayerische Motoren Werke
Aktiengesellschaft, Munich (DE)**

(72) Inventor: **Korbinian Irenaeus Strunz, Munich
(DE)**

(73) Assignee: **Bayerische Motoren Werke
Aktiengesellschaft, Munich (DE)**

(**) Term: **15 Years**

(21) Appl. No.: **29/624,211**

(22) Filed: **Oct. 31, 2017**

(30) **Foreign Application Priority Data**

May 9, 2017 (DE) 40 2017 100 567

(51) **LOC (11) Cl.** **12-16**

(52) **U.S. Cl.**
USPC **D12/209**

(58) **Field of Classification Search**
USPC D12/204–213
CPC B60B 7/00; B60B 7/02; B60B 7/04; B60B
7/01; B60B 7/06; B60B 3/02; B60B 3/04;
B60B 3/06; B60B 3/10; B60B 1/00;
B60B 1/08; B60B 1/10; B60B 1/12
See application file for complete search history.

(56) **References Cited**

U.S. PATENT DOCUMENTS

D291,298 S	*	8/1987	Reid	D12/211
D395,031 S	*	6/1998	Timm	D12/209
D484,085 S	*	12/2003	Tirado	D12/211
D673,100 S		12/2012	Mueller-Stolz		
D697,006 S		1/2014	Schneider		

D722,132 S	*	2/2015	Foohy	D23/209
D733,027 S	*	6/2015	Chung	D12/211
D739,325 S		9/2015	Mueller-Stolz		
D744,932 S	*	12/2015	Kobayashi	D12/211
D747,255 S	*	1/2016	Kobayashi	D12/211
D758,948 S	*	6/2016	Trpinac	D12/211
D767,468 S	*	9/2016	Stone	D12/211
D787,405 S	*	5/2017	Nakamura	D12/209
D789,861 S	*	6/2017	Macey	D12/209
D792,312 S	*	7/2017	Wilson	D12/211
D812,541 S	*	3/2018	Chung	D12/211

FOREIGN PATENT DOCUMENTS

DE	402017100914.5	8/2017
EM	000511639-0002	6/2006
EM	001674441-0009	12/2010
EM	001908807-0010	9/2013
EM	002449397-0007	4/2016

* cited by examiner

Primary Examiner — Stacia A Cadmus

(74) *Attorney, Agent, or Firm* — Crowell & Moring LLP

(57) **CLAIM**

The ornamental design for a vehicle wheel, toy vehicle wheel, and/or replicas thereof, as shown and described.

DESCRIPTION

FIG. 1 is a perspective view of a vehicle wheel, toy vehicle wheel, and/or replicas thereof according to the design; FIG. 2 is an additional perspective view thereof; FIG. 3 is an additional perspective view thereof; FIG. 4 is a front view thereof; FIG. 5 is a rear view thereof in a lighter gray scale, representing environmental features that form no part of the claimed design; and, FIG. 6 is a side view thereof.

1 Claim, 6 Drawing Sheets






Fig. 1



Fig. 2



Fig. 3




Fig. 4




Fig. 5




Fig. 6