



US00D833945S

(12) **United States Design Patent**  
**Henderson**

(10) **Patent No.:** **US D833,945 S**

(45) **Date of Patent:** **\*\* Nov. 20, 2018**

- (54) **VEHICLE FRONT WHEEL FACE**
- (71) Applicant: **MOBILE HI-TECH WHEELS,**  
Rancho Dominguez, CA (US)
- (72) Inventor: **Brian Henderson,** Seal Beach, CA  
(US)
- (73) Assignee: **Mobile Hi-Tech Wheels,** Rancho  
Dominguez, CA (US)
- (\*\*) Term: **15 Years**
- (21) Appl. No.: **29/601,840**
- (22) Filed: **Apr. 26, 2017**
- (51) **LOC (11) Cl.** ..... **12-16**
- (52) **U.S. Cl.**  
USPC ..... **D12/209**
- (58) **Field of Classification Search**  
USPC ..... D12/204–213; D21/533, 561, 563  
CPC .... B60B 7/00; B60B 7/02; B60B 7/04; B60B  
7/06; B60B 3/02; B60B 3/04; B60B 3/06;  
B60B 3/10; B60B 1/00; B60B 1/08;  
B60B 1/10; B60B 1/12  
See application file for complete search history.

(56) **References Cited**

**U.S. PATENT DOCUMENTS**

D395,270 S	*	6/1998	Baumgartner	.....	D12/211
D430,526 S	*	9/2000	Fitzgerald	.....	D12/211
D524,213 S	*	7/2006	Szavits	.....	D12/209
D661,239 S	*	6/2012	Pollmann	.....	D12/209
D682,762 S	*	5/2013	Hale, Jr.	.....	D12/209
D695,182 S	*	12/2013	Chung	.....	D12/209
D736,138 S	*	8/2015	Hale	.....	D12/213
D748,554 S	*	2/2016	Hale, Jr.	.....	D12/209

D753,569 S	*	4/2016	Chung	.....	D12/209
D754,045 S	*	4/2016	Chung	.....	D12/209
D756,281 S	*	5/2016	Chung	.....	D12/209
D756,282 S	*	5/2016	Zhao	.....	D12/209
D772,132 S	*	11/2016	Kong	.....	D12/211
D781,198 S	*	3/2017	Owens	.....	D12/209
D784,238 S	*	4/2017	Chu	.....	D12/211
D784,897 S	*	4/2017	Zhao	.....	D12/211
D789,861 S	*	6/2017	Macey	.....	D12/209
D798,211 S	*	9/2017	Chung	.....	D12/209
D800,044 S	*	10/2017	Ghobrial	.....	D12/209
D800,630 S	*	10/2017	Tran	.....	D12/209
D805,991 S	*	12/2017	Platto	.....	D12/209
D808,324 S	*	1/2018	Ninov	.....	D12/211
D810,646 S	*	2/2018	Heizmann	.....	D12/209
D810,647 S	*	2/2018	Heizmann	.....	D12/209

\* cited by examiner

*Primary Examiner* — Sheryl Lane

*Assistant Examiner* — Calvin E Vansant

(74) *Attorney, Agent, or Firm* — Lewis Roca Rothberger  
Christie LLP; Thomas J. Daly

(57) **CLAIM**

The ornamental design for vehicle front wheel face, as shown and described.

**DESCRIPTION**

FIG. 1 is a perspective view of a vehicle front wheel face according to my new design;  
FIG. 2 is a front elevational view thereof; and,  
FIG. 3 is a side elevational view thereof.  
The broken lines showing the side of the wheel and the bolts and center cap in the central hub area are included for the purpose of illustrating environment and form no part of the claimed design.

**1 Claim, 3 Drawing Sheets**


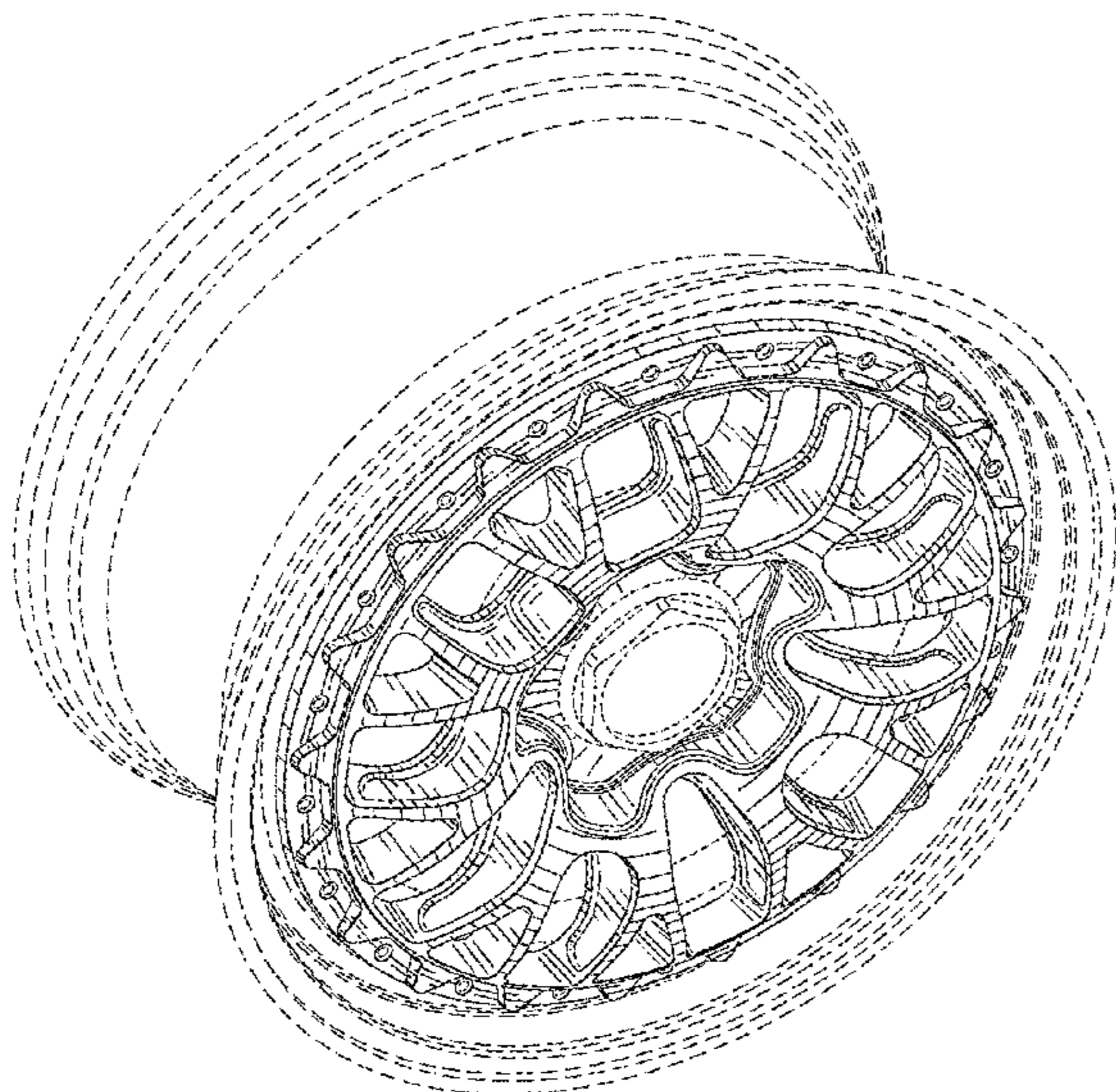


FIG. 1

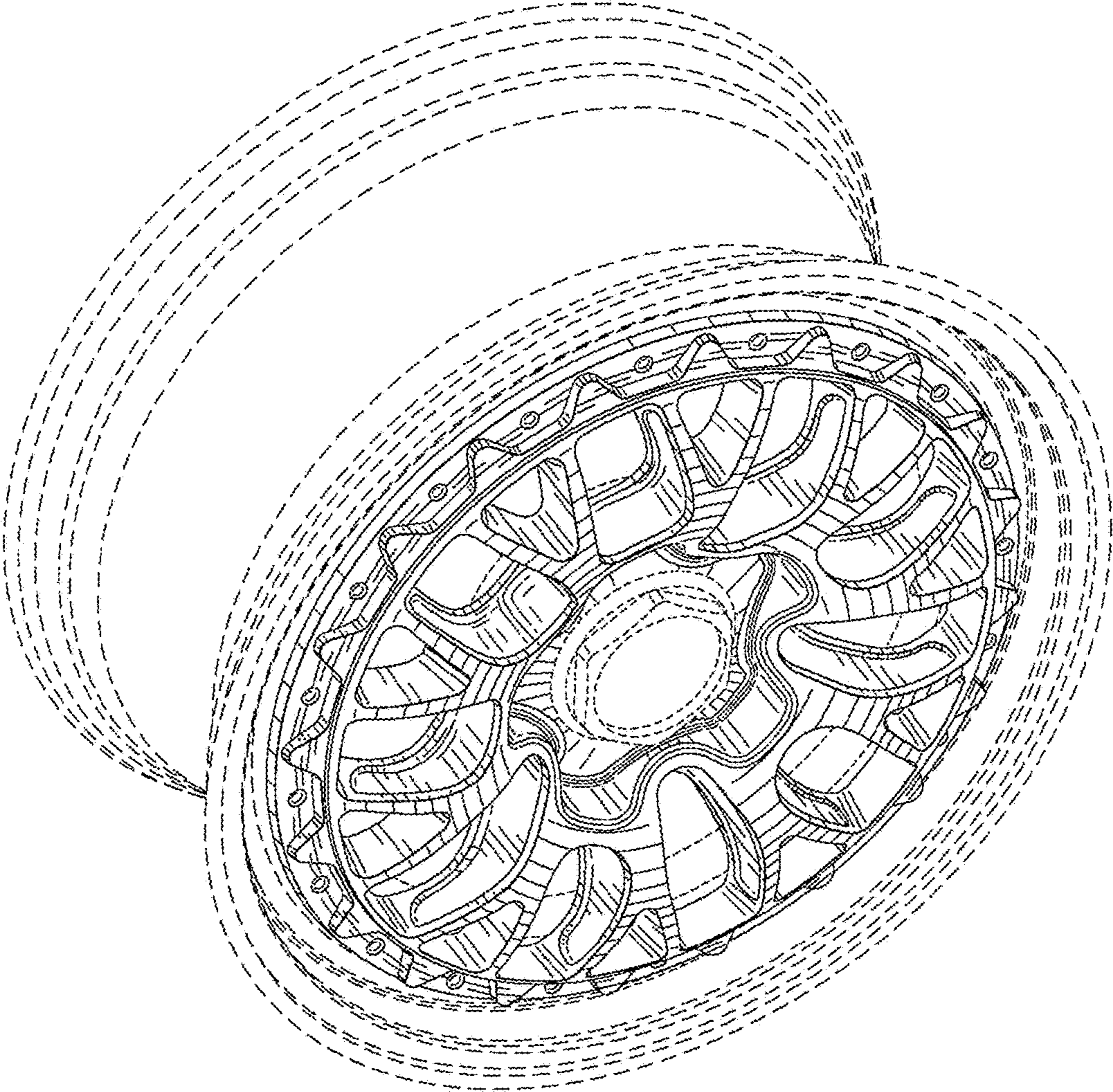


FIG. 2




FIG. 3

