



US00D833933S

(12) **United States Design Patent**
Gibson et al.

(10) **Patent No.:** **US D833,933 S**

(45) **Date of Patent:** **** Nov. 20, 2018**

(54) **DASHBOARD DEVICE**

(71) Applicant: **KLASHWERKS INC.**, Ottawa (CA)

(72) Inventors: **Scott Gibson**, Chelsea, CA (US); **Scott Gales**, Masham (CA); **Mark Boycott**, Ottawa (CA); **Colin Roberts**, Ottawa (CA)

(73) Assignee: **KLASHWERKS INC.**, Ottawa, ON (CA)

(**) Term: **15 Years**

(21) Appl. No.: **29/603,657**

(22) Filed: **May 11, 2017**

(51) **LOC (11) Cl.** **12-16**

(52) **U.S. Cl.**
USPC **D12/192**

(58) **Field of Classification Search**
USPC D12/192, 415, 418, 419, 110, 114, 345;
D15/17, 28; D10/46, 98, 102-103,
D10/122-127

CPC G08G 1/096883; G01C 21/16; G01C
21/3688; G01C 21/30

See application file for complete search history.

(56) **References Cited**

U.S. PATENT DOCUMENTS

D791,664 S * 7/2017 Igarashi D12/192
D793,931 S * 8/2017 Lee D12/192
D800,040 S * 10/2017 Kasano D12/192

D803,743 S * 11/2017 Igarashi D12/192
D804,380 S * 12/2017 Nakai D12/192
D807,266 S * 1/2018 Hasegawa D12/192
D810,643 S * 2/2018 Takamura D12/192
D812,536 S * 3/2018 Matsuda D12/192
2016/0297368 A1* 10/2016 Huebner B60R 7/06

* cited by examiner

Primary Examiner — Katrina A Betton

(74) *Attorney, Agent, or Firm* — HoustonHogle LLP

(57) **CLAIM**

The ornamental design for a dashboard device, as shown and described.

DESCRIPTION

FIG. 1 is a front view of a dashboard device showing the new design.

FIG. 2 is a bottom view thereof without a base attached.

FIG. 3 is a top view thereof.

FIG. 4 is a left side view thereof.

FIG. 5 is a right side view thereof.

FIG. 6 is a back view thereof.

FIG. 7 is a front, top right perspective view thereof; and,

FIG. 8 is a back, top right perspective view thereof.

The design is the visual features of the dashboard device shown in solid lines in the drawings, whether those features are features of one of shape, configuration, ornament or pattern or are a combination of any of these features. The features shown in broken lines in the various Figures are for illustrating environmental structure and form no part of the claimed design.

1 Claim, 2 Drawing Sheets

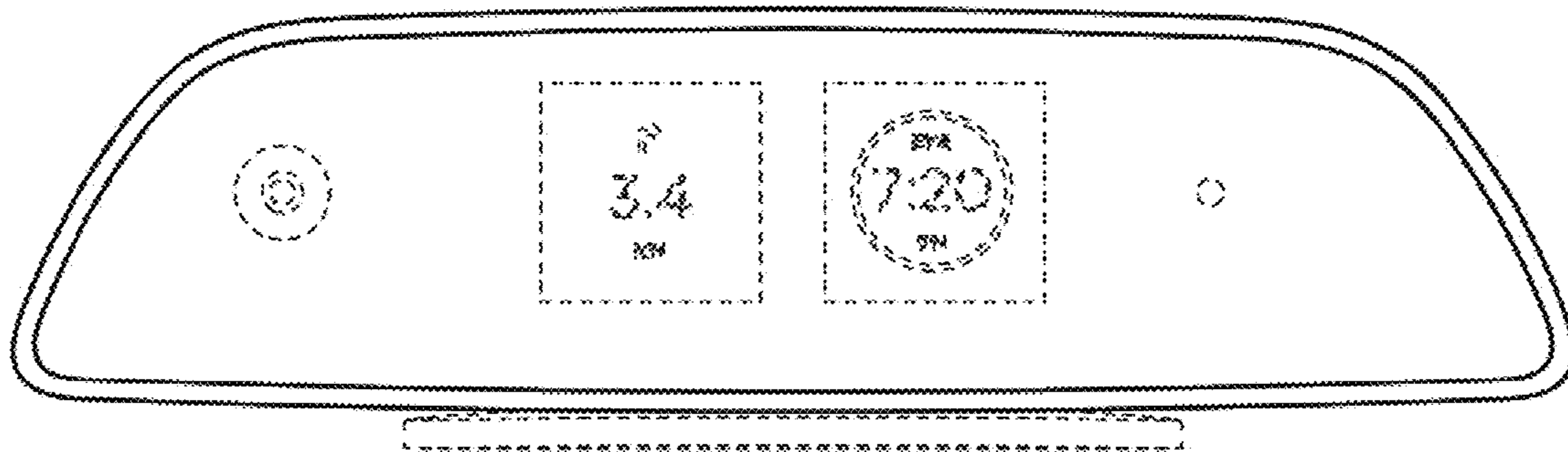




FIG. 3



FIG. 4



FIG. 5

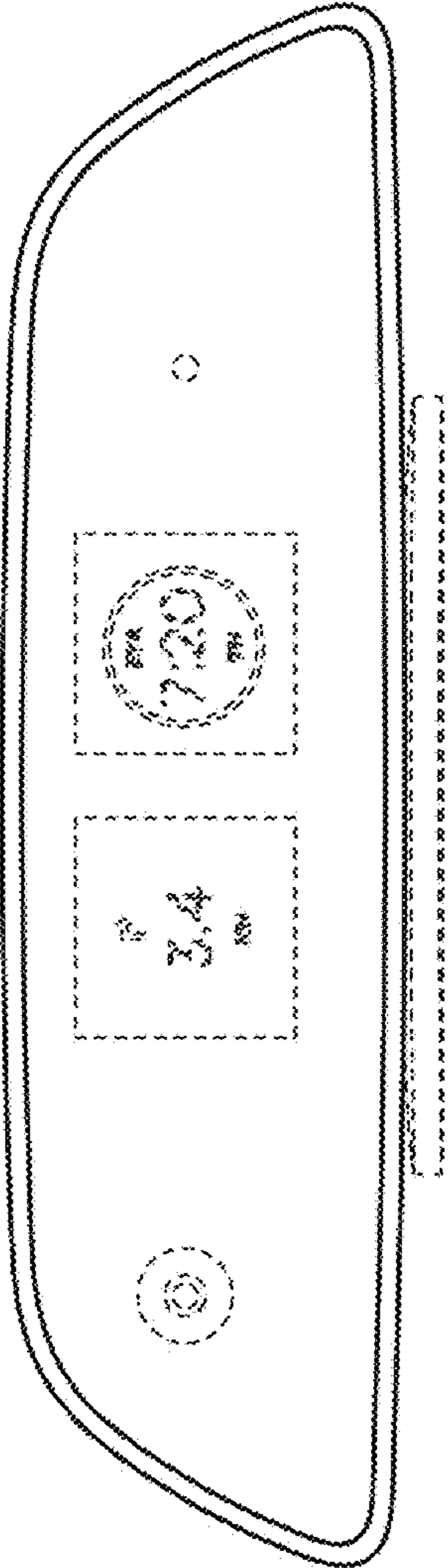


FIG. 1

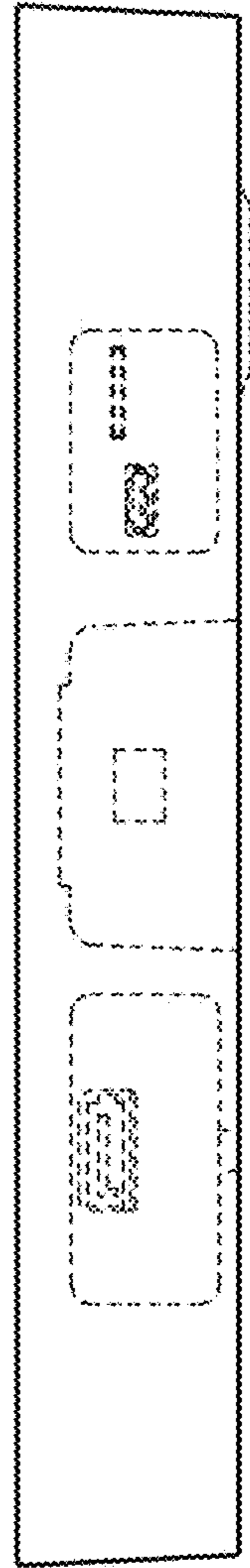


FIG. 2

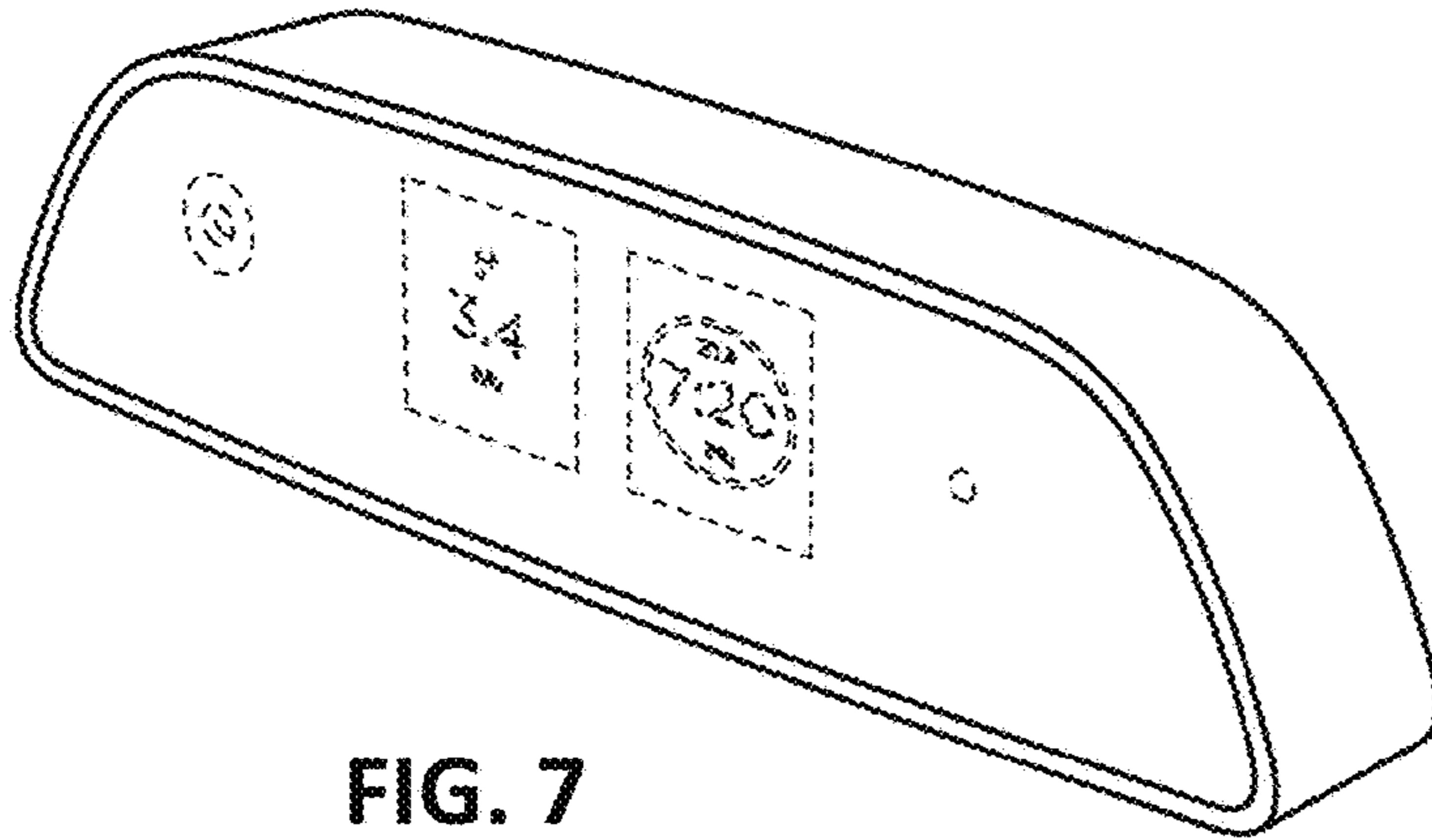


FIG. 7




FIG. 6

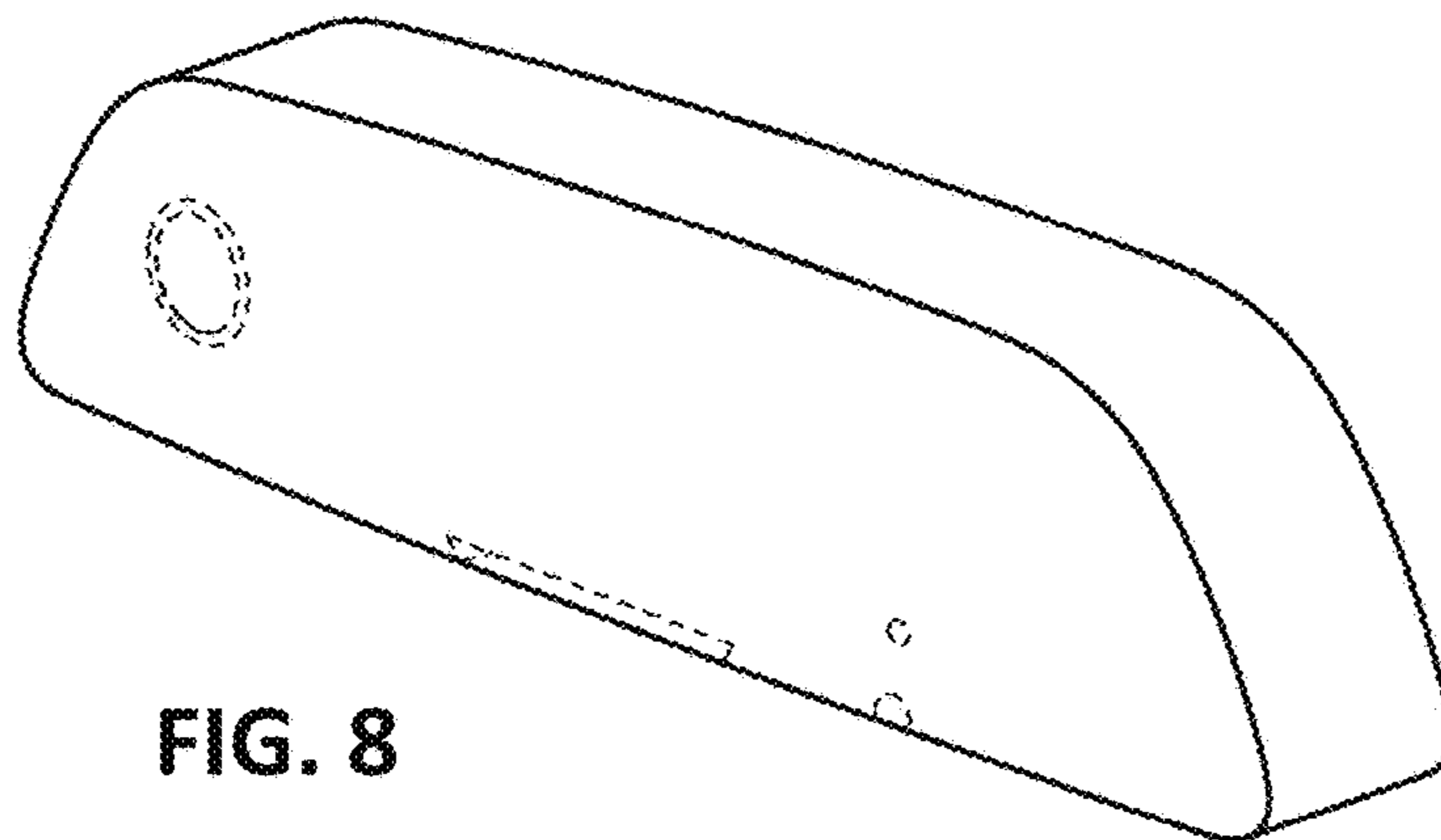


FIG. 8