

US00D833892S

(12) **United States Design Patent** (10) **Patent No.:** **US D833,892 S**
Brynan (45) **Date of Patent:** **** Nov. 20, 2018**

(54) **KITCHEN TIMER**
(71) Applicant: **Kikkerland Design, Inc.**, New York, NY (US)
(72) Inventor: **Kevin Brynan**, New York, NY (US)
(73) Assignee: **Kikkerland Design, Inc.**, New York, NY (US)
(**) Term: **15 Years**

D216,806 S * 3/1970 Hicks D11/160
D216,808 S * 3/1970 Hicks D11/160
4,070,820 A * 1/1978 Lewinter G04F 3/02
368/246
D316,678 S * 5/1991 Koziol D10/40
D320,752 S * 10/1991 Koziol D10/2
D638,980 S * 5/2011 van der Lande D11/160
D740,139 S * 10/2015 Li D10/40
D751,458 S * 3/2016 Collicott D11/160
D753,513 S * 4/2016 Deurloo D10/40
D753,514 S * 4/2016 Deurloo D10/40

(21) Appl. No.: **29/628,216**
(22) Filed: **Dec. 2, 2017**
(51) **LOC (11) Cl.** **10-03**
(52) **U.S. Cl.**
USPC **D10/41**
(58) **Field of Classification Search**
USPC D10/1, 2-3, 5-7, 14-15, 22-28, 40-41,
D10/46.1, 46.2, 49-50, 52, 55, 59,
D10/122-124, 126-128, 132;
D14/170-171, 197, 218, 489-490, 492;
D15/28; D20/20-21, 29; D7/589;
D11/160
CPC G04B 19/00; G04B 19/04; G04B 19/042;
G04B 19/044; G04B 19/06; G04B
19/065; G04B 19/08; G04B 19/085;
G04B 19/26; G04B 19/264; G04B
45/0069; G04B 47/02; G04B 47/04;
G04B 47/048; G04C 3/001; G04C 19/00;
G04C 19/02; G04C 19/06; G04F 1/00;
G04F 3/00; G04F 3/02; A47J 31/407
See application file for complete search history.

OTHER PUBLICATIONS

Composer Busts Mozart | posted at etsy.com n.d. © 2018 Etsy, Inc.
[online][site visited Jul. 27, 2018] Available from internet: <https://
www.etsy.com/listing/561346706/vintage-collectible-composer-
busts> (Year: 2018).*

* cited by examiner

Primary Examiner — Sandra S Snapp
Assistant Examiner — Katherine Glennon
(74) *Attorney, Agent, or Firm* — Charles H Jew

(57) **CLAIM**

The ornamental design for a kitchen timer, as shown and described.

DESCRIPTION

FIG. 1 is a right elevational view of a kitchen timer showing my novel design;
FIG. 2 is a left elevational view thereof;
FIG. 3 is a front side elevational view thereof;
FIG. 4 is a rear side elevational view thereof;
FIG. 5 is a top plan view thereof;
FIG. 6 is a bottom plan view thereof; and,
FIG. 7 is a front perspective view thereof.
The broken lines are included for the purpose of illustrating portions of the kitchen timer that form no part of the claimed design.

1 Claim, 3 Drawing Sheets

(56) **References Cited**
U.S. PATENT DOCUMENTS
D369 S * 4/1851 Ball D11/160
D11,813 S * 6/1880 Kitschelt D10/2
D16,632 S * 4/1886 Dreyfuss D11/160
D51,074 S * 7/1917 Moyssiades D11/160
D83,139 S * 1/1931 Whaley D10/40






FIG. 1




FIG. 2




FIG. 3




FIG. 4

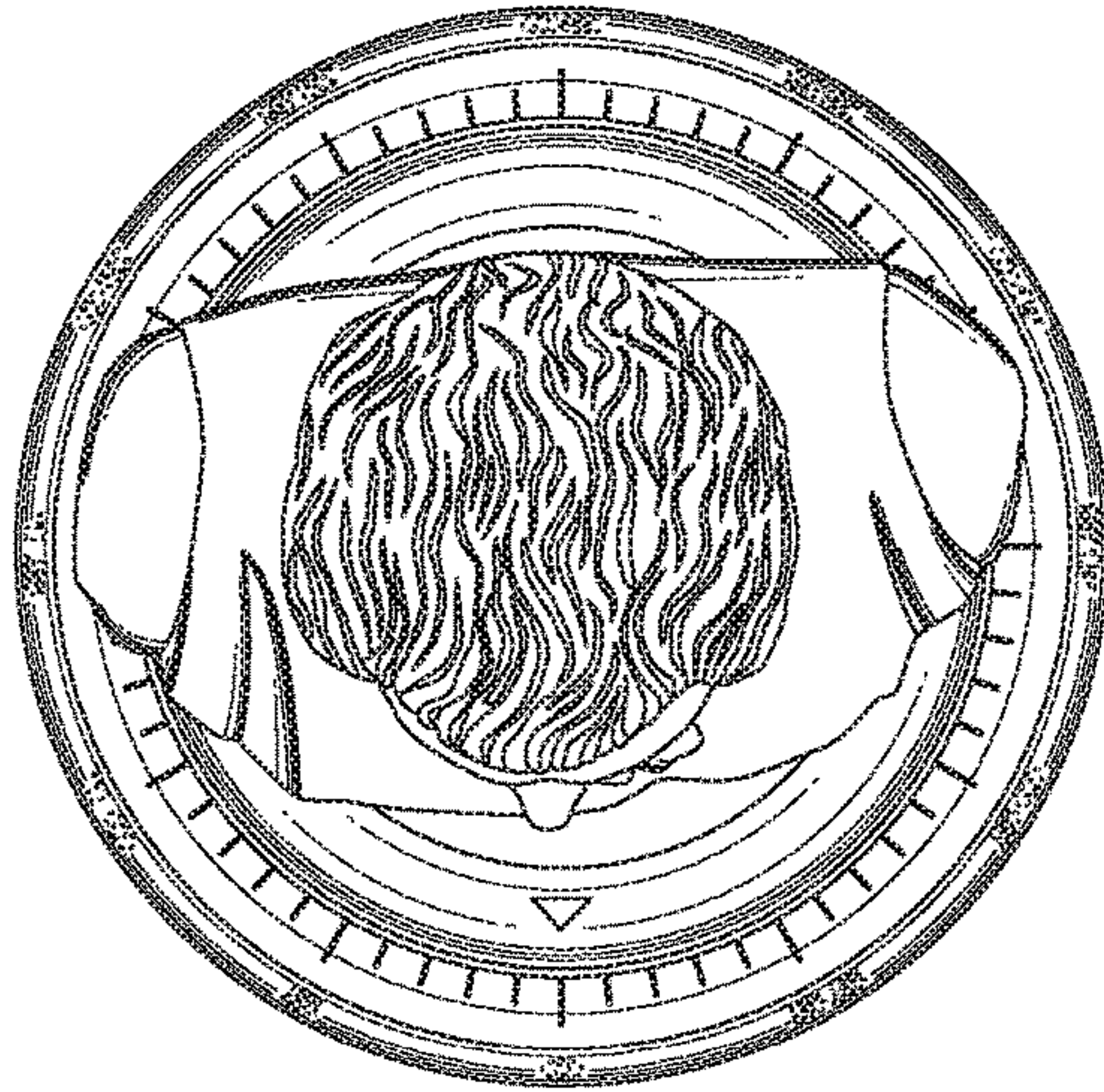


FIG. 5

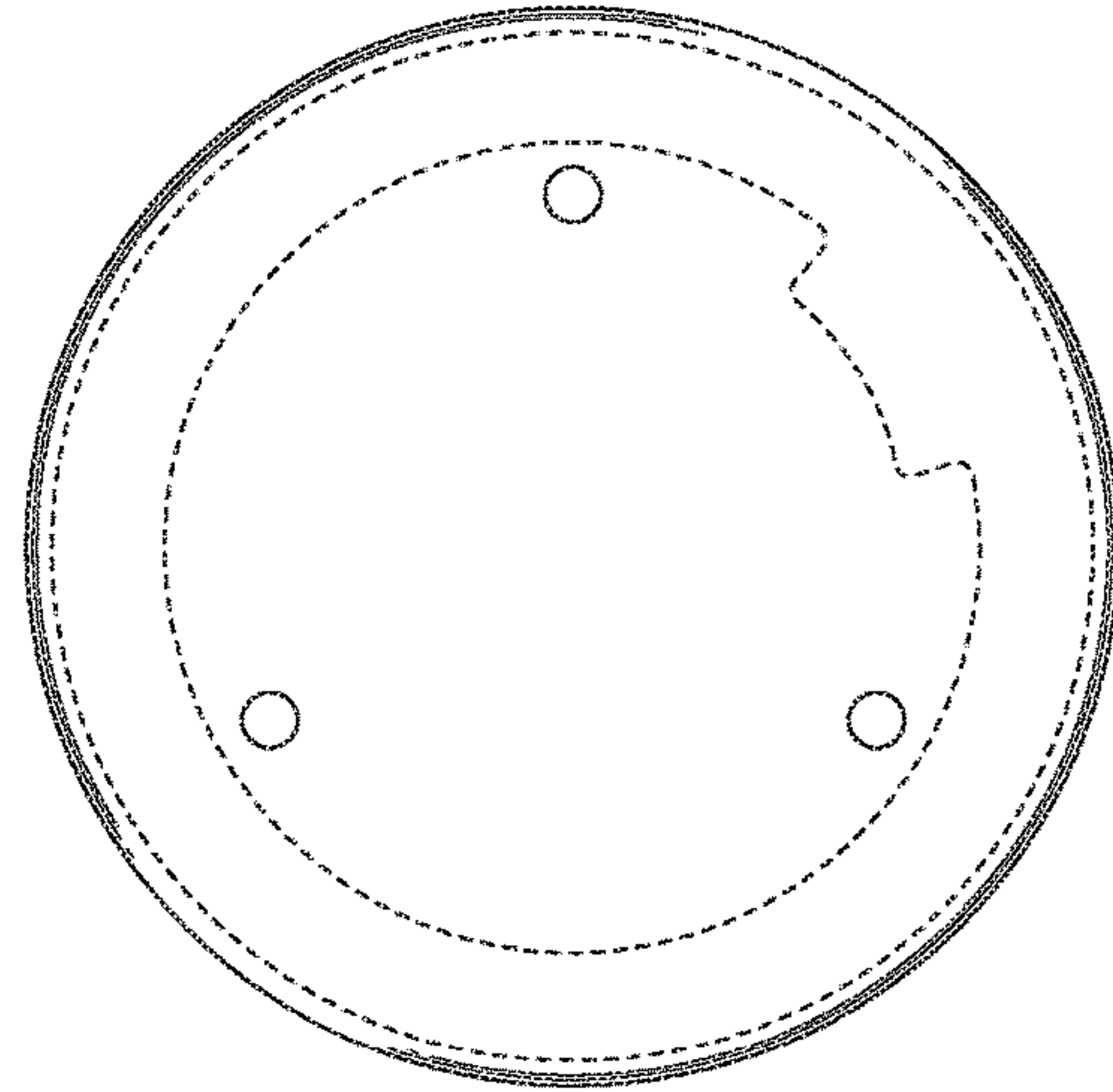


FIG. 6



FIG. 7