



US00D833882S

(12) **United States Design Patent** (10) **Patent No.:** **US D833,882 S**
Le Luherne (45) **Date of Patent:** **** Nov. 20, 2018**

(54) **BOTTLE**

(71) Applicant: **Ardagh MP Group Netherlands B.V.**,
Deventer (NL)

(72) Inventor: **Patrick Le Luherne**, La Fleche (FR)

(73) Assignee: **Ardagh MP Group Netherlands B.V.**,
Deventer (NL)

(**) Term: **15 Years**

(21) Appl. No.: **29/612,488**

(22) Filed: **Aug. 1, 2017**

(51) **LOC (11) Cl.** **09-01**

(52) **U.S. Cl.**
USPC **D9/600**; D9/552; D9/764; D9/649

(58) **Field of Classification Search**
USPC D3/270, 271.1-271.4; D7/509-511,
D7/514-521, 529, 594, 599, 604, 613,
D7/619.2, 623, 628; D9/600, 649, 667,
D9/500-505, 516, 520, 537-546,
D9/549-558, 764; 206/457, 459.5, 527;
215/381-384, 400

CPC B65D 5/4258; B65D 81/60; B65D 81/365;
B65D 81/366; B65D 81/368; B65D
2203/00; B65D 2203/02; B65D 5/42;
B65D 77/00; A63H 33/16

See application file for complete search history.

(56) **References Cited**

U.S. PATENT DOCUMENTS

D370,178 S * 5/1996 Petre D9/552
D371,969 S * 7/1996 Cabo D9/500

D422,490 S * 4/2000 Nemeth D9/649
D440,151 S * 4/2001 Carver D9/649
D454,503 S * 3/2002 Riddick, III D9/537
D550,562 S * 9/2007 Yew D9/538
D555,486 S * 11/2007 Bourne D9/552
D556,048 S * 11/2007 Lepoitevin D9/552
D573,032 S * 7/2008 Lockman D9/552
D592,963 S * 5/2009 Dorn D9/552
D610,913 S * 3/2010 Lesueur D9/552
D659,010 S * 5/2012 Oommen D9/500
D667,306 S * 9/2012 Vereas D9/502
D710,707 S * 8/2014 Colloud D9/649
D744,349 S * 12/2015 Huey D9/600

* cited by examiner

Primary Examiner — Sandra L Morris

(74) *Attorney, Agent, or Firm* — Cook Alex Ltd.

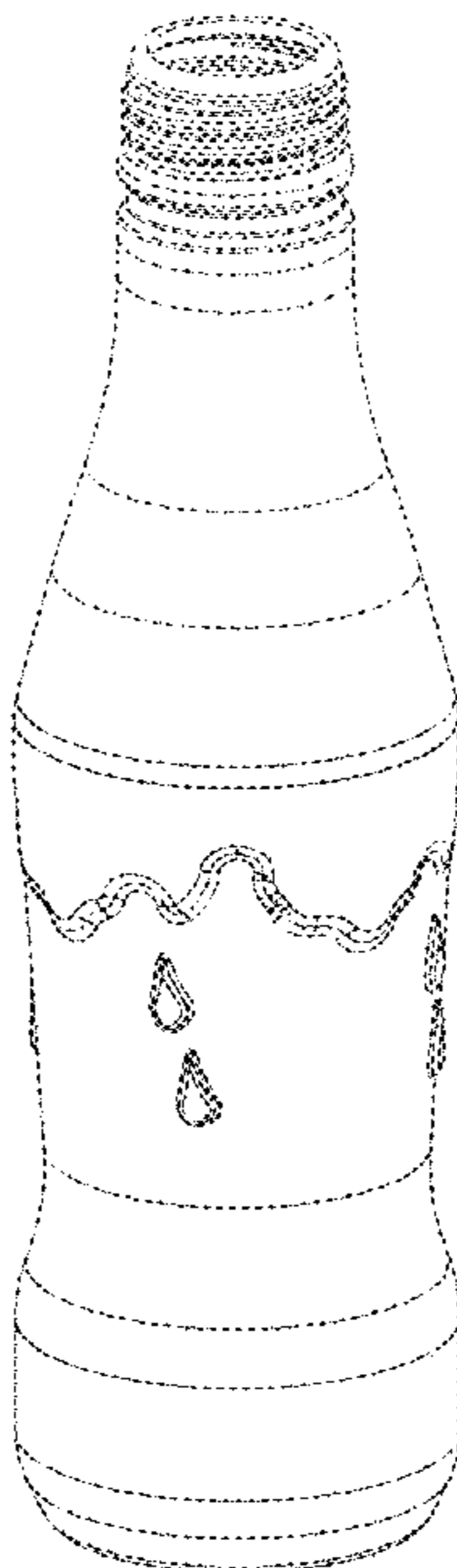
(57) **CLAIM**

The ornamental design for a bottle, as shown and described.

DESCRIPTION

FIG. 1 is a perspective view from the bottom of a bottle showing the new design;
FIG. 2 is a perspective view from the top of the bottle of FIG. 1;
FIG. 3 is a side elevational view of the bottle of FIG. 1;
FIG. 4 is a top plan view of the bottle of FIG. 1; and,
FIG. 5 is a bottom plan view of the bottle of FIG. 1.
The broken lines define the bounds of the claimed design and form no part thereof.

1 Claim, 4 Drawing Sheets



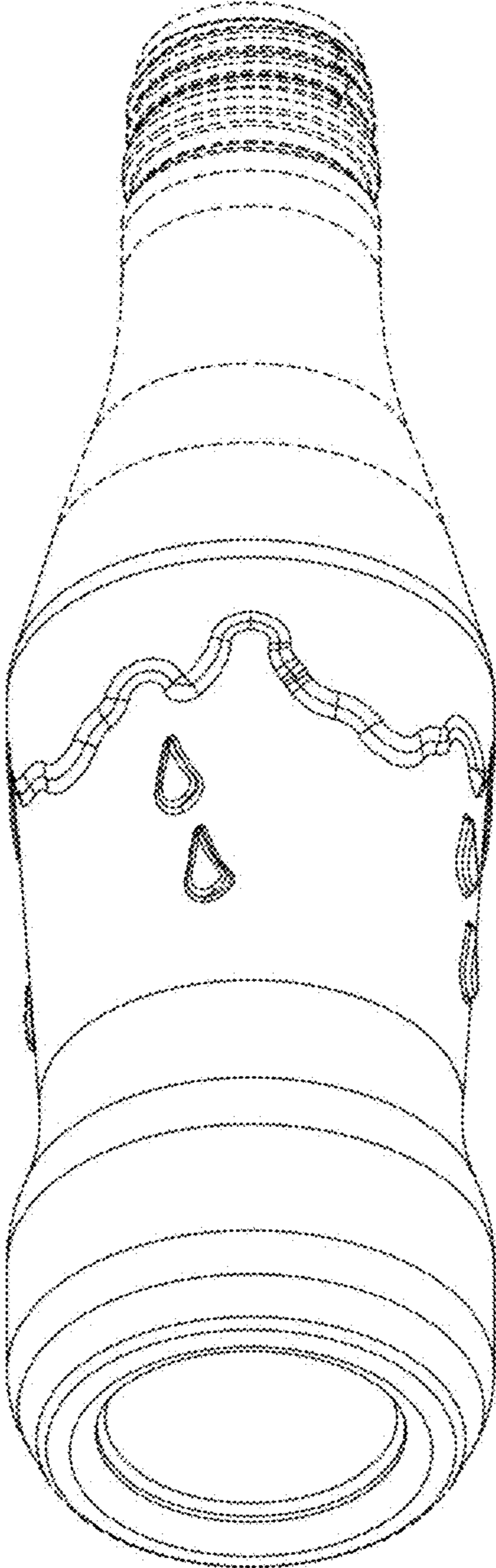


FIG. 1

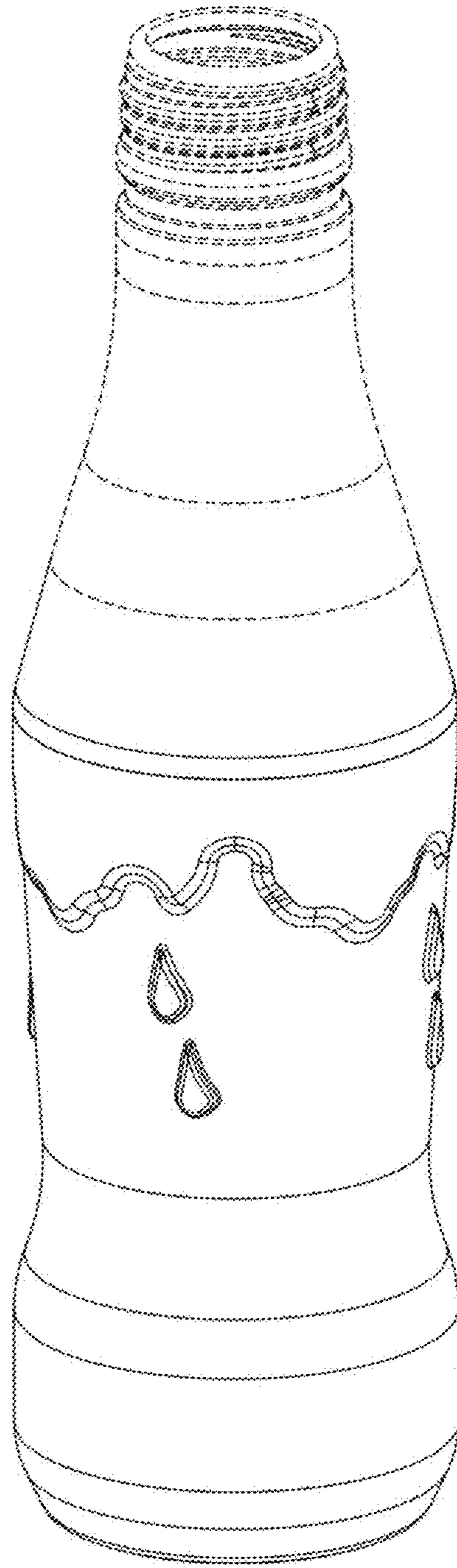


FIG. 2

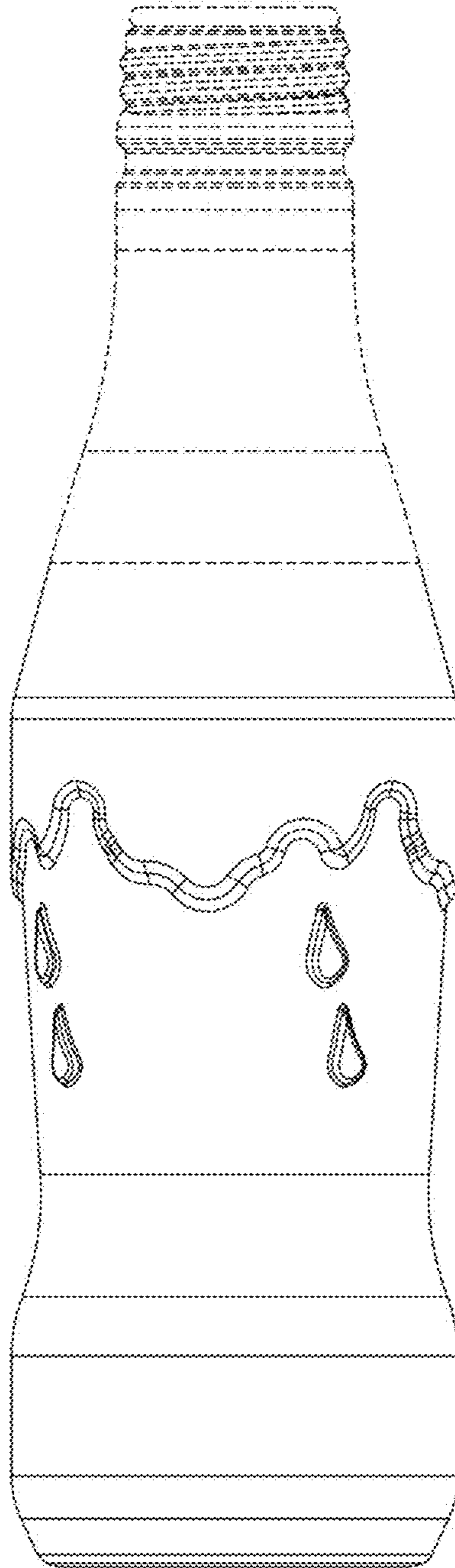


FIG. 3

FIG. 4

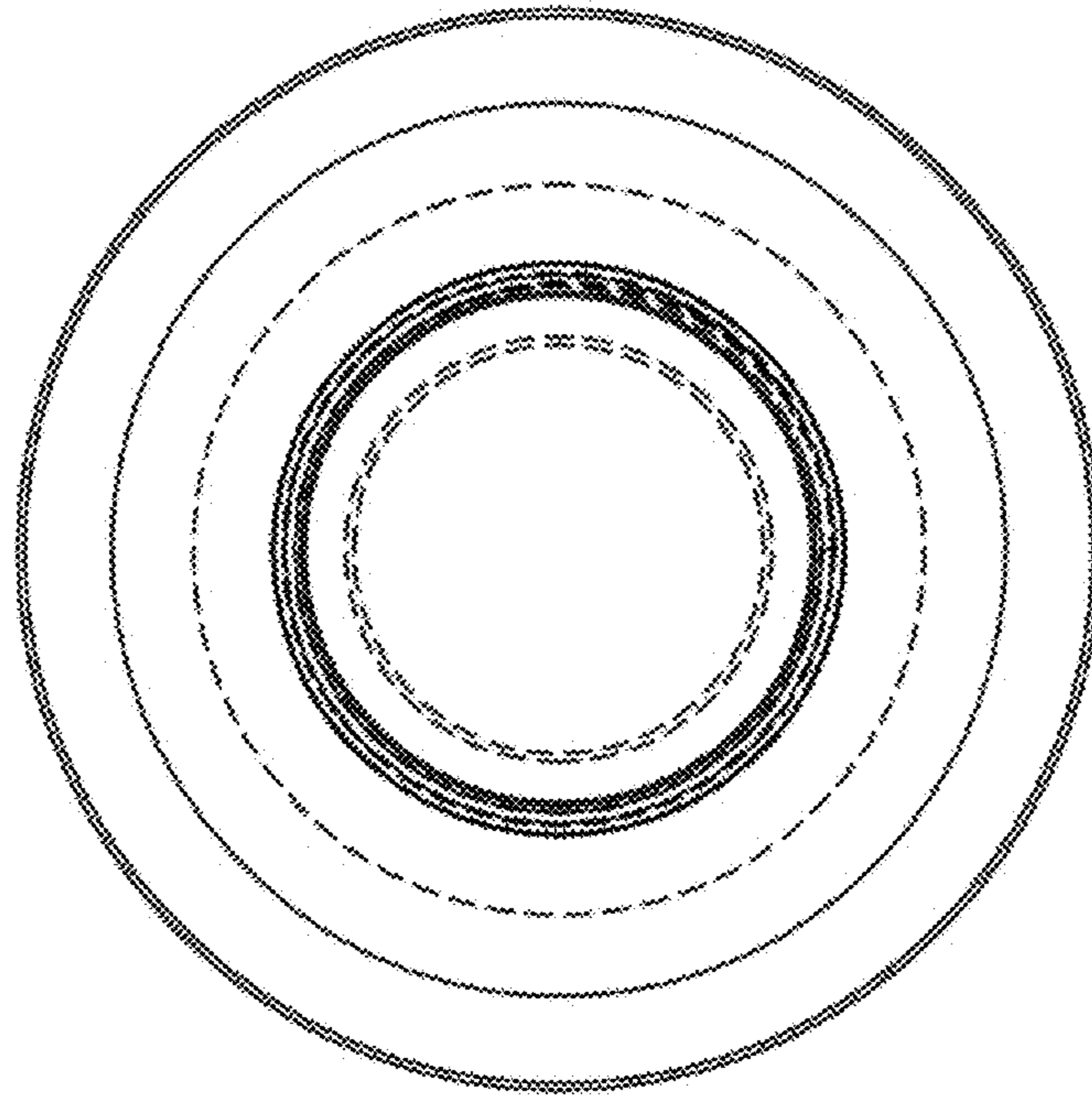


FIG. 5

