



US00D833863S

(12) **United States Design Patent**
Zeitlin et al.

(10) **Patent No.:** **US D833,863 S**

(45) **Date of Patent:** **** *Nov. 20, 2018**

(54) **COMBINED CLAMSHELL AND OUTER BOX**

(71) Applicant: **Altria Client Services LLC**,
Richmond, VA (US)

(72) Inventors: **Gavriel Zeitlin**, Beit Shemesh (IL);
Yishiaya Garfinkel, Bet Shemesh (IL)

(73) Assignee: **ALTRIA CLIENT SERVICES, LLC.**,
Richmond, VA (US)

(*) Notice: This patent is subject to a terminal disclaimer.

(**) Term: **15 Years**

(21) Appl. No.: **29/600,857**

(22) Filed: **Apr. 17, 2017**

Related U.S. Application Data

(63) Continuation of application No. 29/534,638, filed on Jul. 30, 2015, now Pat. No. Des. 784,124.

(51) **LOC (11) Cl.** **09-03**

(52) **U.S. Cl.**
USPC **D9/418; D9/444**

(58) **Field of Classification Search**
USPC D7/391, 392, 392.1, 396.1, 213, 387, D7/396.3, 541, 546, 549, 554.2, 554.3, D7/601, 602, 605, 701, 703, 705; D9/434-436, 438, 443, 447, 455-457, D9/499, 414, 418, 420, 423, 424, 426, D9/428, 430, 432, 440, 444, 446, 449, D9/453, 703, 715-718, 721; D3/202, D3/212, 294, 295, 318
CPC A24F 15/20; B65D 77/00; B65D 85/20
See application file for complete search history.

(56) **References Cited**

U.S. PATENT DOCUMENTS

D48,897 S * 4/1916 Hubbard D9/423
D182,654 S * 4/1958 Glaberson D9/420

D245,762 S * 9/1977 Takacs D9/420
D278,412 S * 4/1985 Yeung D9/420
D309,570 S * 7/1990 Kinoshita D9/418
D337,049 S * 7/1993 Morgan D9/420
D373,901 S * 9/1996 Bergstedt D3/294
D458,127 S * 6/2002 de Groote D3/294
D482,609 S * 11/2003 Weinstock D9/414
D527,182 S * 8/2006 Ham D3/274
D623,050 S * 9/2010 Giraud D9/420

(Continued)

Primary Examiner — Eric L Goodman

Assistant Examiner — Darcey E Heflin

(74) *Attorney, Agent, or Firm* — Harness, Dickey & Pierce, PLC

(57) **CLAIM**

The ornamental design for a combined clamshell and outer box, as shown and described.

DESCRIPTION

FIG. 1 is a perspective view of a combined clamshell and outer box;

FIG. 2 is a front elevation view of the combined clamshell and outer box of FIG. 1;

FIG. 3 is a rear elevation view of the combined clamshell and outer box of FIG. 1;

FIG. 4 is a left elevation view of the combined clamshell and outer box of FIG. 1;

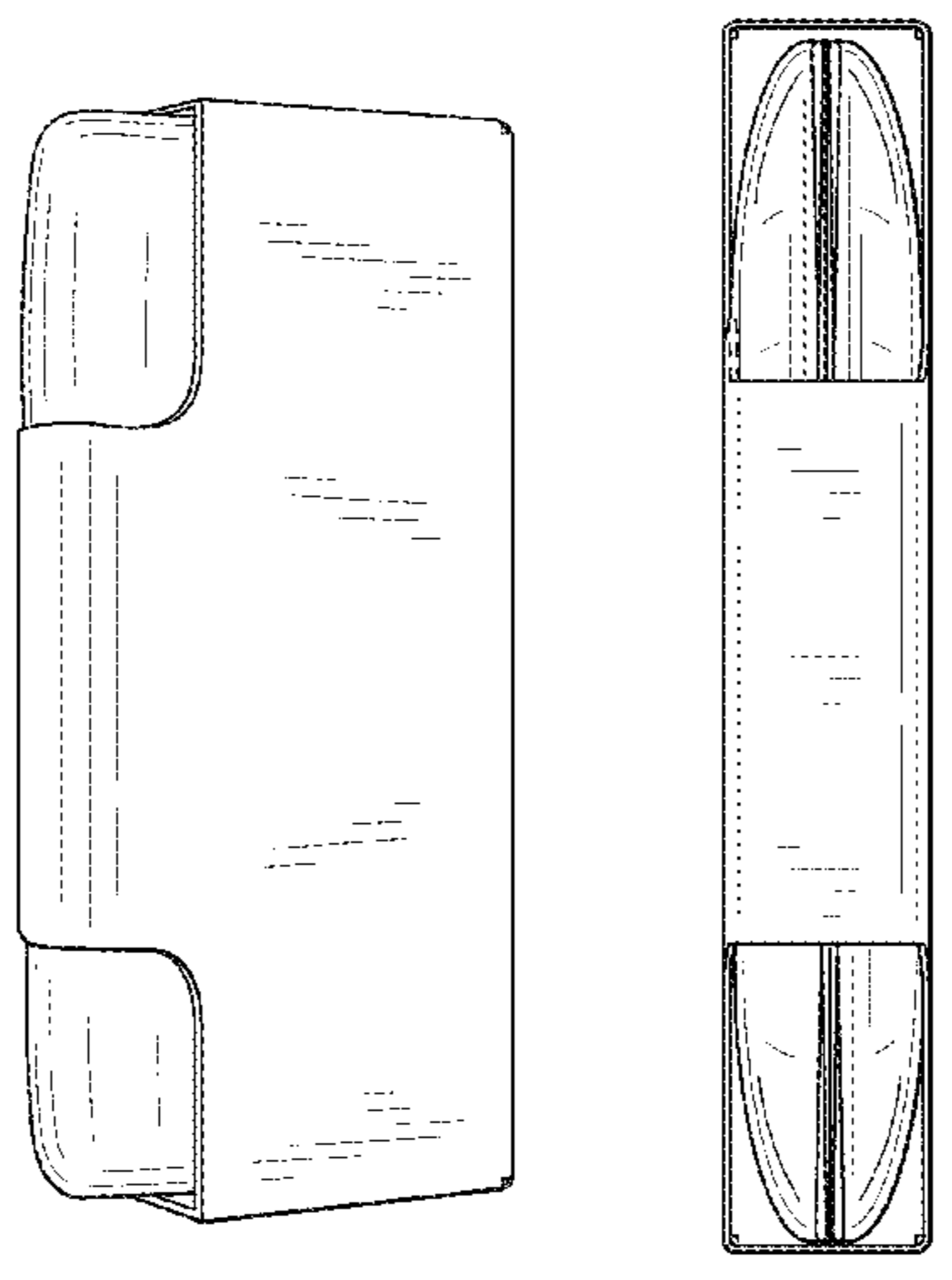
FIG. 5 is a right elevation view of the combined clamshell and outer box of FIG. 1;

FIG. 6 is a top plan view of the combined clamshell and outer box of FIG. 1; and,

FIG. 7 is a bottom plan view of the combined clamshell and outer box of FIG. 1.

In the drawings, the dash-dash-dash lines showing portions of the combined clamshell and outer box depicts environment, and forms no part of the claim. The dash-dot-dash line defines the bounds of the claimed design and form no part thereof.

1 Claim, 4 Drawing Sheets



(56)

References Cited

U.S. PATENT DOCUMENTS

D640,568 S *	6/2011	Cluett	D9/715
D746,671 S *	1/2016	Fohner	D9/414
D746,699 S *	1/2016	Fath	D9/721
D758,805 S *	6/2016	Myoung	D7/629
D780,598 S *	3/2017	Zeitlin	D9/711
D784,124 S *	4/2017	Zeitlin	D9/418
D795,056 S *	8/2017	Zeitlin	D3/294
D800,550 S *	10/2017	Zeitlin	D9/420
2017/0101256 A1 *	4/2017	Zeitlin	B65D 85/20

* cited by examiner

FIG. 1

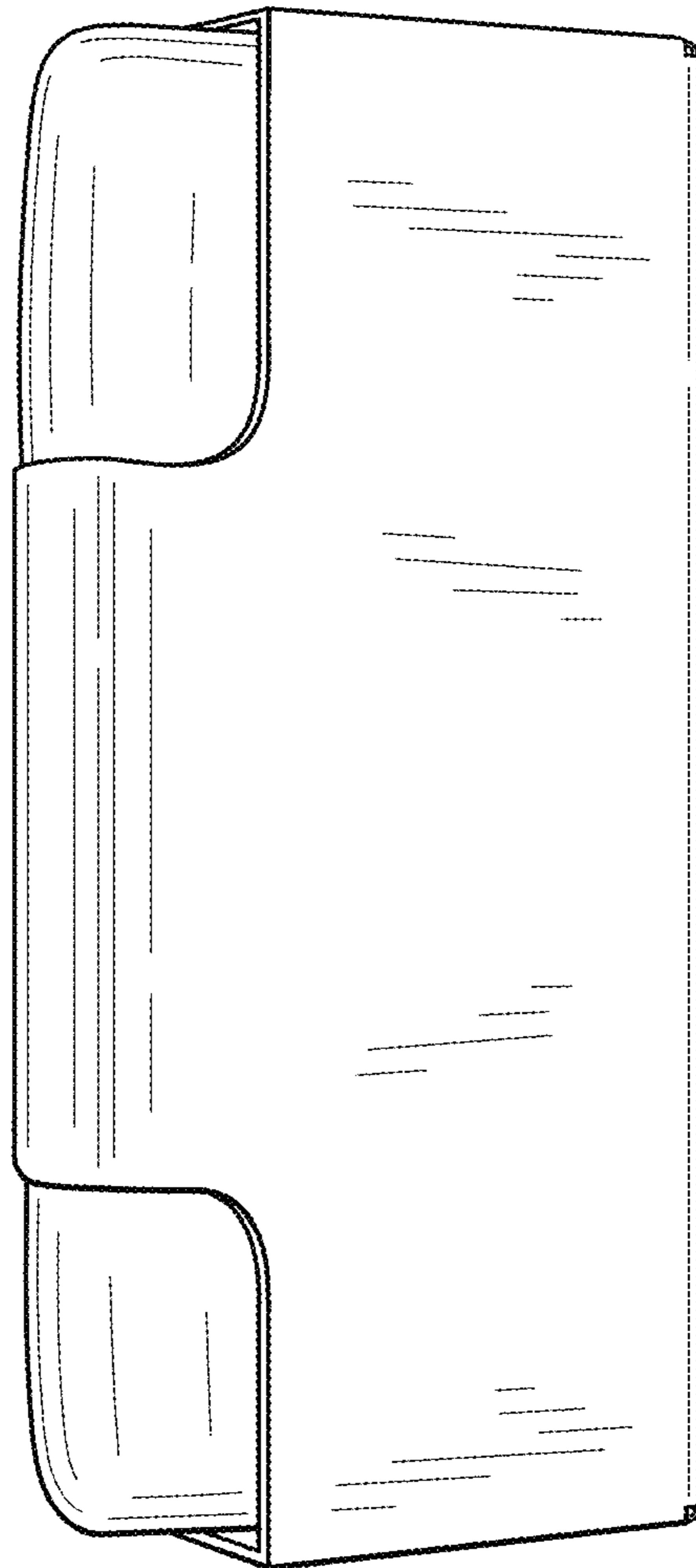


FIG. 2

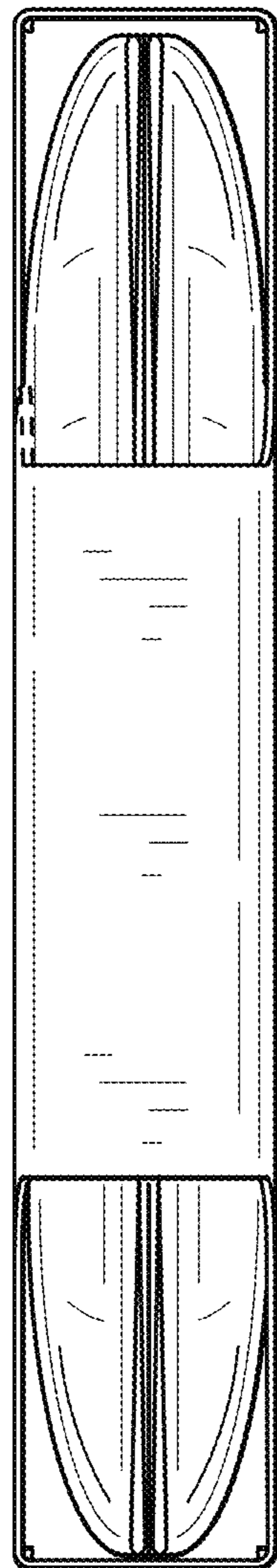


FIG. 3




FIG. 4

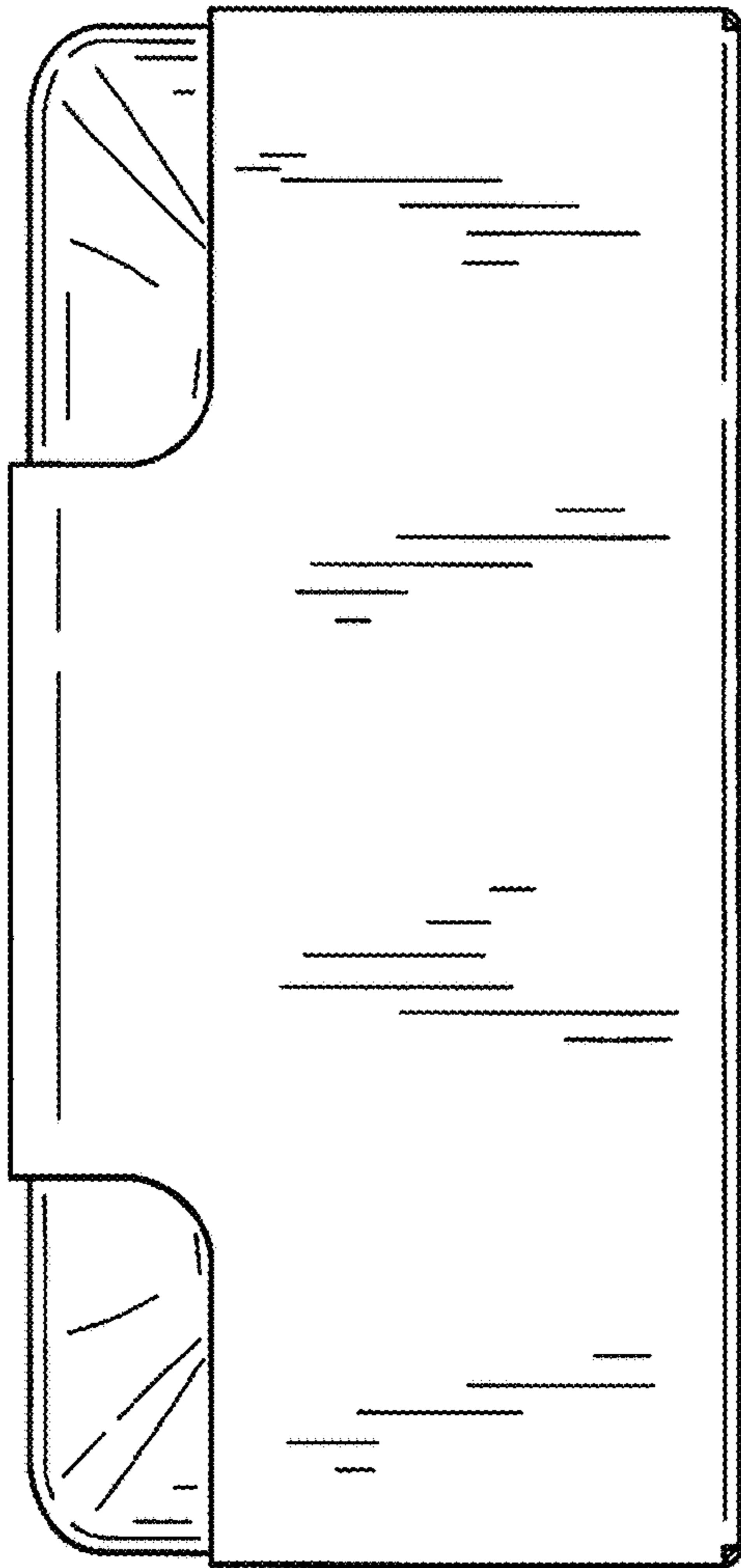


FIG. 5




FIG. 6

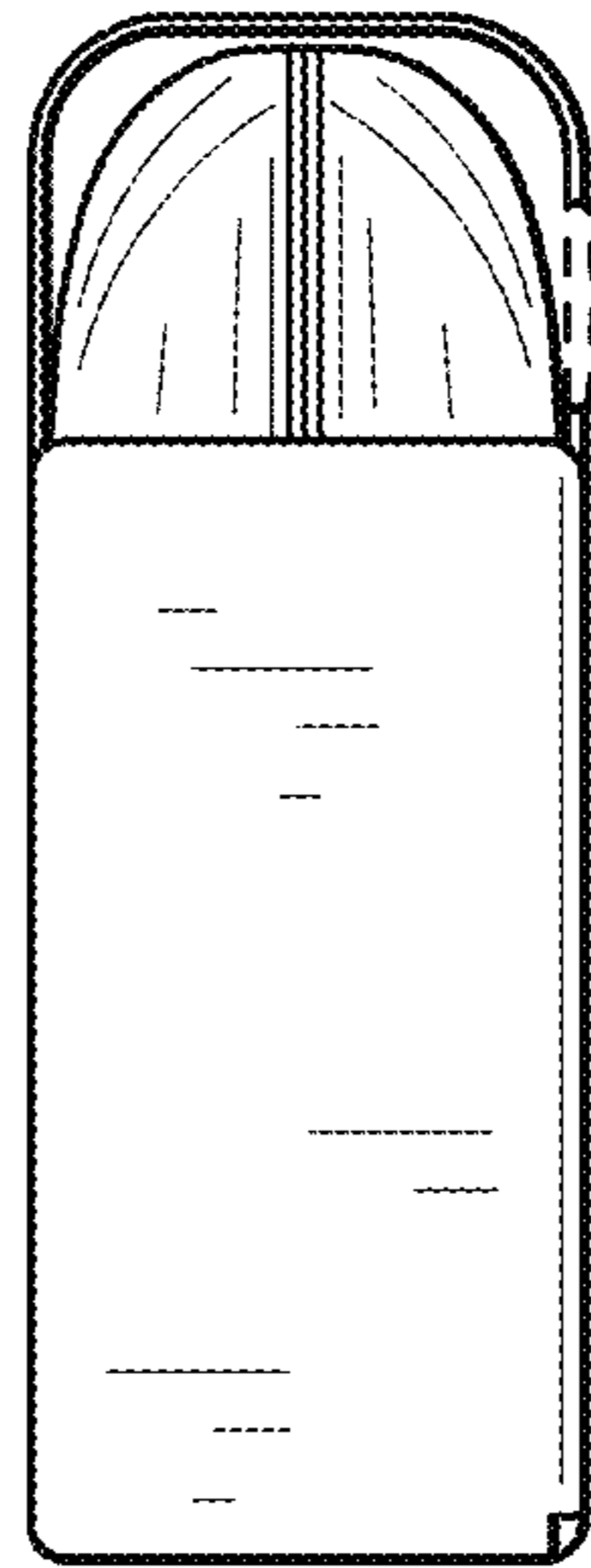


FIG. 7

