



US00D833836S

(12) **United States Design Patent**  
**Li**

(10) **Patent No.:** **US D833,836 S**

(45) **Date of Patent:** **\*\* Nov. 20, 2018**

- (54) **NUT CRACKER**
- (71) Applicant: **Shenzhen Lanhaixing Technology Co.,Ltd.,** Shenzhen (CN)
- (72) Inventor: **Xiaoguang Li,** Shenzhen (CN)
- (73) Assignee: **SHENZHEN LANHAIXING TECHNOLOGY CO., LTD,** Shenzhen (CN)

- 4,550,495 A \* 11/1985 Fornes ..... A47J 43/26  
30/120.3
- 5,351,402 A \* 10/1994 Mansfield ..... A47J 43/26  
30/120.3
- 6,052,906 A \* 4/2000 Weibel ..... A47J 43/26  
30/120.2
- D579,280 S \* 10/2008 Bodum ..... D7/680
- 2011/0000090 A1\* 1/2011 Pau ..... A47J 43/26  
30/120.2

(\*\*) Term: **15 Years**

(21) Appl. No.: **29/623,394**

(22) Filed: **Oct. 25, 2017**

(30) **Foreign Application Priority Data**

Jul. 26, 2017 (CN) ..... 2017 3 03332145

(51) **LOC (11) Cl.** ..... **07-06**

(52) **U.S. Cl.**  
USPC ..... **D7/680; D8/52**

(58) **Field of Classification Search**  
USPC ..... D7/680-696, 393, 669, 368; D8/51, 52,  
D8/54-56, 60  
CPC ..... A47J 43/26; A47J 43/14; B25B 7/00  
See application file for complete search history.

(56) **References Cited**

**U.S. PATENT DOCUMENTS**

- 2,550,197 A \* 4/1951 Lisbon ..... A47J 43/26  
30/120.3
- 3,338,281 A \* 8/1967 Davy ..... A47J 43/26  
30/120.4

\* cited by examiner

*Primary Examiner* — Terry A Wallace

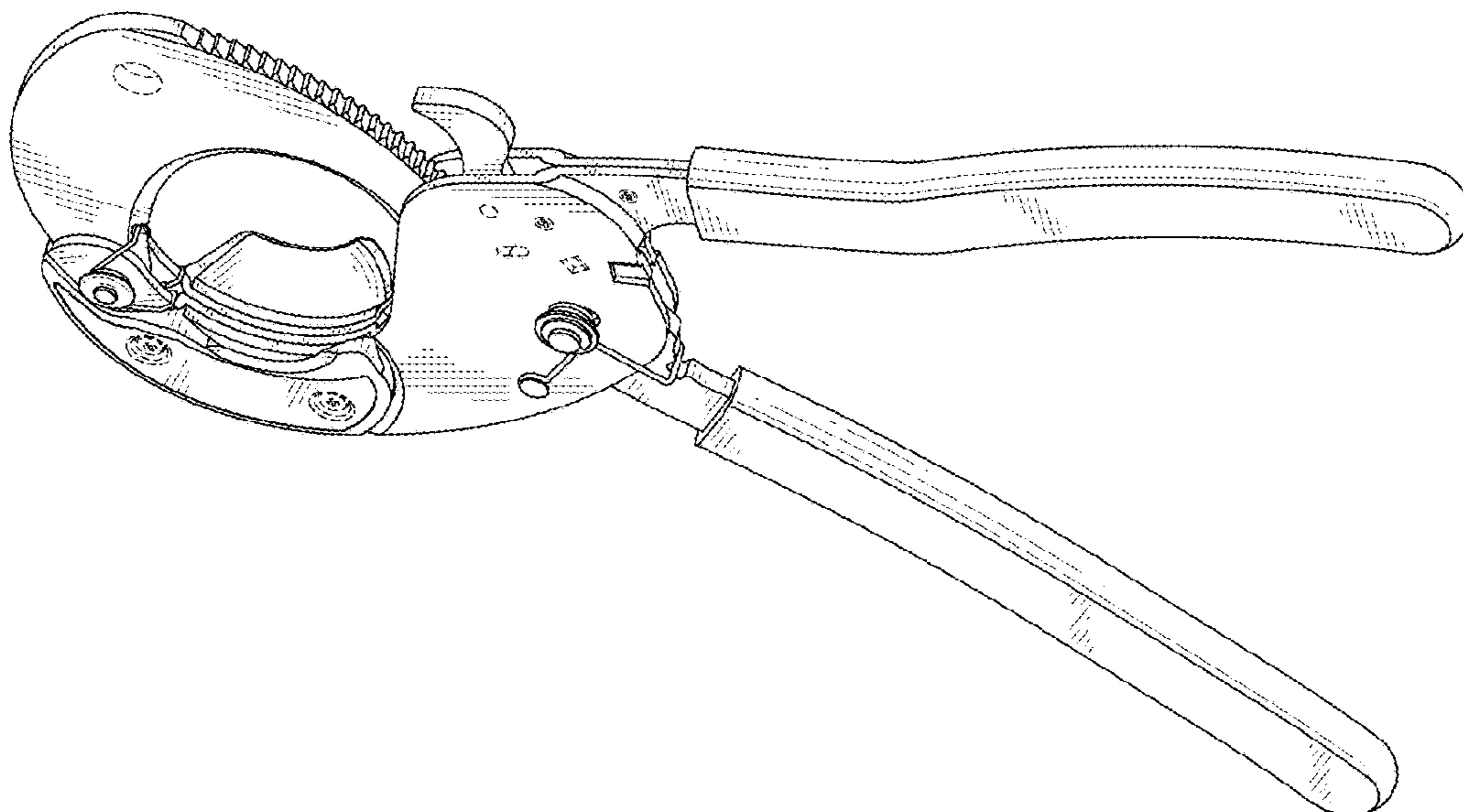
(57) **CLAIM**

The ornamental design for an nut cracker, as shown and described.

**DESCRIPTION**

FIG. 1 is a perspective view of the nut cracker showing my new design;  
 FIG. 2 is similar to FIG. 1, viewed from another aspect;  
 FIG. 3 is a front elevational view thereof;  
 FIG. 4 is a rear elevational view thereof;  
 FIG. 5 is a left side elevational view thereof;  
 FIG. 6 is a right side elevational view thereof;  
 FIG. 7 is a top plan view thereof; and,  
 FIG. 8 is a bottom plan view thereof.  
 The broken lines are for the purposes of illustrating portions of the nut cracker and form no part of the claimed design.

**1 Claim, 8 Drawing Sheets**



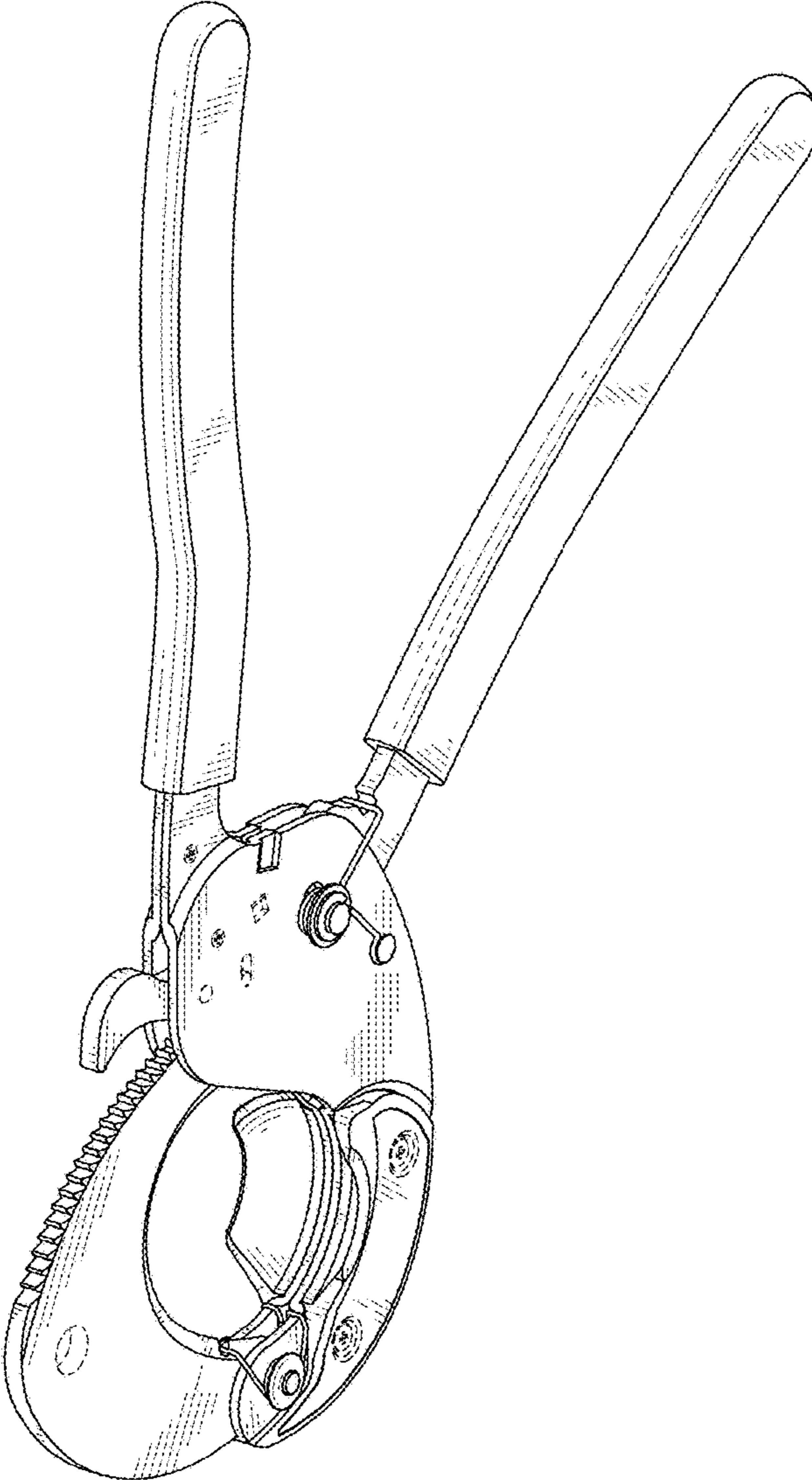


FIG. 1

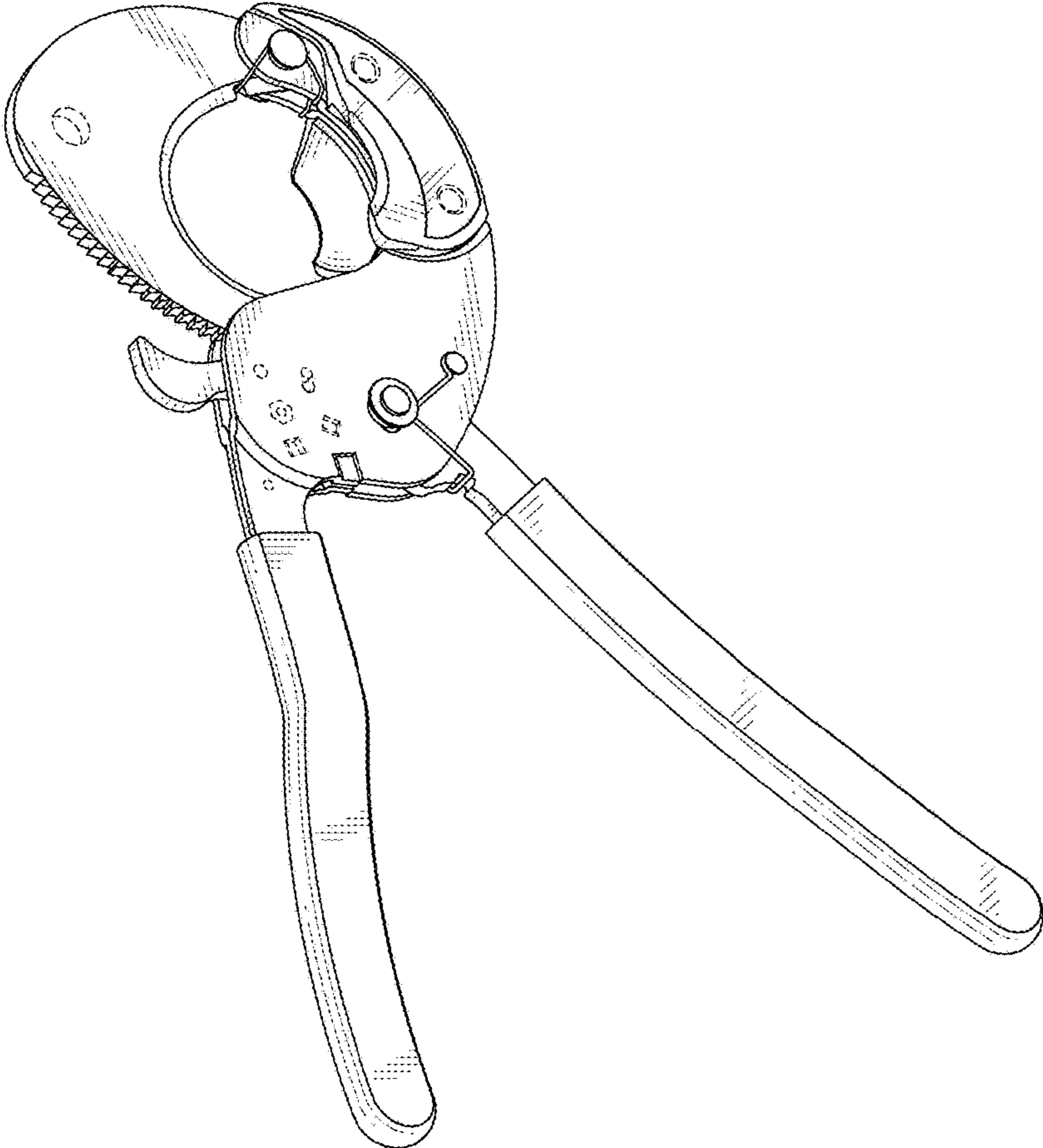


FIG. 2

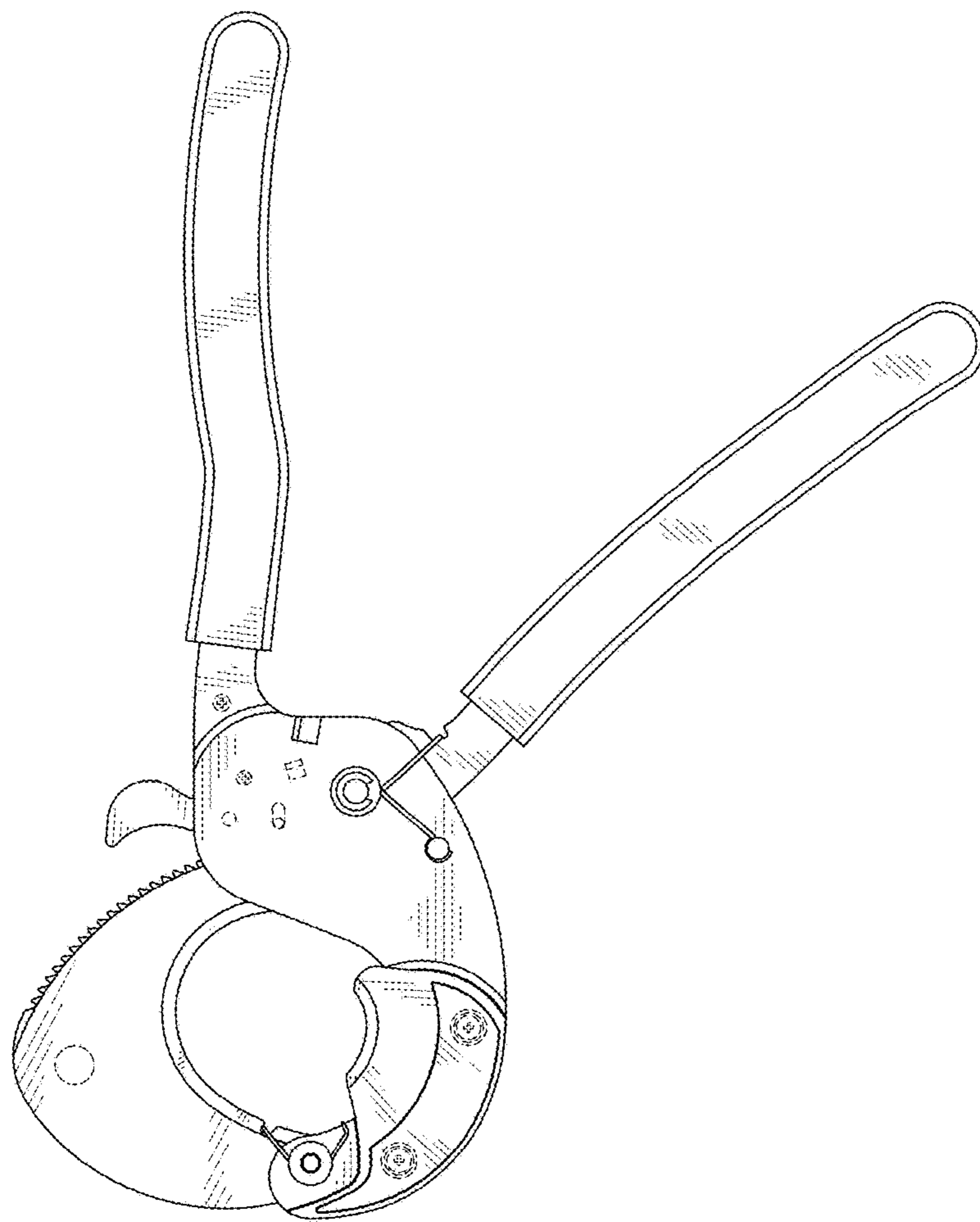


FIG. 3

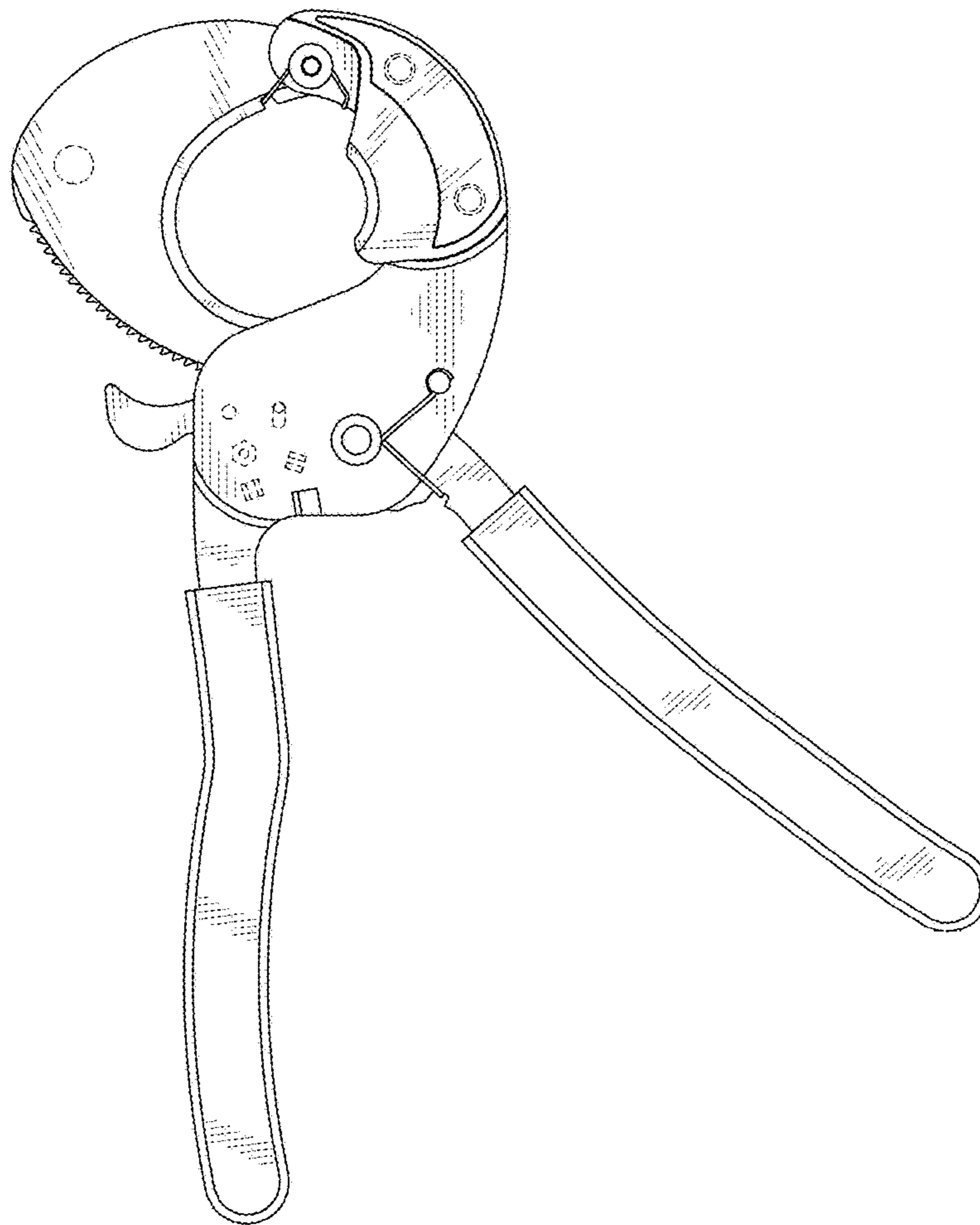


FIG. 4

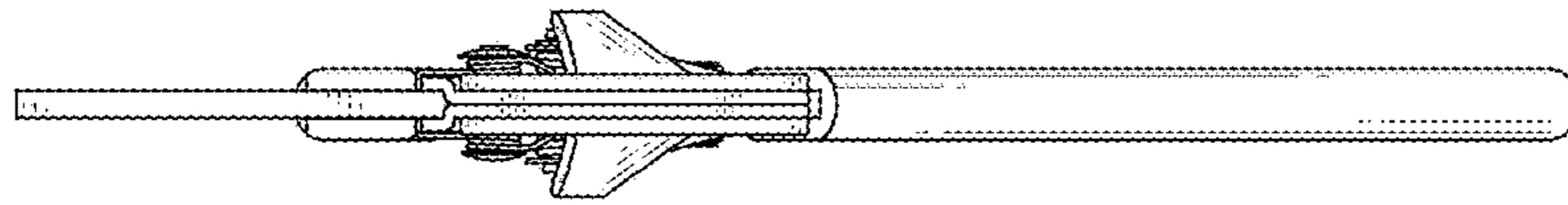


FIG. 5

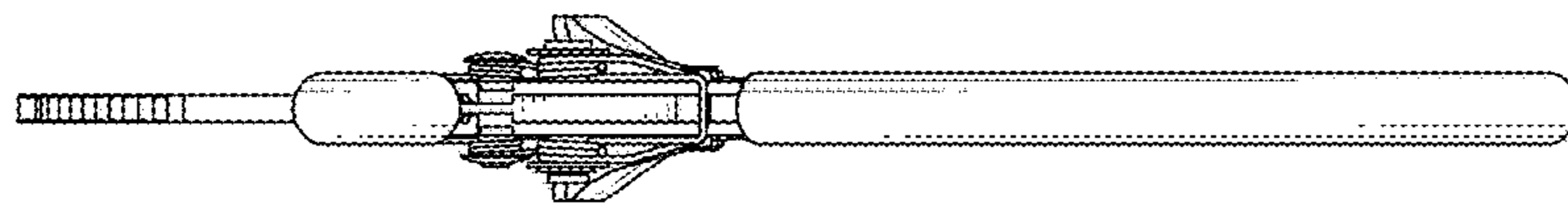


FIG. 6

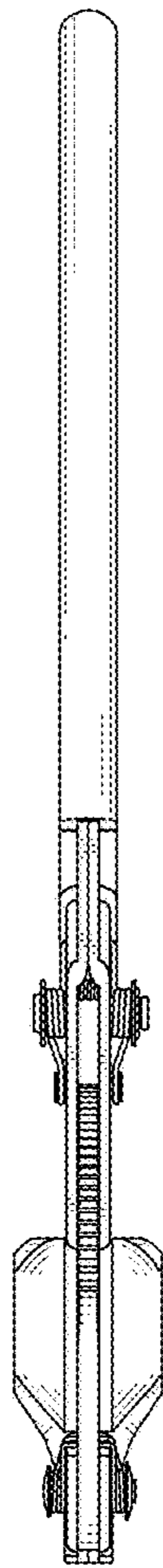


FIG. 7






FIG. 8