



US00D833829S

(12) **United States Design Patent**  
**Hertaus**

(10) **Patent No.:** **US D833,829 S**

(45) **Date of Patent:** **\*\* Nov. 20, 2018**

(54) **TRAY**

(71) Applicant: **Vision Home Products, Inc.**, Le Sueur, MN (US)

(72) Inventor: **Alan Hertaus**, Le Sueur, MN (US)

(73) Assignee: **Vision Home Products, Inc.**, Le Sueur, MN (US)

(\*\*) Term: **15 Years**

(21) Appl. No.: **29/579,843**

(22) Filed: **Oct. 4, 2016**

(51) **LOC (11) Cl.** ..... **07-06**

(52) **U.S. Cl.**

USPC ..... **D7/600.1**; D9/456

(58) **Field of Classification Search**

USPC ..... D3/304, 306, 307, 315; D6/512, 672, D6/680.2, 681; D7/601, 602, 608, 701, D7/704, 708; D9/434, 499; D24/227, D24/229, 230; D32/55, 58, 65

CPC ..... A47J 47/16; A47J 31/4403

See application file for complete search history.

(56) **References Cited**

**U.S. PATENT DOCUMENTS**

D167,567 S *	8/1952	French	.....	D9/456
3,211,290 A *	10/1965	Strickling	.....	B65B 21/18
				209/522
D616,268 S *	5/2010	Kulzer	.....	D7/701
D616,715 S *	6/2010	Kulzer	.....	D7/701
D619,860 S *	7/2010	Kulzer	.....	D7/553.2
D684,404 S *	6/2013	Hertaus	.....	D6/705
D695,078 S *	12/2013	Hertaus	.....	D7/600.1
D700,053 S *	2/2014	Chudleigh	.....	D9/456
D703,003 S *	4/2014	Tiemann	.....	D7/600.1
D708,763 S *	7/2014	Smeja	.....	D24/229
D734,867 S *	7/2015	Smeja	.....	D24/230
D764,236 S *	8/2016	Hertaus	.....	D7/600.1

D768,873 S *	10/2016	Stedman	.....	D24/227
D789,162 S *	6/2017	Almaguer	.....	D7/701
D789,750 S *	6/2017	Noe	.....	D7/600.1
D792,165 S *	7/2017	Cauwood	.....	D7/600.4

**OTHER PUBLICATIONS**

Ebay. Bathtub Rack Bamboo Shelf Shower Tub Book Reading Tray Holder Stand Expandable. Aug. 18, 2017 [earliest online date], [site visited Aug. 18, 2017]. Available from Internet, URL:<http://www.ebay.com/itm/Bathtub-Rack-Bamboo-Shelf-Shower-Tub-Book-Reading-Tray-Holder-Stand-Expandable-/112317292288>.\*

Ebay UK. Plastic egg trays. 2017 [earliest online date], [site visited Aug. 22, 2017]. Available from Internet, URL: <http://www.ebay.co.uk/itm/Plastic-egg-trays-x-10-seconds-see-description-/192279594340>.\*

\* cited by examiner

*Primary Examiner* — Eric L Goodman

*Assistant Examiner* — Darcey E Heflin

(74) *Attorney, Agent, or Firm* — Haugen Law Firm PLLP

(57) **CLAIM**

The ornamental design for a tray, as shown and described.

**DESCRIPTION**

FIG. 1 is a front top right-side perspective view of the tray of the present invention;

FIG. 2 is a front view thereof;

FIG. 3 is a back view thereof;

FIG. 4 is a left side view thereof;

FIG. 5 is a right side view thereof;

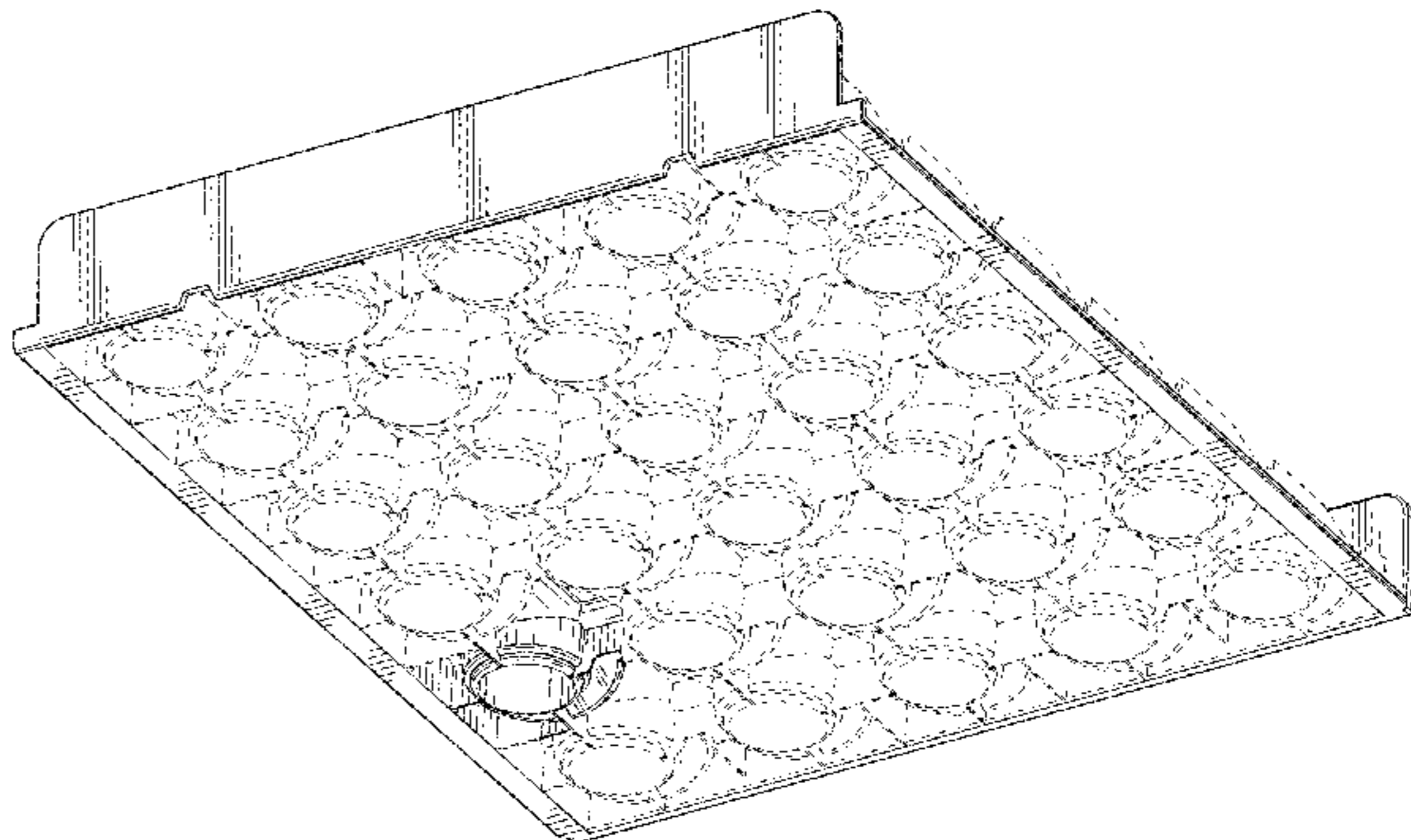
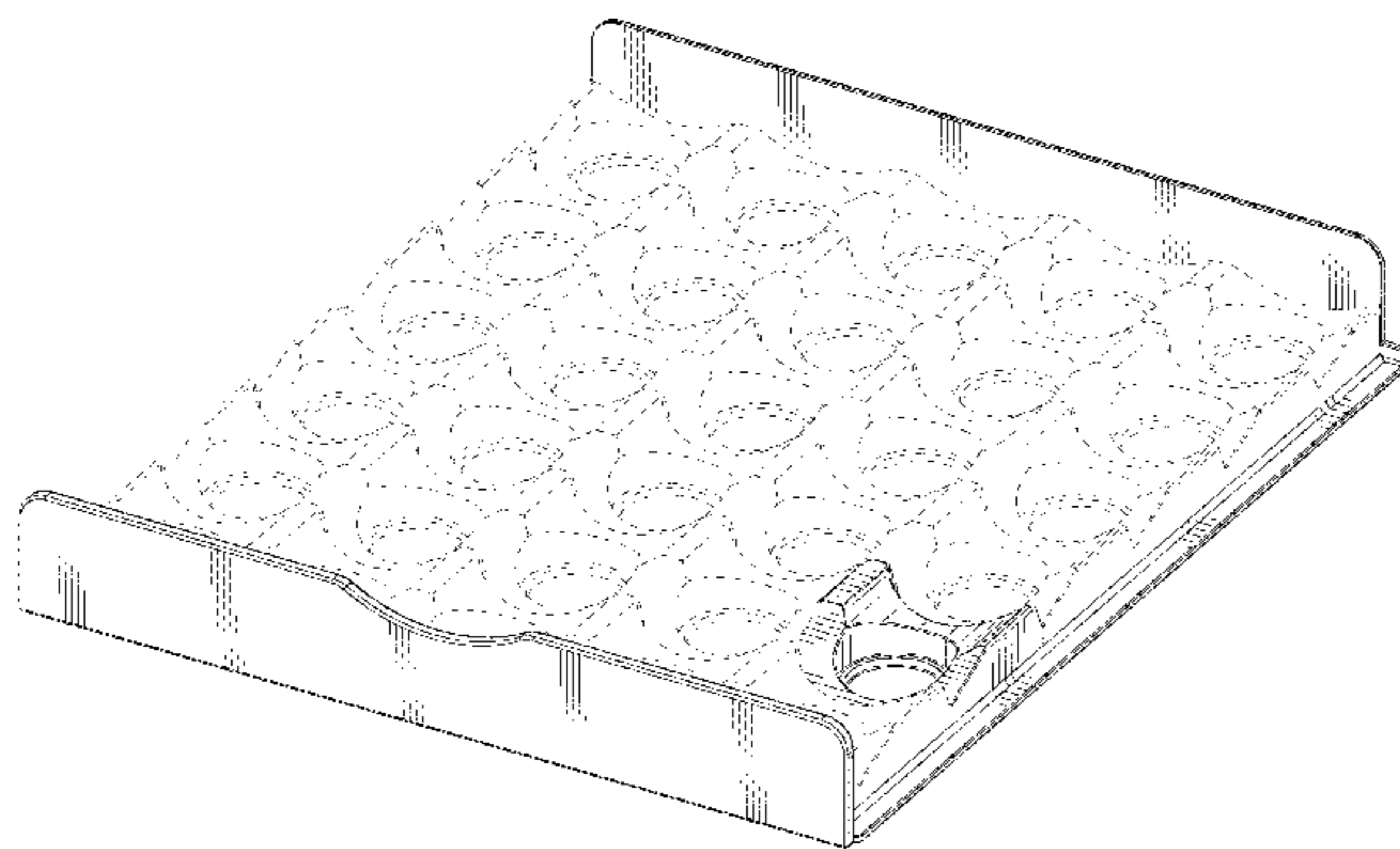
FIG. 6 is a top view thereof;

FIG. 7 is a bottom view thereof; and,

FIG. 8 is a bottom back left perspective view thereof.

In the drawings the evenly-spaced broken lines show portions of the tray that form no part of the claim; the dash-dot-dash lines represent boundaries of the claimed design and form no part thereof.

**1 Claim, 8 Drawing Sheets**



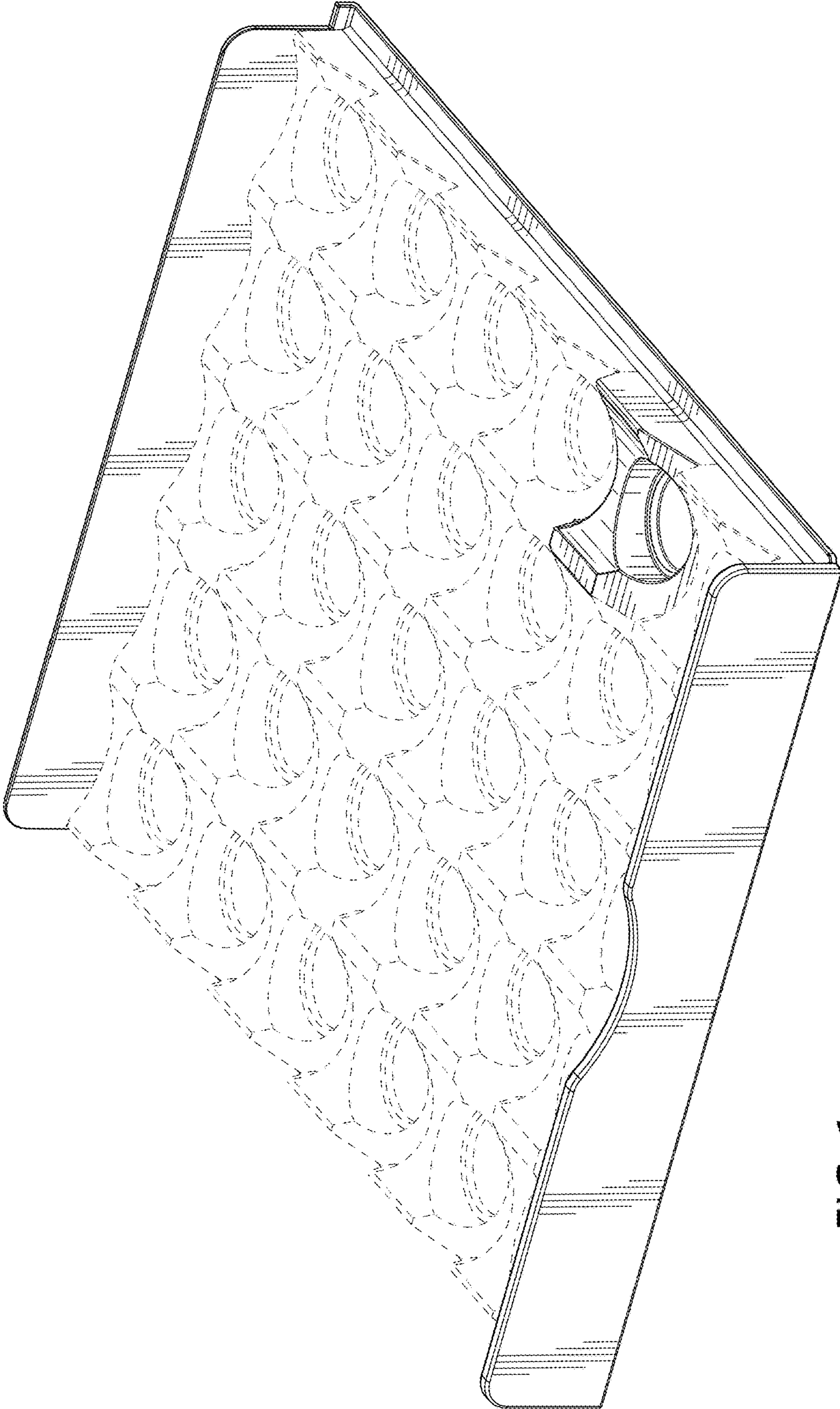


FIG. 1

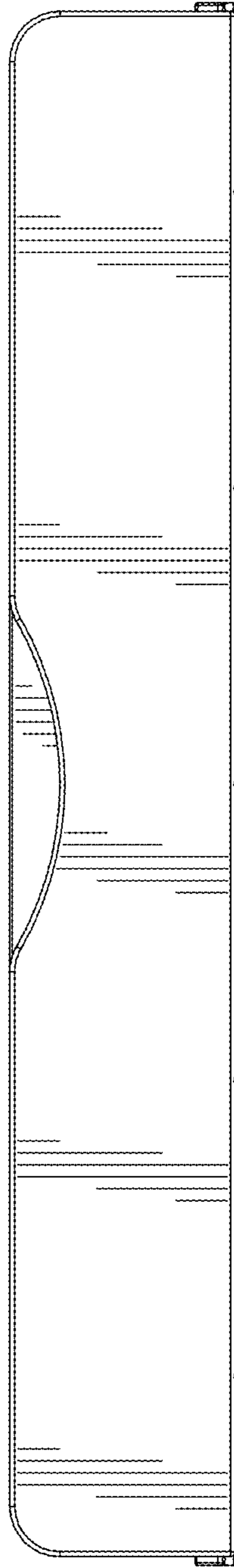


FIG. 2




FIG. 3

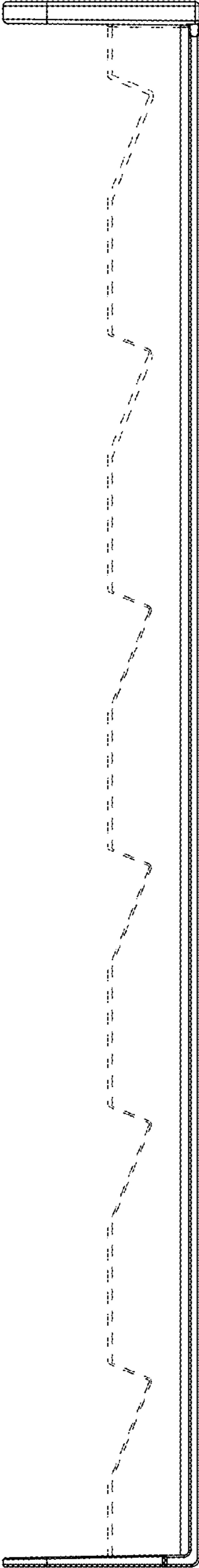


FIG. 4

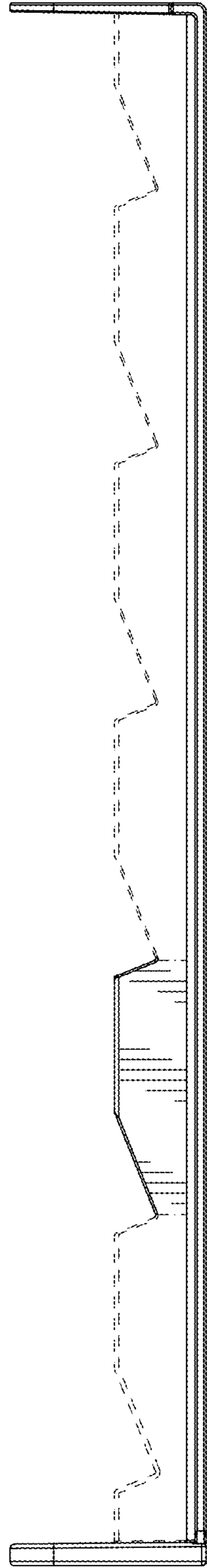


FIG. 5




FIG. 6




FIG. 7



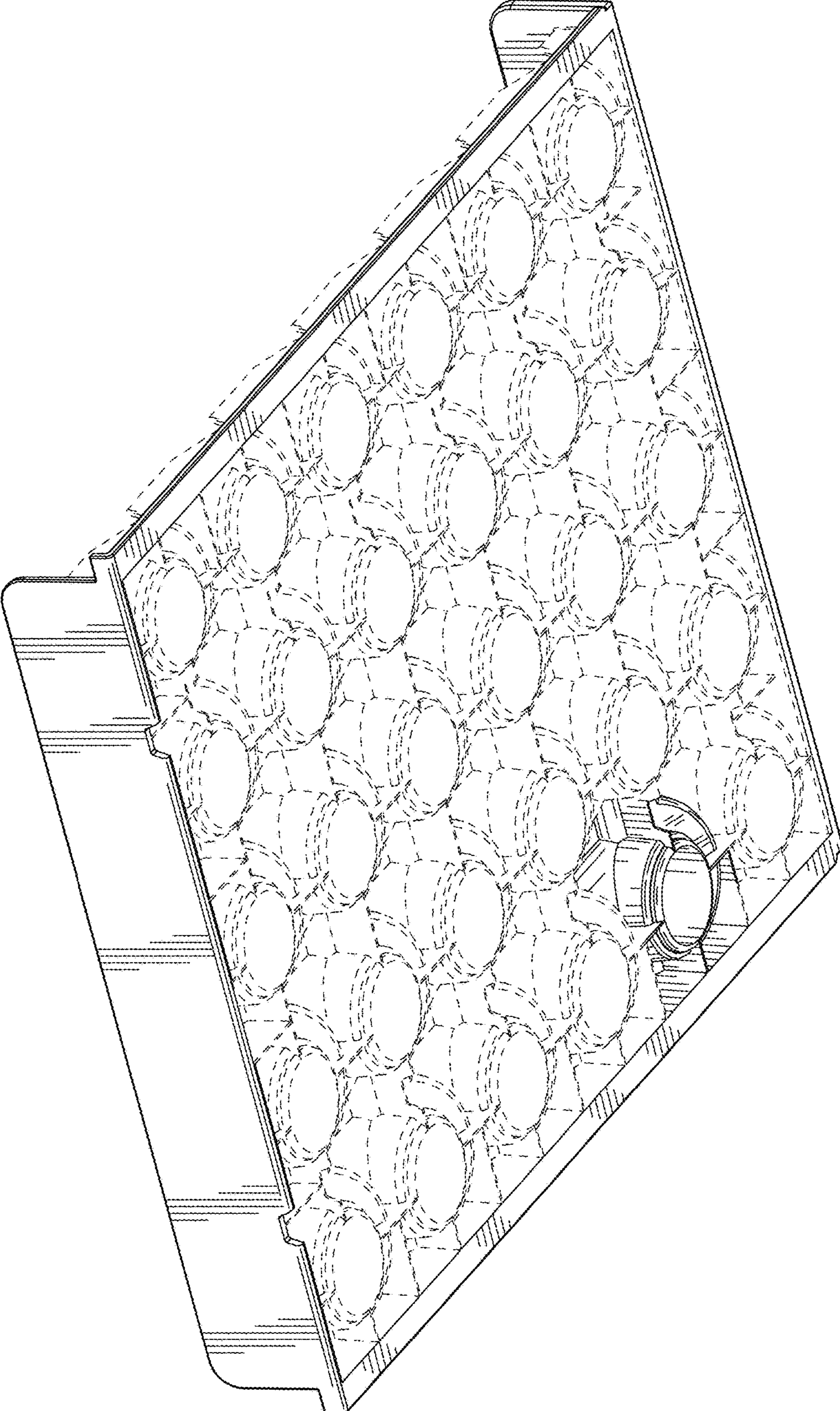


FIG. 8