



US00D833807S

(12) **United States Design Patent**  
**Mebberson**

(10) **Patent No.:** **US D833,807 S**

(45) **Date of Patent:** **\*\* Nov. 20, 2018**

(54) **BOTTLE LID**

(71) Applicant: **Puratap Pty Ltd**, Stepney (AU)

(72) Inventor: **Nicholas Mebberson**, Stepney (AU)

(73) Assignee: **Puratap Pty Ltd**, Stepney, South Australia (AU)

(\*\*) Term: **15 Years**

(21) Appl. No.: **29/577,102**

(22) Filed: **Sep. 9, 2016**

(30) **Foreign Application Priority Data**

Mar. 11, 2016 (AU) ..... 201611381

(51) **LOC (11) Cl.** ..... **07-99**

(52) **U.S. Cl.**

USPC ..... **D7/392.1**; D9/447; D9/449

(58) **Field of Classification Search**

USPC ..... D9/414, 417, 428, 432, 434, 435, 438, D9/443-450, 452-456, 499, 682-685; D7/387, 392, 392.1, 393, 396.1-396.4, D7/398, 401.1, 507, 509-511, 538, 900; D3/202, 294, 318; D28/91.1

CPC .. A61J 1/00; A61J 1/1412; B65D 1/00; B65D 1/02; B65D 1/10; B65D 1/46; B65D 2585/56; B65D 2585/545; B65D 41/00; B65D 41/38; B65D 41/56; B65D 41/62; B65D 47/00; B65D 47/06; B65D 47/08; B65D 2543/00046; B65D 2543/00092; B65D 2543/00296; B65D 5/46; B65D 2251/00

See application file for complete search history.

(56) **References Cited**

**U.S. PATENT DOCUMENTS**

3,371,827 A \* 3/1968 Micallef ..... B65D 47/2012  
222/507  
4,299,339 A \* 11/1981 Giroux ..... B65D 47/265  
215/313

D488,376 S \* 4/2004 Chung ..... D9/434  
D604,160 S \* 11/2009 DeMarco ..... D9/447  
D652,682 S \* 1/2012 Eyal ..... D7/510  
8,251,263 B2 \* 8/2012 DeMarco ..... B65D 51/18  
220/253  
D685,639 S \* 7/2013 Colon ..... D9/449  
D695,138 S \* 12/2013 Ball ..... D9/435  
D729,584 S \* 5/2015 Weston ..... D7/510  
9,181,005 B2 \* 11/2015 DeMarco ..... B65D 47/265  
D748,477 S \* 2/2016 Herbst ..... D7/392.1  
D759,485 S \* 6/2016 Boroski ..... D9/449  
D786,679 S \* 5/2017 Barroso Miana ..... D9/504

(Continued)

*Primary Examiner* — Michael A. Pratt

*Assistant Examiner* — Wendy L Arminio

(74) *Attorney, Agent, or Firm* — Sand & Sebolt

(57) **CLAIM**

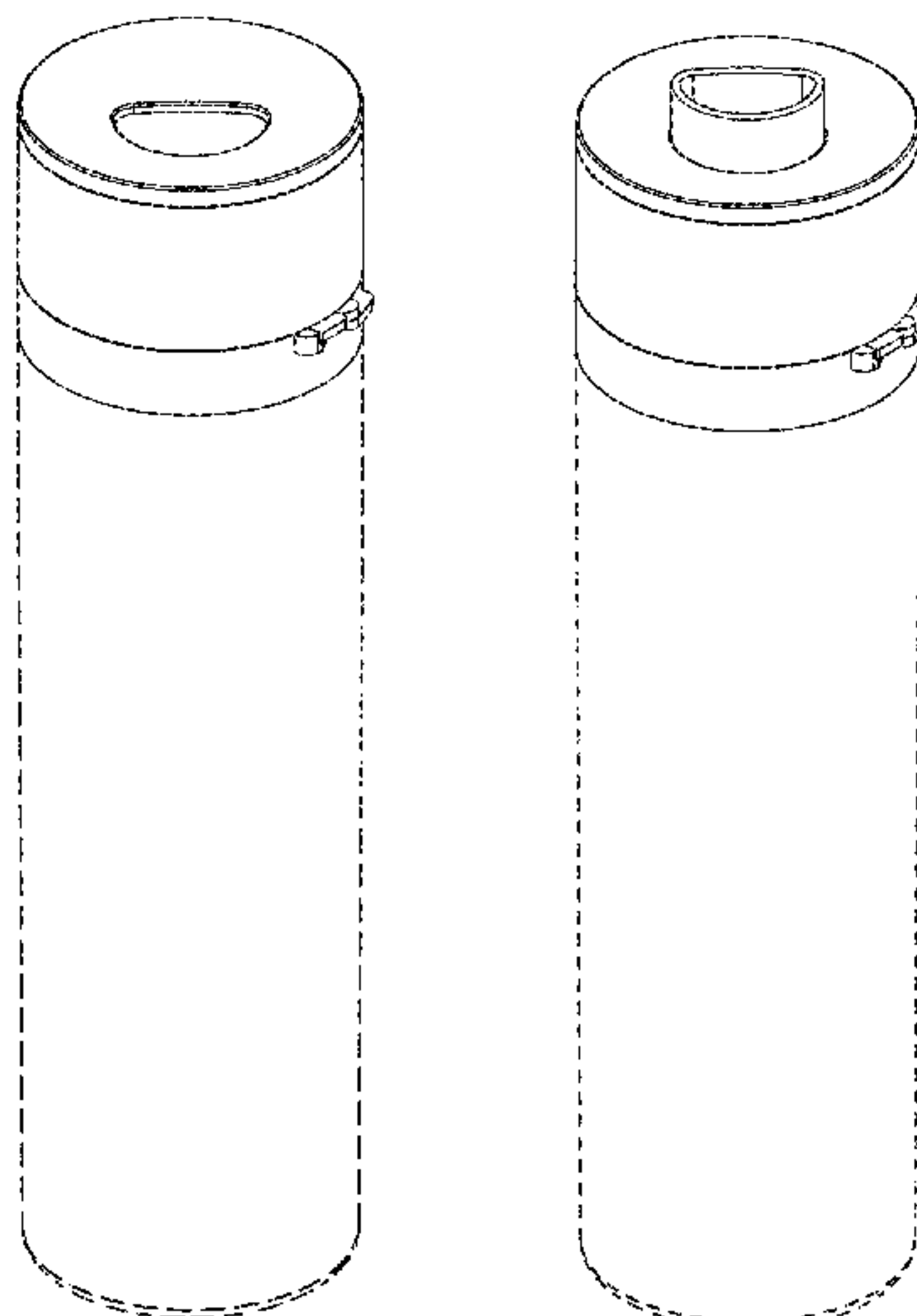
The ornamental design for a bottle lid, as shown and described.

**DESCRIPTION**

FIG. 1 is a perspective view of a bottle lid in accordance with my design, with the spout retracted and the flap closed; FIG. 2 is a side elevation view thereof; FIG. 3 is a top plan view thereof; FIG. 4 is a perspective view of the bottle lid, with spout extended; FIG. 5 is a side elevation view thereof; FIG. 6 is a top plan view thereof; and, FIG. 7 is a perspective view of the bottle lid, with the flap opened.

The dash-dash broken lines illustrating a bottle depict environment included to show the bottle lid in a position of use and form no part of the claimed design. The dot-dot broken lines in FIG. 6 depict portions of the bottle lid that form no part of the claimed design.

**1 Claim, 3 Drawing Sheets**



(56)

**References Cited**

U.S. PATENT DOCUMENTS

D806,475 S \* 1/2018 Pisarevsky ..... D7/507  
2004/0074933 A1\* 4/2004 Tilbrook ..... B44D 3/127  
222/530  
2017/0275061 A1\* 9/2017 Mebberson ..... B65D 47/061

\* cited by examiner




FIGURE 1




FIGURE 2

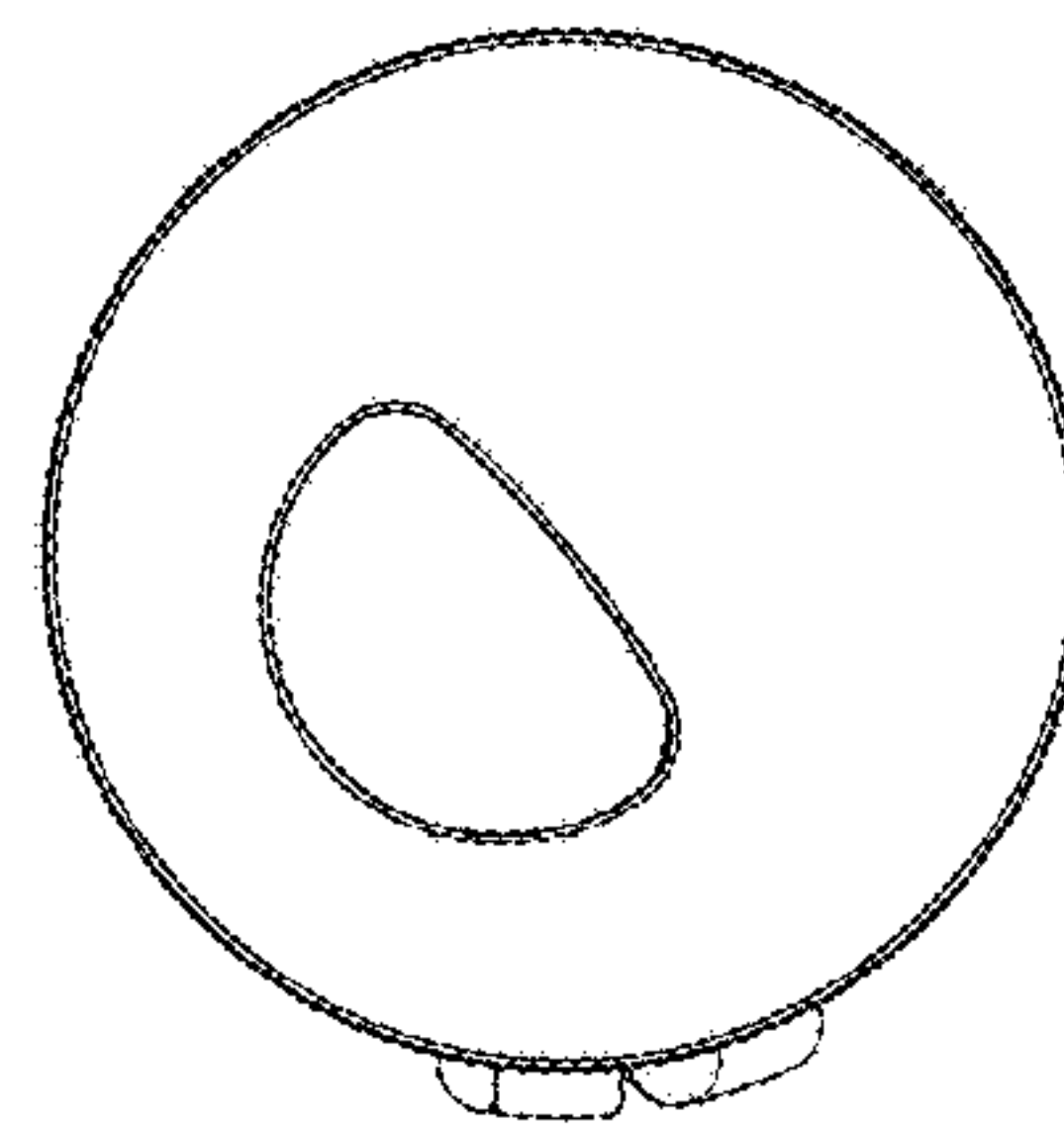


FIGURE 3




FIGURE 4




FIGURE 5

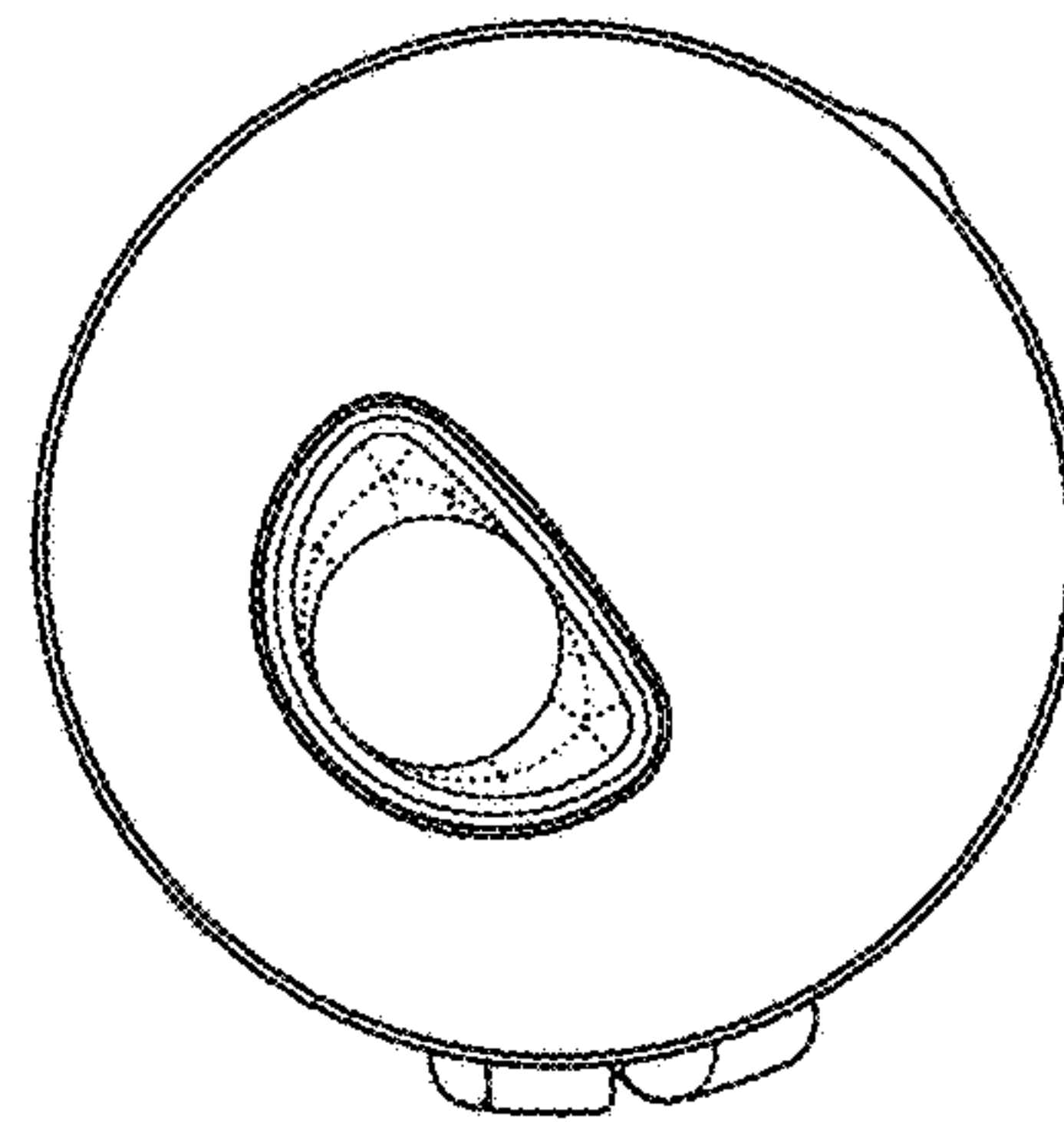


FIGURE 6




FIGURE 7