



US00D833799S

(12) **United States Design Patent** (10) **Patent No.:** **US D833,799 S**  
**Chung et al.** (45) **Date of Patent:** **\*\* Nov. 20, 2018**

(54) **INDUCTION RANGE**

F24C 7/067; F24C 7/062; F24C 7/082;  
F24C 7/081; A47J 37/0709

(71) Applicant: **LG ELECTRONICS INC.**, Seoul  
(KR)

See application file for complete search history.

(72) Inventors: **Wookjun Chung**, Seoul (KR); **Sooyeon Kim**, Seoul (KR); **Songyi Han**, Seoul (KR)

(56) **References Cited**

U.S. PATENT DOCUMENTS

(73) Assignee: **LG ELECTRONICS INC.**, Seoul (KR)

D386,945 S *	12/1997	Mendoza	.....	D7/402
D464,845 S *	10/2002	Shin	.....	D7/346
D508,816 S *	8/2005	Tanaka	.....	D7/346
D509,095 S *	9/2005	Grutzke	.....	D7/346
D509,096 S *	9/2005	Grutzke	.....	D7/346
D509,097 S *	9/2005	Grutzke	.....	D7/346
D513,922 S *	1/2006	Grutzke	.....	D7/346
D530,971 S *	10/2006	Kim	.....	D7/340
D536,207 S *	2/2007	Ostlund	.....	D7/340
D538,581 S *	3/2007	Lee	.....	D7/340
D553,900 S *	10/2007	Grey	.....	D7/346
D563,715 S *	3/2008	Grey	.....	D7/346
D609,960 S *	2/2010	Cutino	.....	D7/346
D642,007 S *	7/2011	Lee	.....	D7/340
D696,893 S *	1/2014	Meda	.....	D7/346
D696,894 S *	1/2014	Meda	.....	D7/346
D704,978 S *	5/2014	Kim	.....	D7/340
D705,009 S *	5/2014	Kwack	.....	D7/346
D706,576 S *	6/2014	Boo	.....	D7/407
D715,592 S *	10/2014	Yoon	.....	D7/407
D733,484 S *	7/2015	Roberson	.....	D7/346
D777,503 S *	1/2017	Kim	.....	D7/346
D778,100 S *	2/2017	Kim	.....	D7/346
D778,102 S *	2/2017	Spurrier	.....	D7/346

(\*\*) Term: **15 Years**

(21) Appl. No.: **35/502,300**

(22) Filed: **Jul. 14, 2016**

(80) **Hague Agreement Data**

Int. Filing Date: **Jul. 14, 2016**

Int. Reg. No.: **DM/091778**

Int. Reg. Date: **Jul. 14, 2016**

Int. Reg. Pub. Date: **Jan. 20, 2017**

(Continued)

(30) **Foreign Application Priority Data**

Jan. 25, 2016 (KR) ..... 30-2016-0003709

(51) **LOC (11) Cl.** ..... **07-02**

(52) **U.S. Cl.**

USPC ..... **D7/346**

CPC ..... **F24C 15/12** (2013.01)

(58) **Field of Classification Search**

USPC ..... D7/323, 328, 336-349, 362-397,  
D7/402-409

CPC ..... F24C 15/107; F24C 15/12; F24C 15/36;  
F24C 3/08; F24C 3/082; F24C 3/085;

*Primary Examiner* — Richard E Chilcot

(74) *Attorney, Agent, or Firm* — Birch, Stewart, Kolasch & Birch, LLP

(57) **CLAIM**

The ornamental design for an induction range, as shown and described.

**DESCRIPTION**

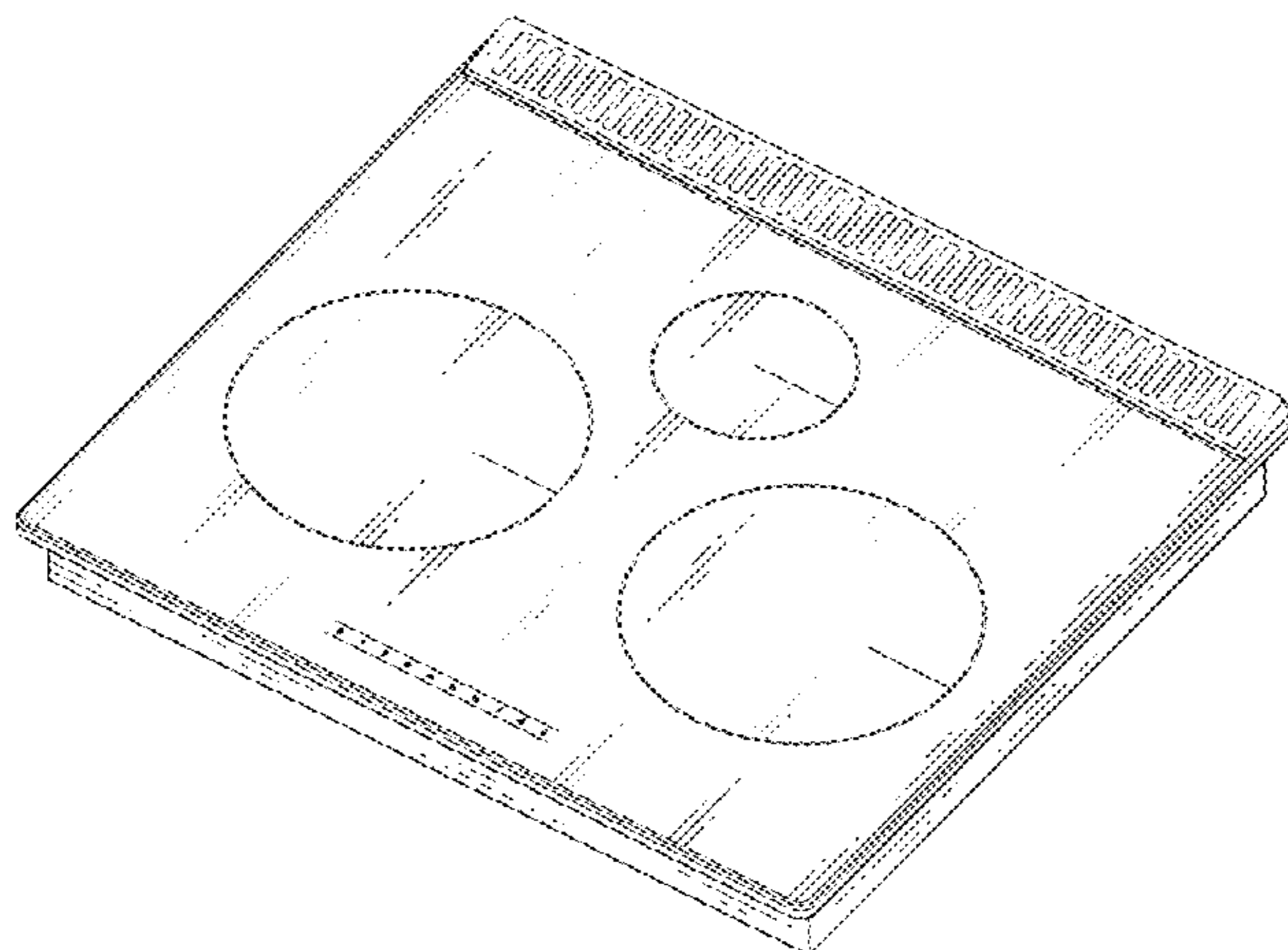
1. Induction range

**1.1** is a perspective view of an induction range, showing our new design;

**1.2** is a front elevation view thereof;

**1.3** is a rear elevation view thereof;

(Continued)



1.4 is a left-side elevation view thereof;  
1.5 is a right-side elevation view thereof;  
1.6 is a top plan view thereof; and  
1.7 is a bottom plan view thereof.

**1 Claim, 7 Drawing Sheets**

(56)

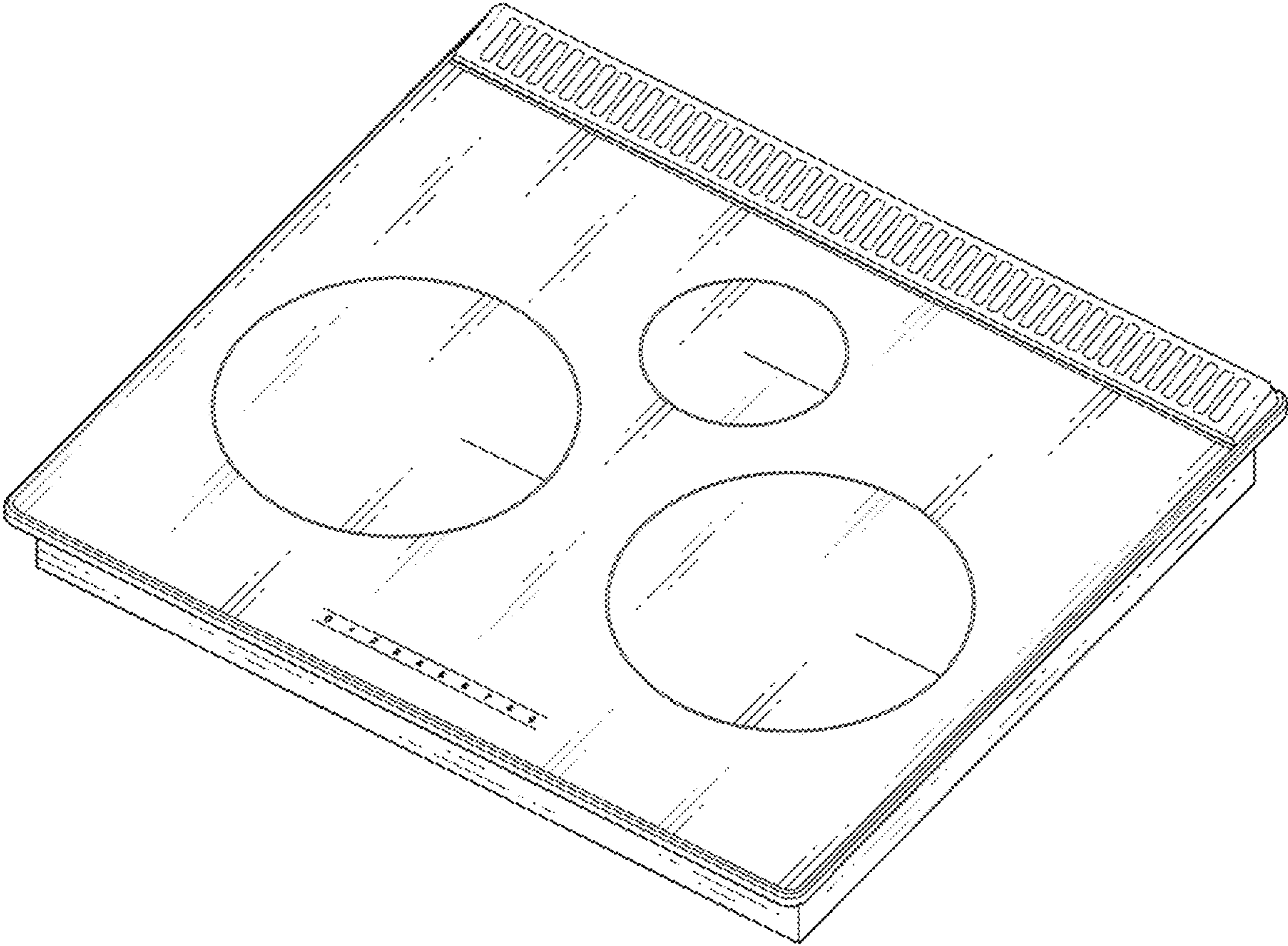
**References Cited**

U.S. PATENT DOCUMENTS


D782,869 S *	4/2017	Davenport .....	D7/402
D789,137 S *	6/2017	Lee .....	D7/323
D792,149 S *	7/2017	Lee .....	D7/323
D793,795 S *	8/2017	Suh .....	D7/323

\* cited by examiner


1.1




1.2




1.3



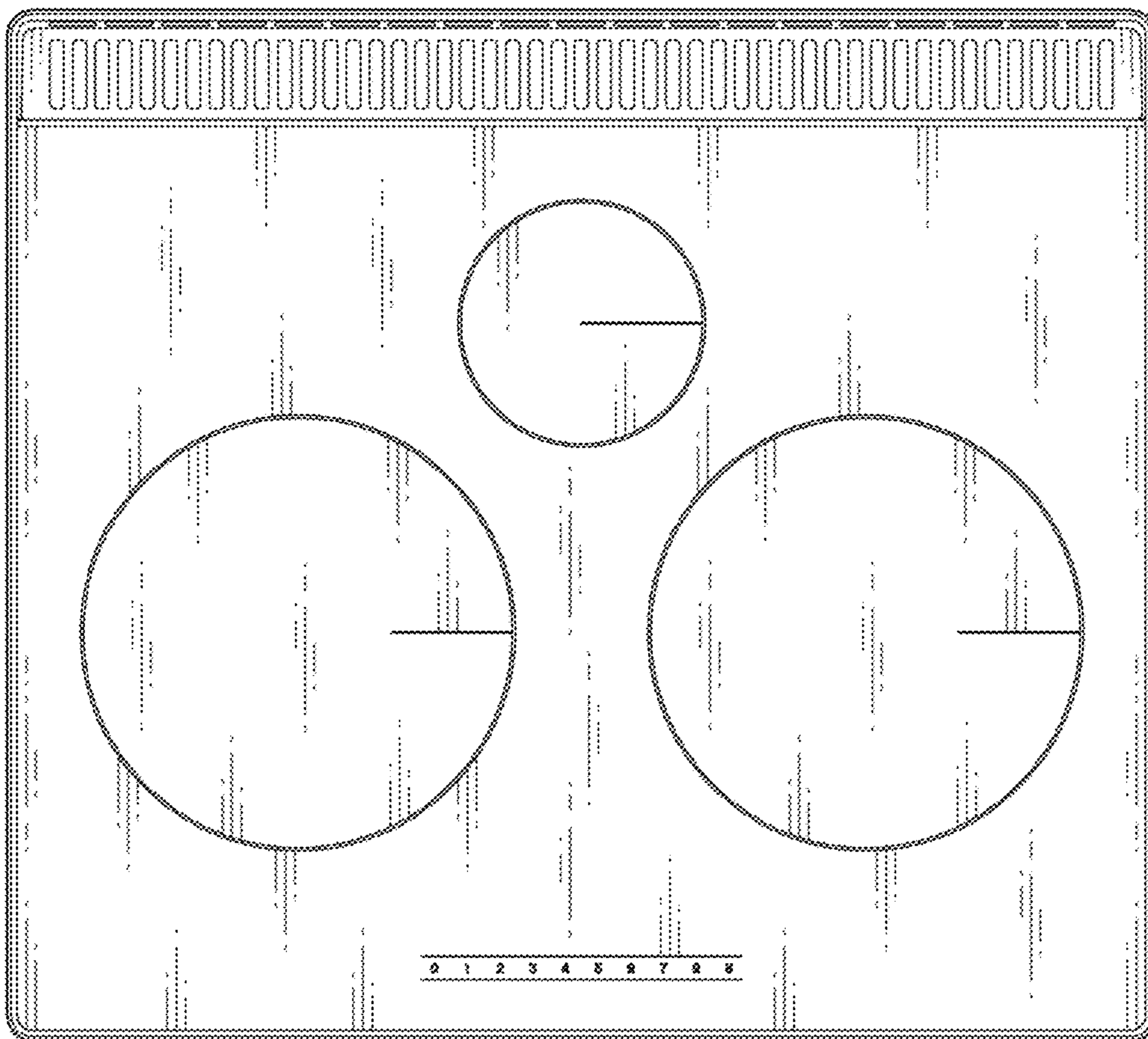
1.4



1.5



1.6





1.7

