



US00D833798S

(12) **United States Design Patent** (10) **Patent No.:** **US D833,798 S**
Chung et al. (45) **Date of Patent:** **** Nov. 20, 2018**

(54) **INDUCTION RANGE**

F24C 7/067; F24C 7/062; F24C 7/082;
F24C 7/081; A47J 37/0709

(71) Applicant: **LG ELECTRONICS INC.**, Seoul
(KR)

See application file for complete search history.

(72) Inventors: **Wookjun Chung**, Seoul (KR); **Sooyeon Kim**, Seoul (KR); **Songyi Han**, Seoul (KR)

(56) **References Cited**

U.S. PATENT DOCUMENTS

(73) Assignee: **LG ELECTRONICS INC.**, Seoul (KR)

D386,945 S *	12/1997	Mendoza	D7/402
D464,845 S *	10/2002	Shin	D7/346
D508,816 S *	8/2005	Tanaka	D7/346
D509,095 S *	9/2005	Grutzke	D7/346
D509,096 S *	9/2005	Grutzke	D7/346
D509,097 S *	9/2005	Grutzke	D7/346
D513,922 S *	1/2006	Grutzke	D7/346
D530,971 S *	10/2006	Kim	D7/340
D536,207 S *	2/2007	Ostlund	D7/340
D538,581 S *	3/2007	Lee	D7/340
D553,900 S *	10/2007	Grey	D7/346
D563,715 S *	3/2008	Grey	D7/346
D609,960 S *	2/2010	Cutino	D7/346
D642,007 S *	7/2011	Lee	D7/340
D696,893 S *	1/2014	Meda	D7/346
D696,894 S *	1/2014	Meda	D7/346
D704,978 S *	5/2014	Kim	D7/340
D705,009 S *	5/2014	Kwack	D7/346
D706,576 S *	6/2014	Boo	D7/407
D715,592 S *	10/2014	Yoon	D7/407
D733,484 S *	7/2015	Roberson	D7/346
D777,503 S *	1/2017	Kim	D7/346
D778,100 S *	2/2017	Kim	D7/346
D778,102 S *	2/2017	Spurrier	D7/346

(**) Term: **15 Years**

(21) Appl. No.: **35/502,298**

(22) Filed: **Jul. 14, 2016**

(80) **Hague Agreement Data**

Int. Filing Date: **Jul. 14, 2016**

Int. Reg. No.: **DM/091764**

Int. Reg. Date: **Jul. 14, 2016**

Int. Reg. Pub. Date: **Jan. 20, 2017**

(Continued)

(30) **Foreign Application Priority Data**

Jan. 20, 2016 (KR) 30-2016-0002881

(51) **LOC (11) Cl.** **07-02**

(52) **U.S. Cl.**

USPC **D7/346**

CPC **F24C 15/12** (2013.01)

(58) **Field of Classification Search**

USPC D7/323, 328, 336-349, 362-397,
D7/402-409

CPC F24C 15/107; F24C 15/12; F24C 15/36;
F24C 3/08; F24C 3/082; F24C 3/085;

Primary Examiner — Richard E Chilcot

(74) *Attorney, Agent, or Firm* — Birch, Stewart, Kolasch & Birch, LLP

(57) **CLAIM**

The ornamental design for an induction range, as shown and described.

DESCRIPTION

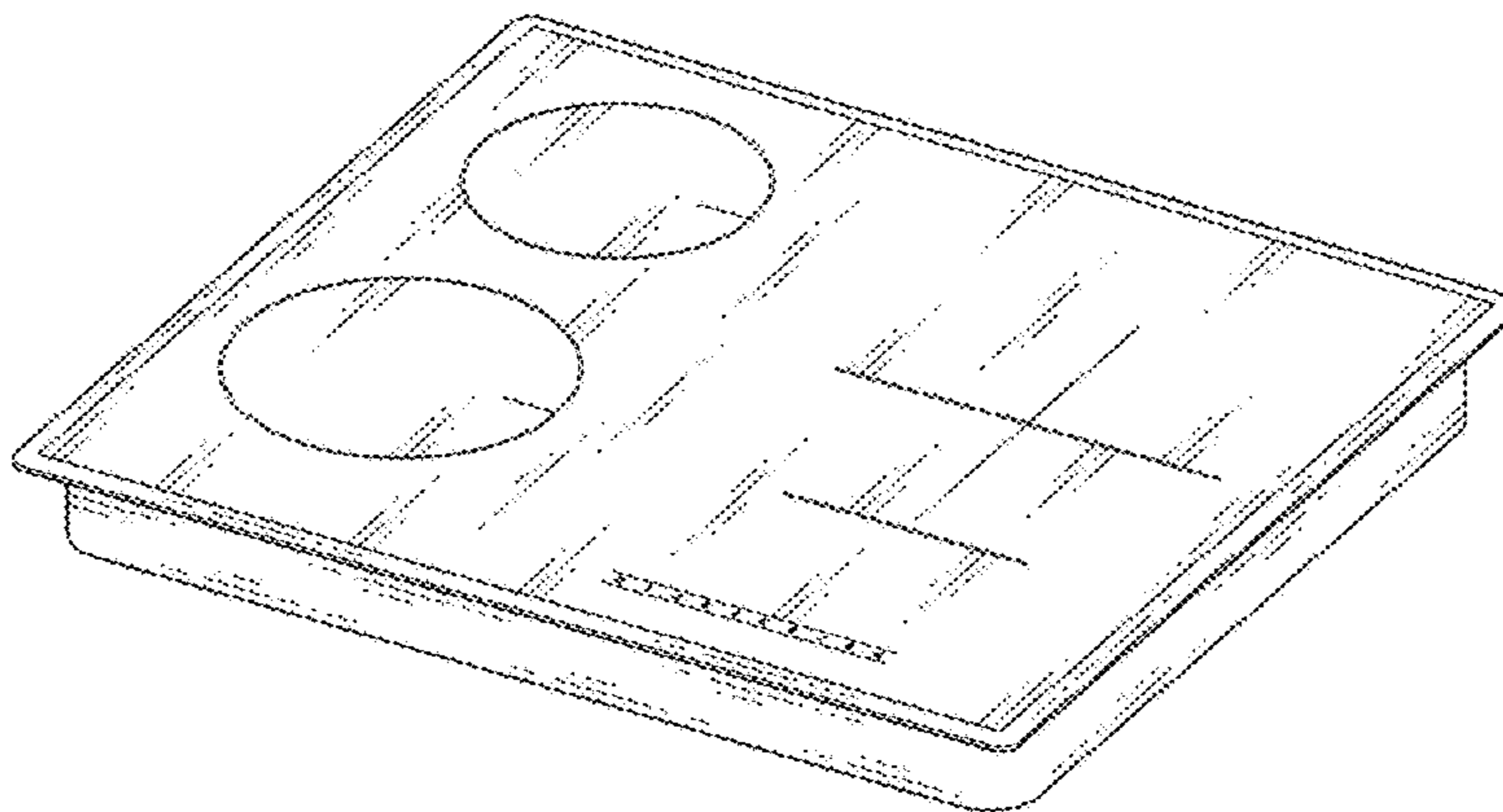
1. Induction range

1.1 is a perspective view of an induction range, showing our new design;

1.2 is a front elevation view thereof;

1.3 is a rear elevation view thereof;

(Continued)



1.4 is a left-side elevation view thereof;
1.5 is a right-side elevation view thereof;
1.6 is a top plan view thereof; and
1.7 is a bottom plan view thereof.

1 Claim, 7 Drawing Sheets

(56)

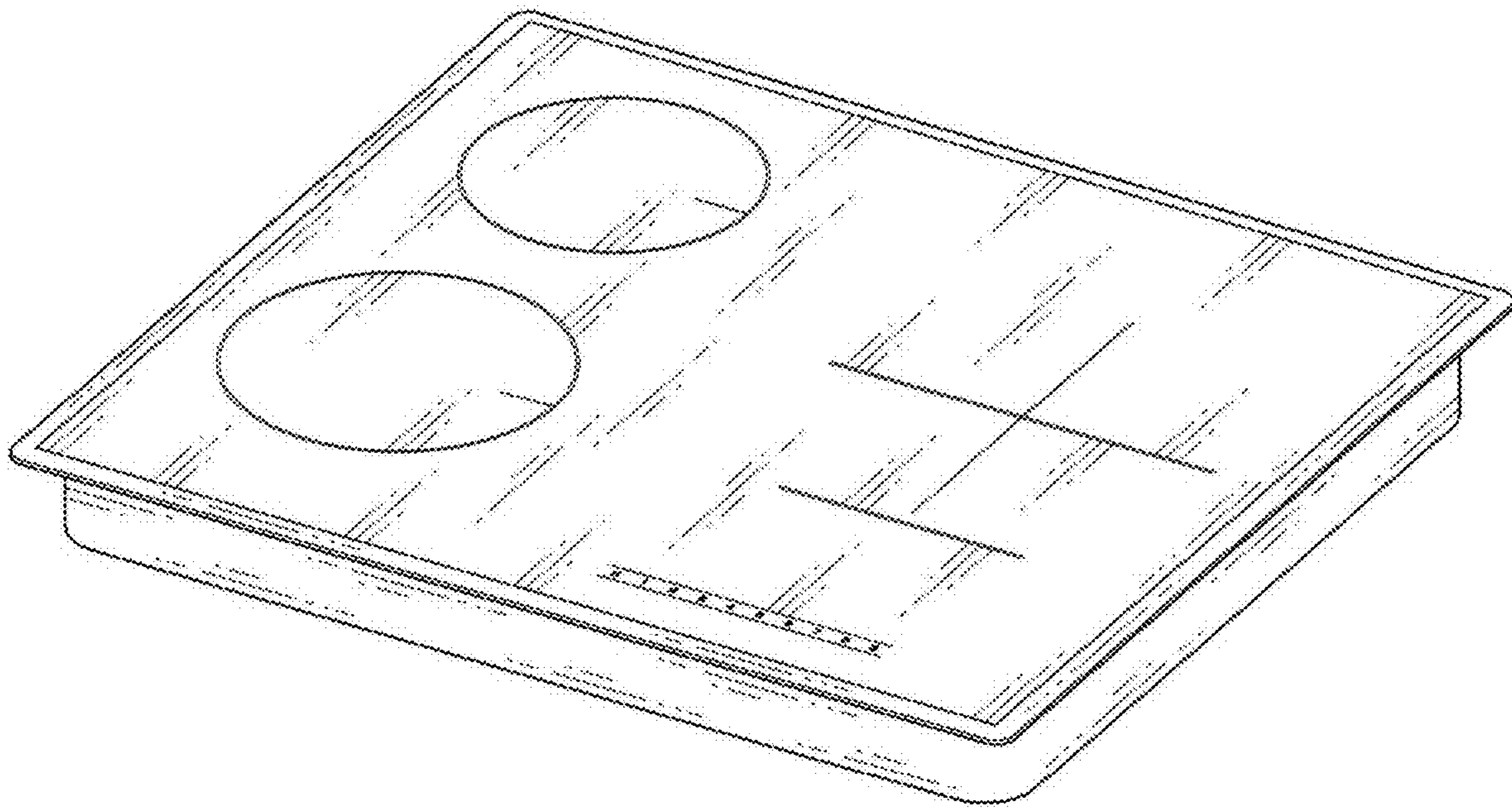
References Cited

U.S. PATENT DOCUMENTS

D782,869 S *	4/2017	Davenport	D7/402
D789,137 S *	6/2017	Lee	D7/323
D792,149 S *	7/2017	Lee	D7/323
D793,795 S *	8/2017	Suh	D7/323

* cited by examiner

1.1




1.2



1.3



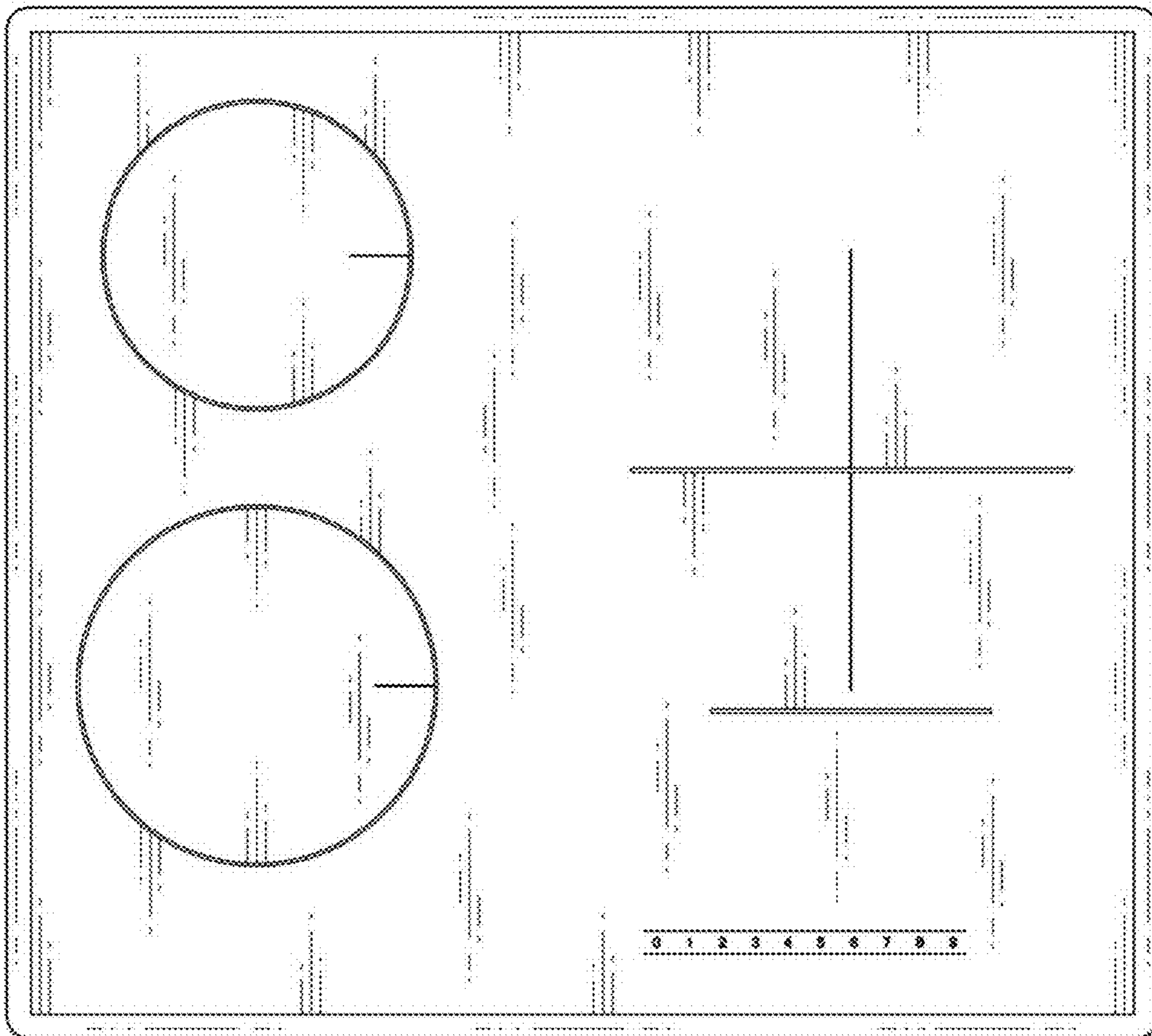
1.4



1.5



1.6



1.7

